



KCDC

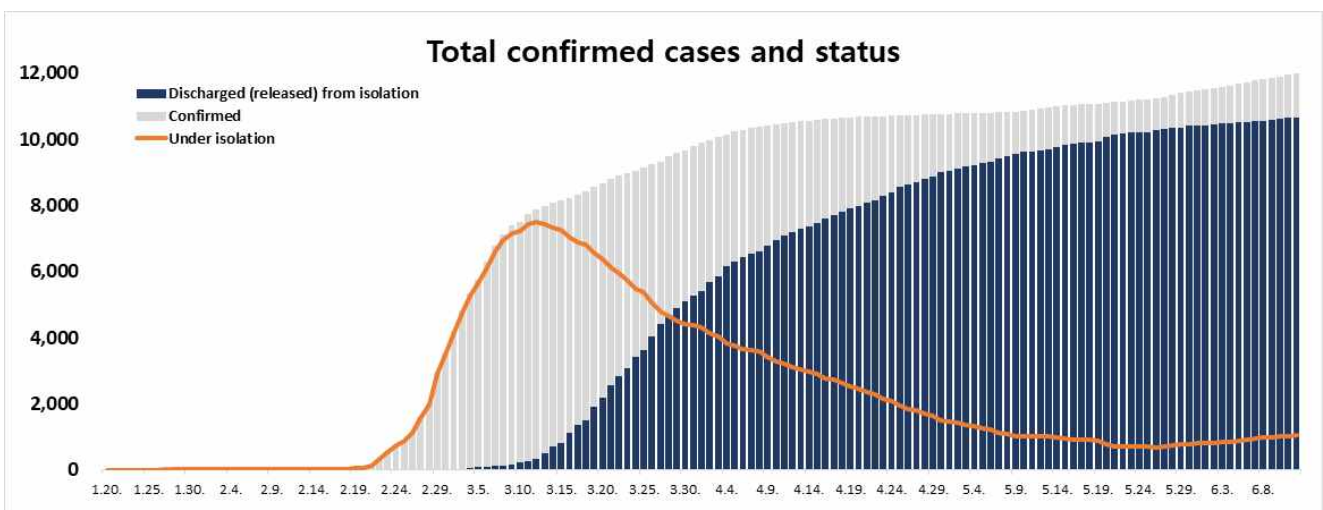
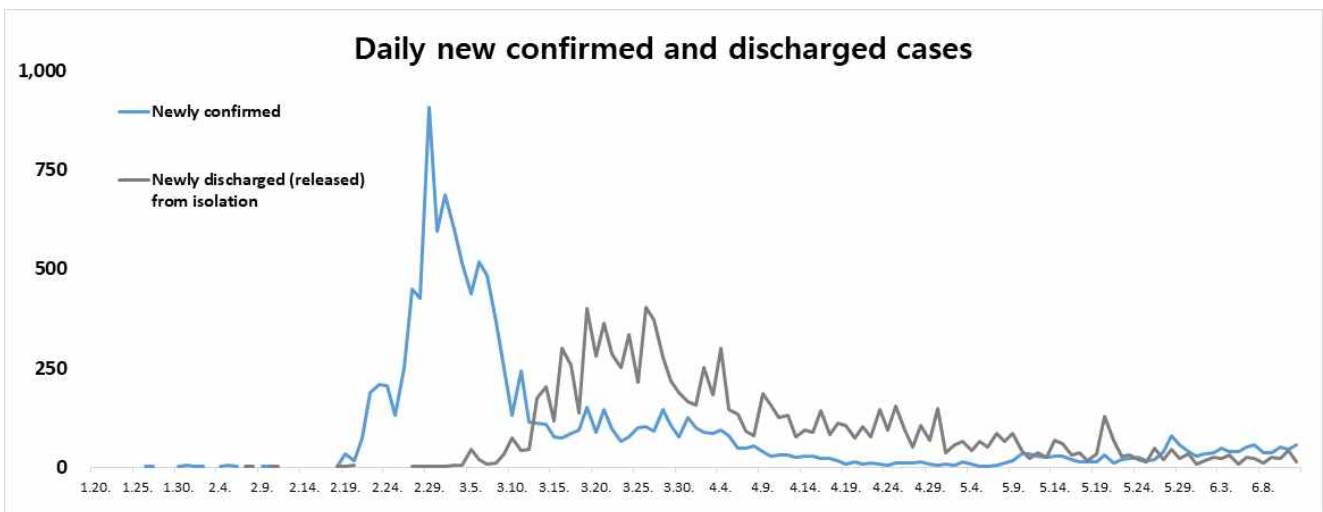
Korea Centers for Disease Control & Prevention

# Updates on COVID-19 in Republic of Korea

12 June 2020

○ As of 0:00, 12 June 2020, the total number of confirmed cases is 12,003 (including 1,325 imported cases), of which 10,669 cases have been discharged from isolation. Newly confirmed cases are 56 in total.

Period (since 3 Jan)	Total	Tested positive (PCR)				Testing in progress	Tested negative (PCR)
		Confirmed	Discharged from isolation	Under isolation	Deceased		
As of 0:00 11 June (Thurs)	1,066,888	11,947	10,654	1,017	276	25,494	1,029,447
<b>As of 0:00 12 June (Fri)</b>	1,081,487	12,003	10,669	1,057	277	24,244	1,045,240
<b>Difference</b>	(+)14,599	(+)56	(+)15	(+)40	(+)1	(-)1,250	(+)15,793





KCDC

Korea Centers for Disease Control & Prevention

# Updates on COVID-19 in Republic of Korea

12 June 2020

○ Regional distribution of total confirmed cases:

	Total	City							
		Seoul	Busan	Daegu	Incheon	Gwangju	Daejeon	Ulsan	Sejong
Isolated	1,057	389	3	47	161	2	2	5	0
Discharged	10,669	680	141	6,653	140	30	43	47	47
Deceased	277	4	3	189	0	0	1	1	0
<b>Subtotal</b>	<b>12,003</b>	<b>1,073</b>	<b>147</b>	<b>6,889</b>	<b>301</b>	<b>32</b>	<b>46</b>	<b>53</b>	<b>47</b>
New (Difference)	56	25	0	1	1	0	0	0	0

	Total	Province									Other
		Gyeonggi	Gangwon	Chung-buk	Chung-nam	Jeon-buk	Jeon-nam	Gyeong-buk	Gyeong-nam	Jeju	
Isolated	297	4	9	6	2	2	17	4	2	105	
Discharged	692	52	52	144	19	18	1,312	123	13	463	
Deceased	22	3	0	0	0	0	54	0	0	0	
<b>Subtotal</b>	<b>1,011</b>	<b>59</b>	<b>61</b>	<b>150</b>	<b>21</b>	<b>20</b>	<b>1,383</b>	<b>127</b>	<b>15</b>	<b>568</b>	
New (Difference)	19	0	0	0	0	0	0	0	0	10	

○ Case distribution by region:

Region	# of cases	(%)	Incidence rate (per 0.1M)	Region	# of cases	(%)	Incidence rate (per 0.1M)
Seoul	1,073	(8.94)	11.02	Seoul	1,011	(8.42)	7.63
Busan	147	(1.22)	4.31	Busan	59	(0.49)	3.83
Daegu	6,889	(57.39)	282.74	Daegu	61	(0.51)	3.81
Incheon	301	(2.51)	10.18	Incheon	150	(1.25)	7.07
Gwangju	32	(0.27)	2.20	Gwangju	21	(0.17)	1.16
Daejeon	46	(0.38)	3.12	Daejeon	20	(0.17)	1.07
Ulsan	53	(0.44)	4.62	Ulsan	1,383	(11.52)	51.94
Sejong	47	(0.39)	13.73	Sejong	127	(1.06)	3.78
Border Screening	568	(4.73)	-	Border Screening	15	(0.12)	2.24
<b>Total</b>				<b>12,003 (100) 23.15</b>			



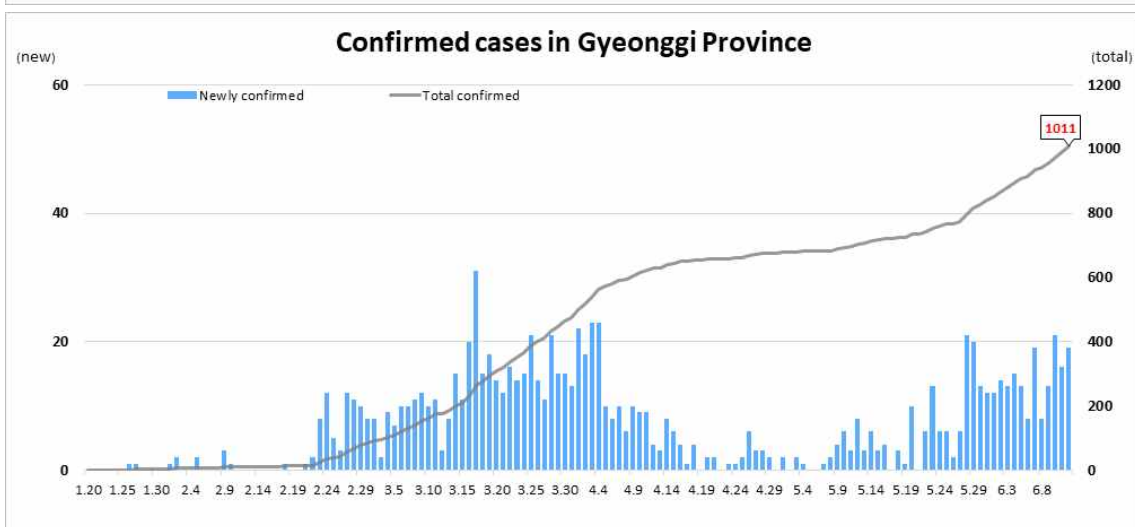
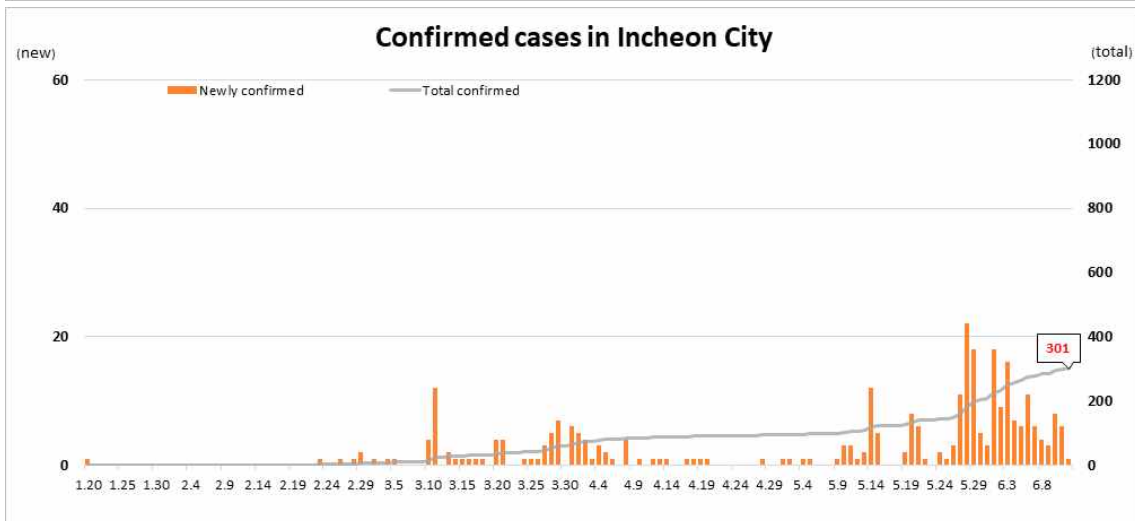
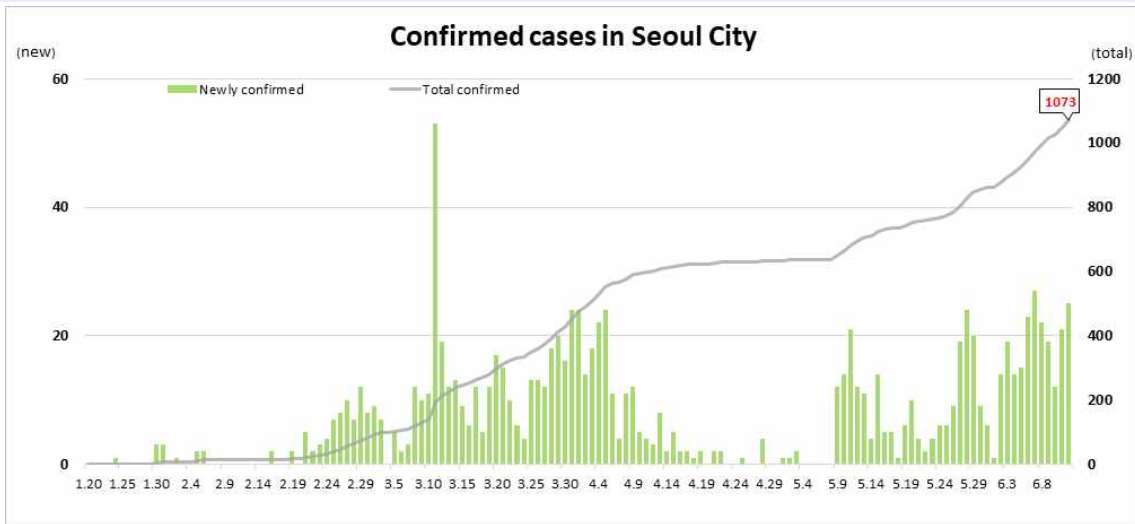
KCDC

Korea Centers for Disease Control & Prevention

# Updates on COVID-19 in Republic of Korea

12 June 2020

## DAILY NEW AND TOTAL CASES IN SEOUL/INCHEON/GYEONGGI REGIONS





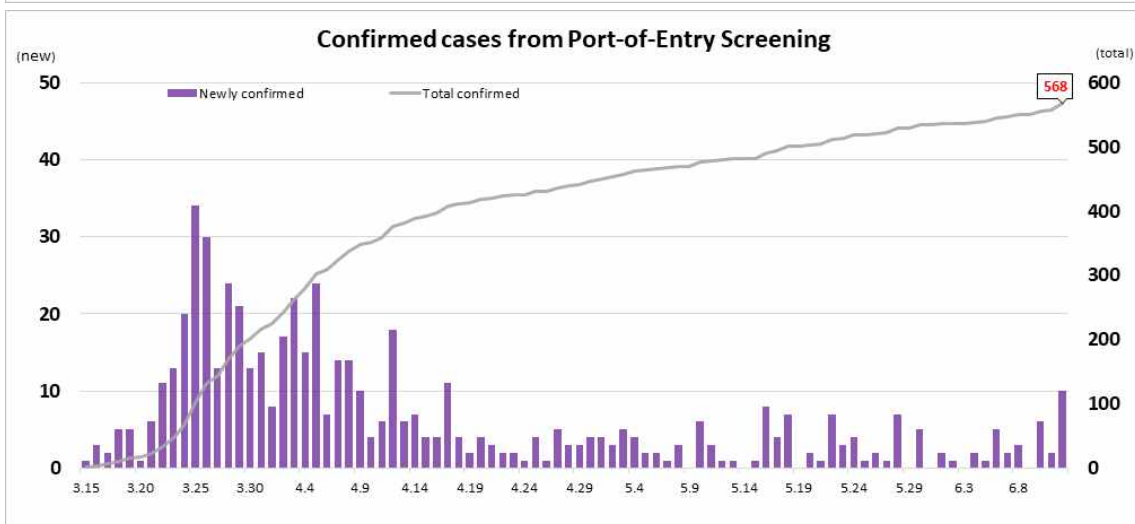
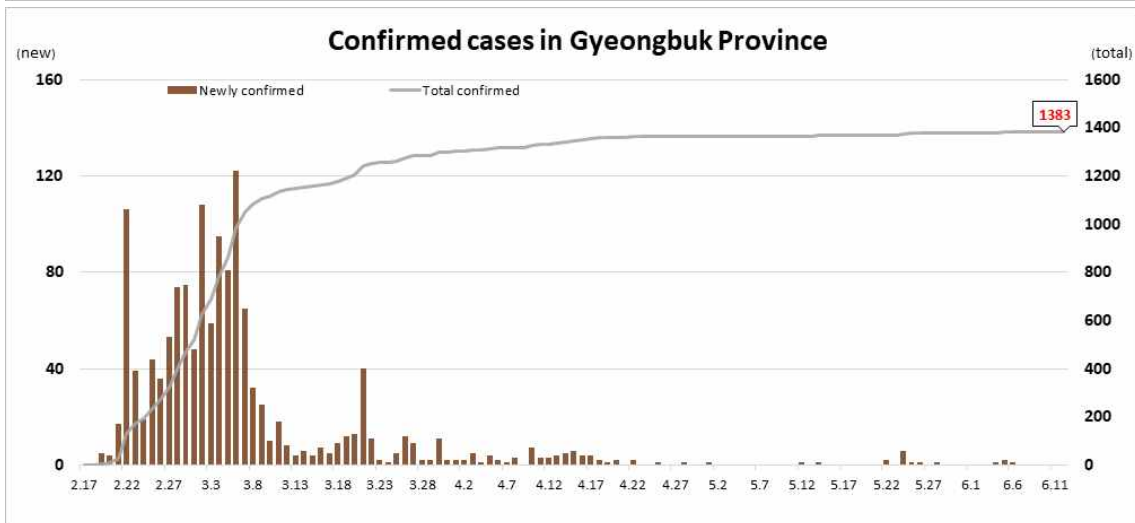
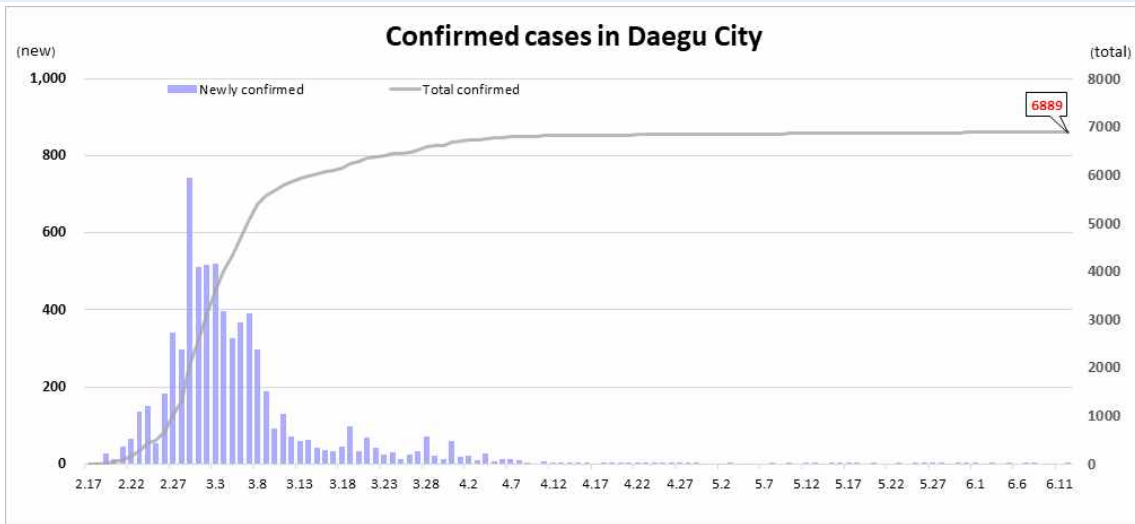
KCDC

Korea Centers for Disease Control & Prevention

# Updates on COVID-19 in Republic of Korea

12 June 2020

## DAILY NEW AND TOTAL CASES IN DAEGU / GYEONGBUK / BORDER SCREENING





KCDC

Korea Centers for Disease Control & Prevention

# Updates on COVID-19 in Republic of Korea

12 June 2020

## ○ Distribution by gender and age group:

		Confirmed Cases (%)	Deaths (%)	Fatality rate (%)
Total		12,003 (100)	277 (100)	2.31
Sex	Male	5,061 (42.16)	147 (53.07)	2.90
	Female	6,942 (57.84)	130 (46.93)	1.87
Age	80 and above	520 (4.33)	136 (49.10)	26.15
	70-79	789 (6.57)	81 (29.24)	10.27
	60-69	1,530 (12.75)	40 (14.44)	2.61
	50-59	2,154 (17.95)	15 (5.42)	0.70
	40-49	1,575 (13.12)	3 (1.08)	0.19
	30-39	1,353 (11.27)	2 (0.72)	0.15
	20-29	3,234 (26.94)	0 (0.00)	-
	10-19	680 (5.67)	0 (0.00)	-
	0-9	168 (1.40)	0 (0.00)	-

### INCIDENCE RATE BY AGE GROUP (PER 100,000)



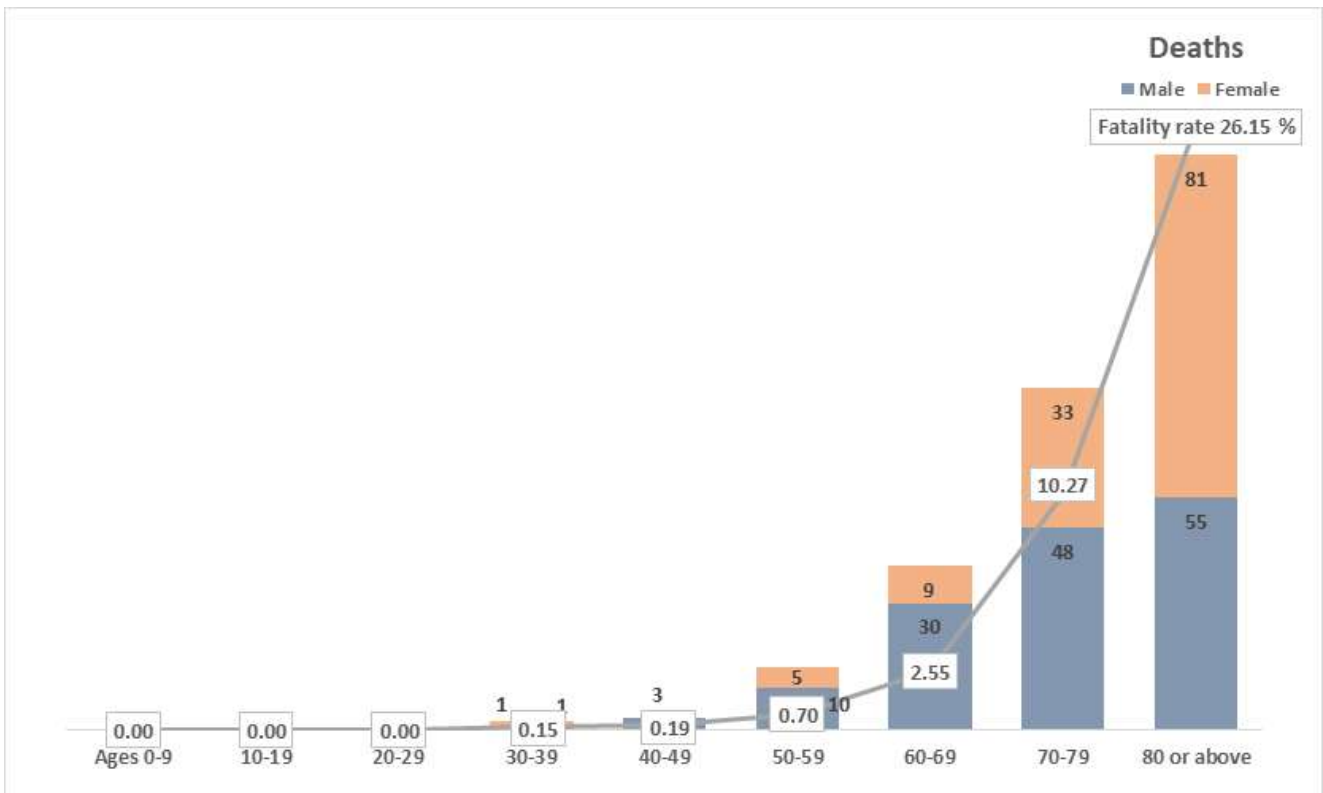
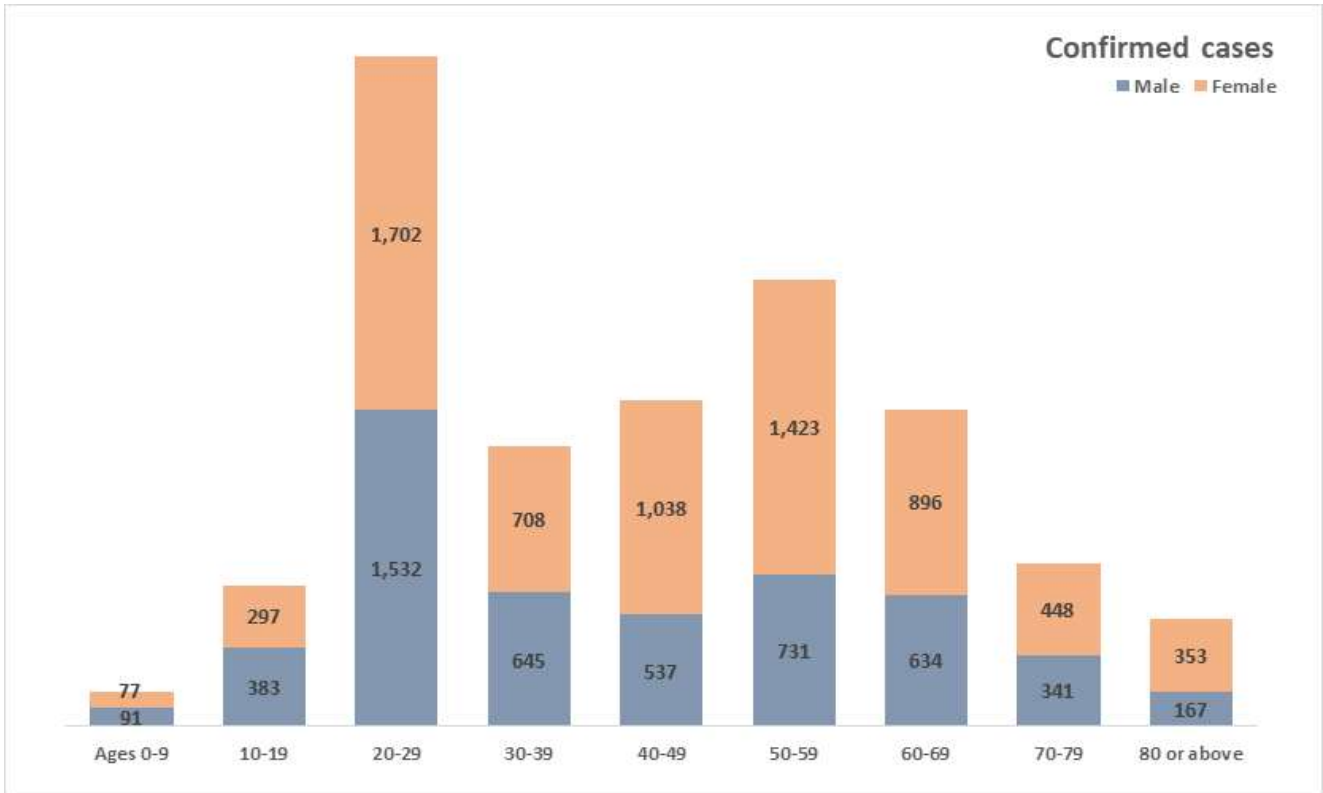


KCDC

Korea Centers for Disease Control & Prevention

# Updates on COVID-19 in Republic of Korea

12 June 2020





KCDC

Korea Centers for Disease Control & Prevention

# Updates on COVID-19 in Republic of Korea

12 June 2020

## IMPORTED CASES

