



KCDC

Korea Centers for Disease Control & Prevention

Updates on COVID-19 in Republic of Korea

14 June 2020

- As of 0:00, 14 June 2020, the total number of confirmed cases is 12,085 (including 1,333 imported cases), of which 10,718 cases have been discharged from isolation. Newly confirmed cases are 34 in total.

[Table 1. Total reported/tested cases]

Period (since 3 Jan)	Total	Tested positive (PCR)				Testing in progress	Tested negative (PCR)
		Confirmed	Discharged from isolation	Under isolation	Deceased		
As of 0:00 13 June (Sat)	1,094,704	12,051	10,691	1,083	277	23,352	1,059,301
As of 0:00 14 June (Sun)	1,100,328	12,085	10,718	1,090	277	21,356	1,066,887
Difference	(+)5,624	(+)34	(+)27	(+)7	-	(-),1,996	(+)7,586

[Table 2. Imported cases in Korea (as of 0:00, 14 June 2020)]

	Total	Region/Country						Where confirmed		Nationality	
		China	Asia ex-China	Europe	Americas	Africa	Australia	Point of Entry	Community	Korean	Other
New	3	0	2	0	1	0	0	1	2	2	1
Total	1,333	19 (1.4%)	263 (19.7%)	480 (36.0%)	562 (42.2%)	8 (0.6%)	1 (0.1%)	570 (42.8%)	763 (57.2%)	1,145 (85.9%)	188 (14.1%)

* Figures may change based on findings from ongoing local epidemiological investigation efforts.

- Of the 34 new cases, 3 were imported cases and 31 were locally transmitted cases.
 - Of the 3 imported cases, 1 is from America, 1 from Kazakhstan, 1 from the Philippines.
- As of 14 June 12:00pm, current status of COVID-19 confirmed cases are as of below.
 - * Numbers may differ from table 1 and other local authorities' reports due to the time difference at the data collection period.
 - Related to the newly planted churches in the Seoul Metropolitan Region, in total 107* cases have been currently confirmed.
 - *Related to church = 34; Contacts = 73 / Incheon = 57; Seoul = 29; Gyeonggi = 21
 - Related to Richway in Gwanak-gu, Seoul, 11 additional cases were confirmed since yesterday. In total, 164* cases have been confirmed.
 - *Visitors = 40; Contacts = 124 / Seoul = 89; Gyeonggi = 50; Incheon = 20; Gangwon = 3; Chungnam = 2



KCDC

Korea Centers for Disease Control & Prevention

Updates on COVID-19 in Republic of Korea

14 June 2020

Richway-related onward transmissions

Category	Location	Number of confirmed cases
Chinese Migrants Church Shelter	Seoul Guro-gu	8
Myeongseong Housing	Seoul Gangnam-gu	30
Principle School of English	Seoul Gangnam-gu	14
SJ Investment call center	Seoul Gangseo-gu	11
Jesus Vision Church	Seoul Geumcheon-gu	9
NBS Partners	Gyeonggi Seongnam-si	16
Church of God	Gyeonggi Seongnam-si	7
Jesus Malsseum Silcheon Church	Incheon Namdong-gu	9
Family, work, etc.		20
Total		124

- 1 case was additionally confirmed from Seongsim Day Care Center in Dobong-gu, Seoul City. In total, 17 cases have been confirmed.

*User = 13; Staff = 2, family and relatives = 2

- Related to Korean Campus Crusade for Christ, 1 additional case was confirmed from a test to determine the release of quarantine. In total, 13 cases have been confirmed.

* Seoul =7; Gyeonggi = 6

- Related to a Yeonana News Class, Seodaemun-gu, Seoul city, 1 additional case was confirmed from a test to determine the release of quarantine. In total, 5 cases have been confirmed.

- Related to a family in Gyeyang-gu, Incheon city, 1 contact who was under home-quarantine was confirmed. In total, 17 cases were confirmed.

* A whole Family = 5; real-estate agency related = 8; Yeonsei Naro Academy = 3; Juan Happy Town = 1



KCDC

Korea Centers for Disease Control & Prevention

Updates on COVID-19 in Republic of Korea

14 June 2020

[Table 3: Regional distribution and epidemiological links of the confirmed cases]

Region	Confirmed cases									Other major clusters
	Total	Imported cases	Clusters					Other*	New cases	
			Sub-total	Shin-cheonji	Other clusters	Contacts of confirmed cases	Imported cases			
Seoul	1,113	285	757	8	656	24	69	71	12	Nightclubs (139), Guro-gu call center (99), Richway (89) , Manmin Central Church (41), Yangcheon table tennis club (37) , SMR newly planted churches group (29), Dong-an Church-PC Cafe (28), Coupang (24), KB Life Insurance PM Service Agency (13), KCCC (7) , biblical language study meeting (6), Yeonana New Class (5), etc.
Busan	147	29	88	12	57	18	1	30	0	Onchun Church (39), Suyeong-gu Kindergarten (5), Itaewon clubs (4), etc.
Daegu	6,894	33	6,118	4,511	686	917	4	743	2	Second Mi-Ju Hospital (196), Hansarang Convalescent Hospital (124), Daesil Convalescent Hospital (101), Fatima Hospital (39), Nightclubs (2), etc.
Incheon	310	51	250	2	235	6	7	9	8	Coupang (56), Nightclubs (54), SMR newly planted churches group (53) , Richway (20) , Guro-gu call center (19), Gyeyang-gu real estate agency family (11) , Jesus Malsseum Silcheon Church (5), Brothers in Yongin/Goyang (2), etc.
Gwangju	32	16	16	9	0	1	6	0	0	
Daejeon	46	15	22	2	12	8	0	9	0	Korea Forest Engineer Institute (3), etc.
Ulsan	53	22	24	16	2	3	3	7	0	
Sejong	47	4	42	1	38	3	0	1	0	Ministry of Oceans and Fisheries (31), gym facilities (8)
Gyeonggi	1,035	204	767	29	618	57	63	64	10	Grace River Church in Seongnam (67), Coupang (67), Nightclubs (59), Uijeongbu St. Mary's Hospital (50), Guro-gu call center-Bucheon SaengMyeongSu Church (50), Richway (47) , Yangcheon table tennis club (24), Anyang-Gunpo pastors group (22), SMR newly planted churches group (21) , Happy Care Home (10) , biblical language study meeting (9), KCCC (6), etc.
Gangwon	60	16	37	17	20	0	0	7	1	Uijeongbu St. Mary's Hospital (10), Apartments in Wonju (4), Richway (3) , Nightclubs (2), etc.
Chungbuk	61	9	42	6	27	7	2	10	0	Goesan-gun Jangyeon-myeon (11), Itaewon clubs (9), Guro-gu call center (2), etc.
Chungnam	151	14	125	0	123	1	1	12	0	Gym facilities in Cheonan (103), research center in Seosan (8), Richway (2), etc.
Jeonbuk	21	10	6	1	5	0	0	5	0	Nightclubs (2)
Jeonnam	20	12	5	1	1	2	1	3	0	
Gyeongbuk	1,383	16	1,234	566	478	190	0	133	0	Cheongdo Daenam Hospital (119), Bonghwa Pureun Nursing Home (68), Gyeongsan Seo Convalescent Hospital (66), pilgrimage to Israel (41), Yecheon-gun (40), Gumi Elim Church (10), etc.
Gyeongnam	127	18	89	32	50	6	1	20	0	Geochang Church (10), Wings Tower (9), Geochang Woongyang-myeon (8), Nightclubs (2), etc.
Jeju	15	9	2	0	1	0	1	4	0	
Airport	570	570	0	0	0	0	0	0	1	
Total	12,085 (%)	1,333 (60.0)	9,624 (13.3)	5,213 (0.0)	3,009 (6.7)	1,243 (0.0)	159 (6.7)	1,128 (26.7)	34	

* Not classified into a cluster or under investigation

※ The interim classification is based on the reporting location, which may change depending on further epidemiological investigation.



KCDC

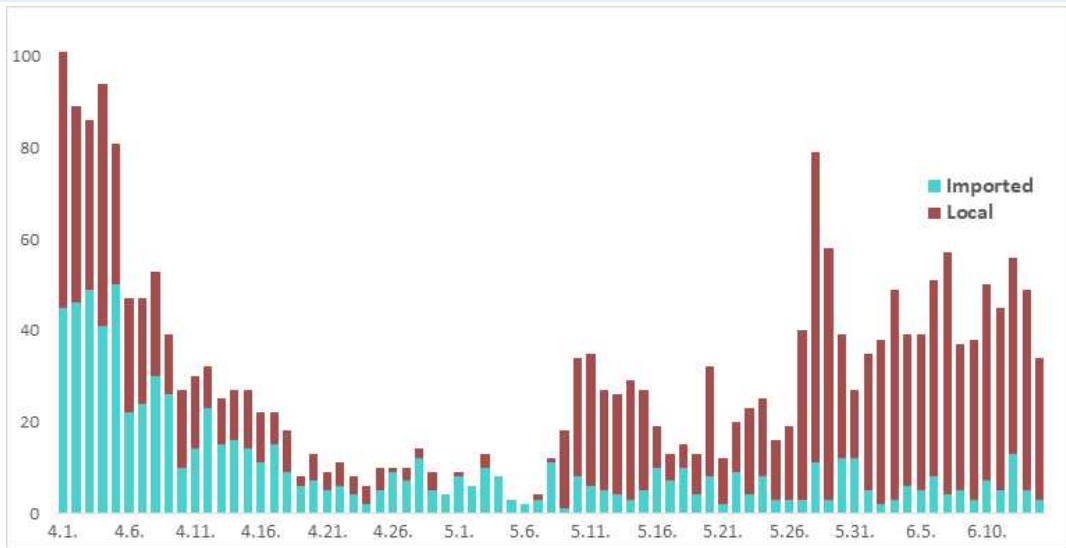
Korea Centers for Disease Control & Prevention

Updates on COVID-19 in Republic of Korea

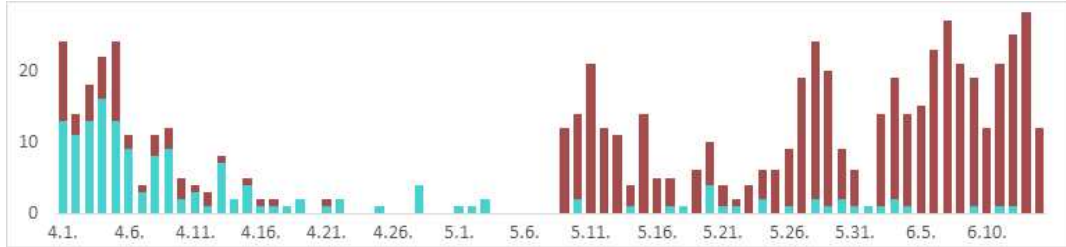
14 June 2020

[Figure 1: Daily new confirmed cases by chain of transmission]

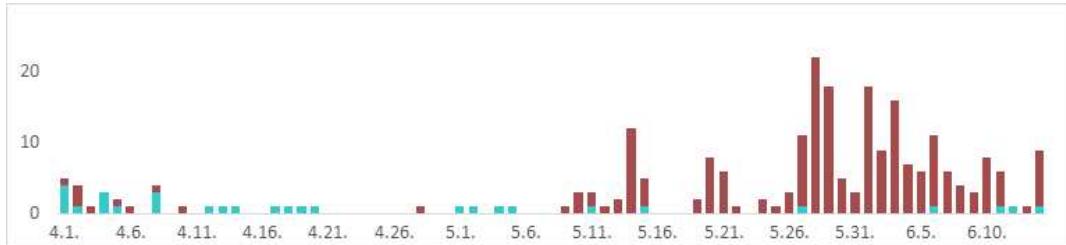
TOTAL



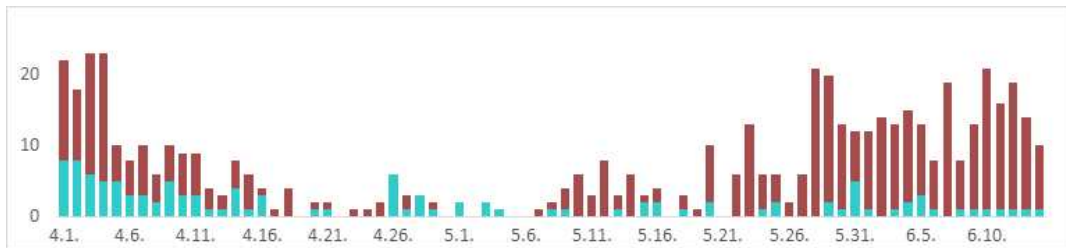
Seoul City



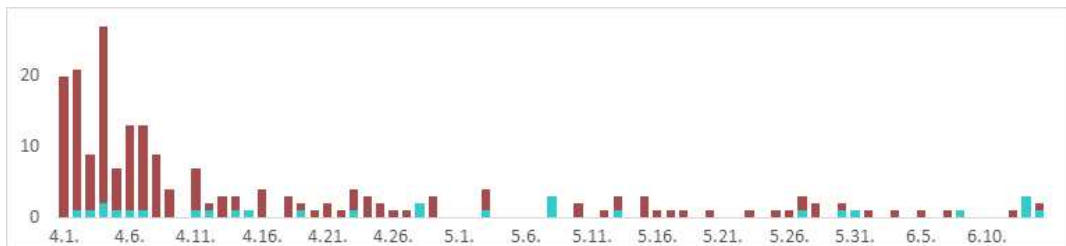
Incheon City



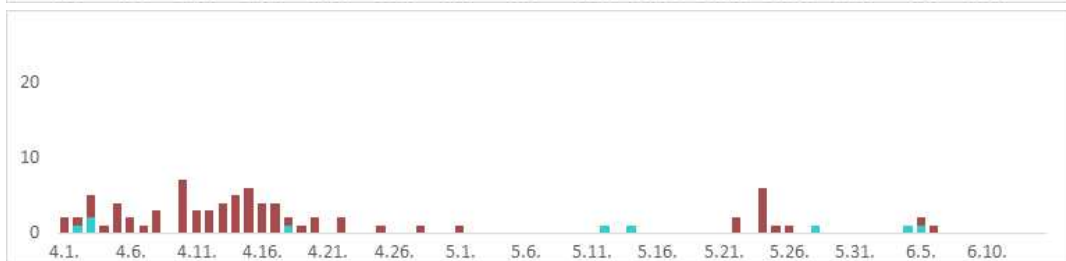
Gyeonggi Province



Daegu City



Gyeongbuk Province





KCDC

Korea Centers for Disease Control & Prevention

Updates on COVID-19 in Republic of Korea

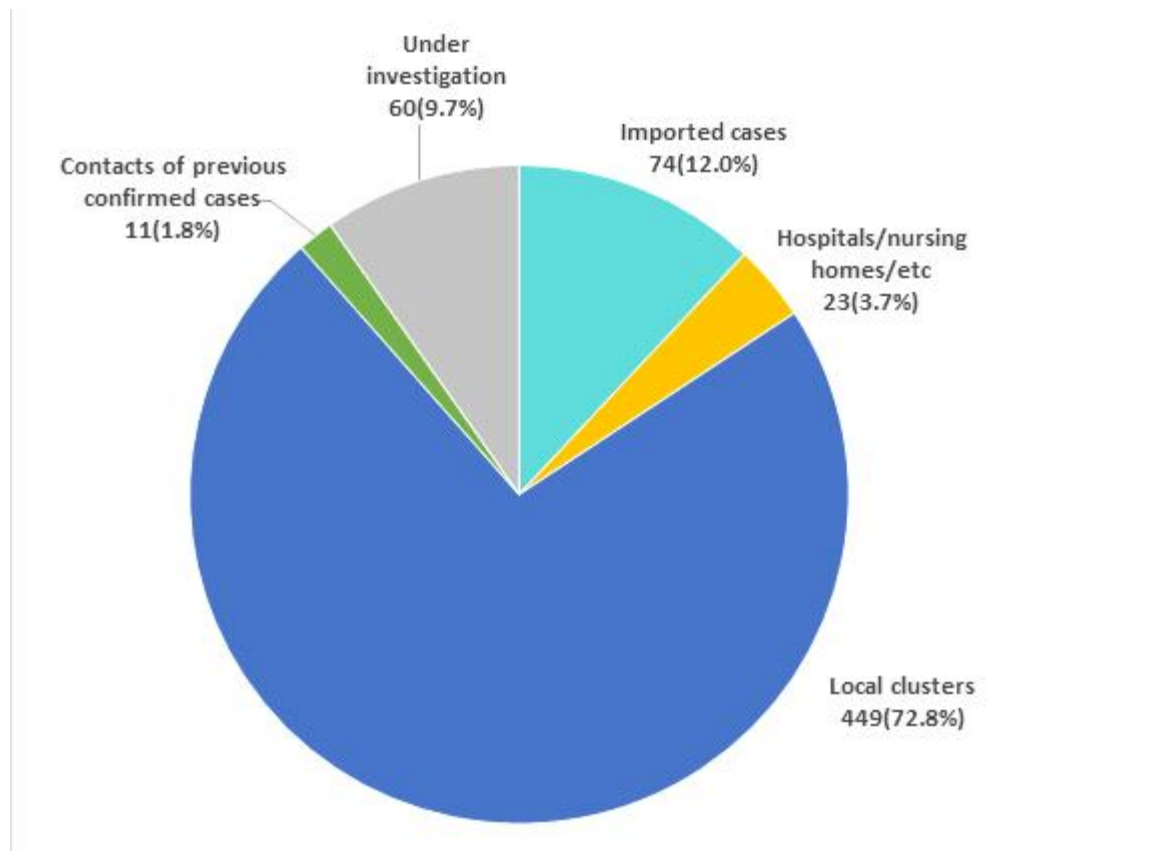
14 June 2020

[Table 4: Age distribution of severe cases]

	6.1	6.2	6.3	6.4	6.5	6.6	6.7	6.8	6.9	6.10	6.11	6.12	6.13	6.14
Total	12	11	8	9	11	14	14	14	18	20	20	18	22	22
Severe	3	2	1	2	4	7	6	6	11	11	8	6	11	10
Very severe	9	9	7	7	7	7	8	8	7	9	12	12	11	12

Age group	Total	Severe (%)	Very severe (%)
Total	22	10 (100.0)	12 (100.0)
80 and above	4	1 (10.0)	3 (25.0)
70-79	5	2 (20.0)	3 (25.0)
60-69	6	3 (30.0)	3 (25.0)
50-59	5	3 (30.0)	2 (16.7)
40-49	2	1 (10.0)	1 (8.3)
30-39	0	0 (0.0)	0 (0.0)
20-29	0	0 (0.0)	0 (0.0)
10-19	0	0 (0.0)	0 (0.0)
0-9	0	0 (0.0)	0 (0.0)

[Figure 2: New cases (for last 2 weeks) by chain of transmission]





KCDC

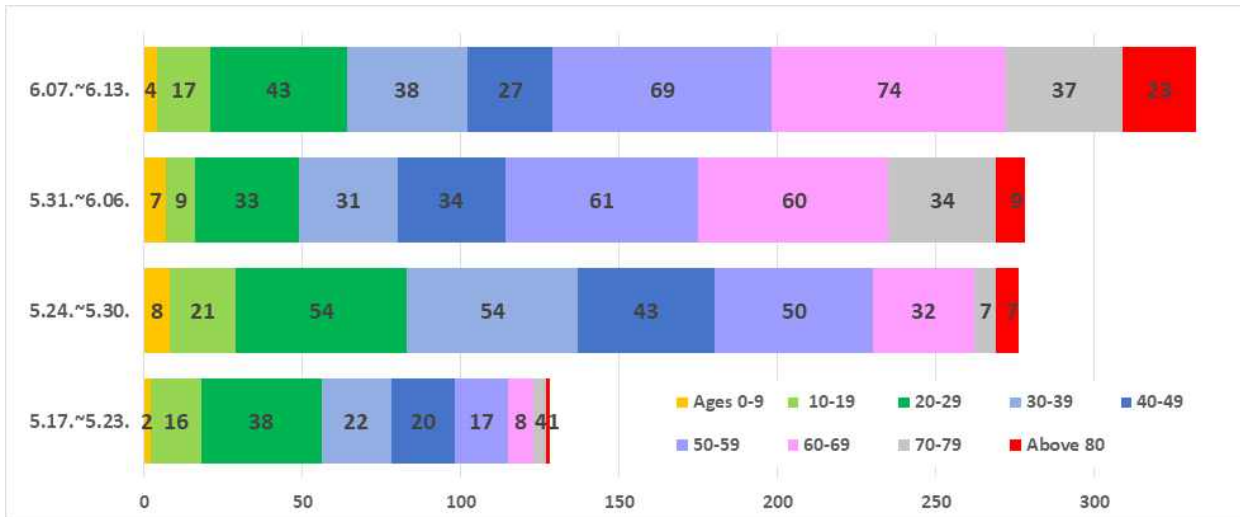
Korea Centers for Disease Control & Prevention

Updates on COVID-19 in Republic of Korea

14 June 2020

[Figure 3: New cases (for last 4 weeks) by age and chain of transmission]

By age group



By chain of Transmission

