



KCDC

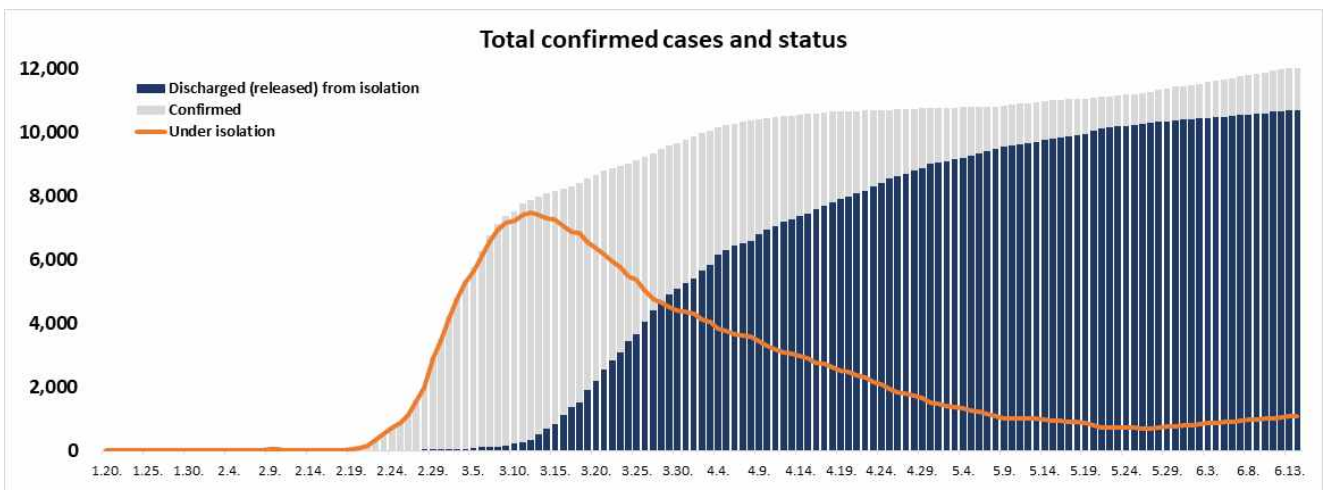
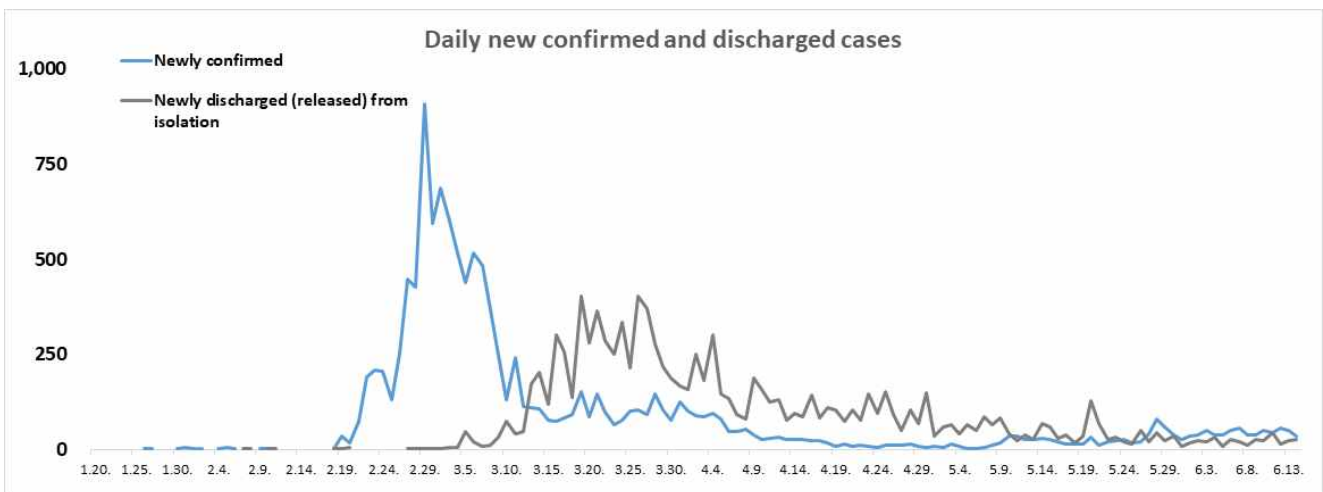
Korea Centers for Disease Control & Prevention

# Updates on COVID-19 in Republic of Korea

14 June 2020

○ As of 0:00, 14 June 2020, the total number of confirmed cases is 12,085 (including 1,333 imported cases), of which 10,718 cases have been discharged from isolation. Newly confirmed cases are 34 in total.

Period (since 3 Jan)	Total	Tested positive (PCR)				Testing in progress	Tested negative (PCR)
		Confirmed	Discharged from isolation	Under isolation	Deceased		
As of 0:00 13 June (Sat)	1,094,704	12,051	10,691	1,083	277	23,352	1,059,301
<b>As of 0:00 14 June (Sun)</b>	1,100,328	12,085	10,718	1,090	277	21,356	1,066,887
<b>Difference</b>	(+)5,624	(+)34	(+)27	(+)7	-	(-)-1,996	(+)7,586





KCDC

Korea Centers for Disease Control & Prevention

# Updates on COVID-19 in Republic of Korea

14 June 2020

○ Regional distribution of total confirmed cases:

	Total	City							
		Seoul	Busan	Daegu	Incheon	Gwangju	Daejeon	Ulsan	Sejong
Isolated	1,090	420	2	44	163	2	2	5	0
Discharged	10,718	689	142	6,661	147	30	43	47	47
Deceased	277	4	3	189	0	0	1	1	0
<b>Subtotal</b>	<b>12,085</b>	<b>1,113</b>	<b>147</b>	<b>6,894</b>	<b>310</b>	<b>32</b>	<b>46</b>	<b>53</b>	<b>47</b>
New (Difference)	34	12	0	2	8	0	0	0	0

	Province	Province								Other
		Gyeonggi	Gangwon	Chungbuk	Chungnam	Jeonbuk	Jeonnam	Gyeongbuk	Gyeongnam	Jeju
Isolated	303	5	9	7	2	2	16	4	0	104
Discharged	710	52	52	144	19	18	1,313	123	15	466
Deceased	22	3	0	0	0	0	54	0	0	0
<b>Subtotal</b>	<b>1,035</b>	<b>60</b>	<b>61</b>	<b>151</b>	<b>21</b>	<b>20</b>	<b>1,383</b>	<b>127</b>	<b>15</b>	<b>570</b>
New (Difference)	10	1	0	0	0	0	0	0	0	1

○ Case distribution by region:

Region	# of cases	(%)	Incidence rate (per 0.1M)	Region	# of cases	(%)	Incidence rate (per 0.1M)
Seoul	1,113	(9.21)	11.43	Gyeonggi	1,035	(8.56)	7.81
Busan	147	(1.22)	4.31	Gangwon	60	(0.50)	3.89
Daegu	6,894	(57.05)	282.95	Chungbuk	61	(0.50)	3.81
Incheon	310	(2.57)	10.49	Chungnam	151	(1.25)	7.11
Gwangju	32	(0.26)	2.20	Jeonbuk	21	(0.17)	1.16
Daejeon	46	(0.38)	3.12	Jeonnam	20	(0.17)	1.07
Ulsan	53	(0.44)	4.62	Gyeongbuk	1,383	(11.44)	51.94
Sejong	47	(0.39)	13.73	Gyeongnam	127	(1.05)	3.78
Border Screening	570	(4.72)	-	Jeju	15	(0.12)	2.24

**Total**



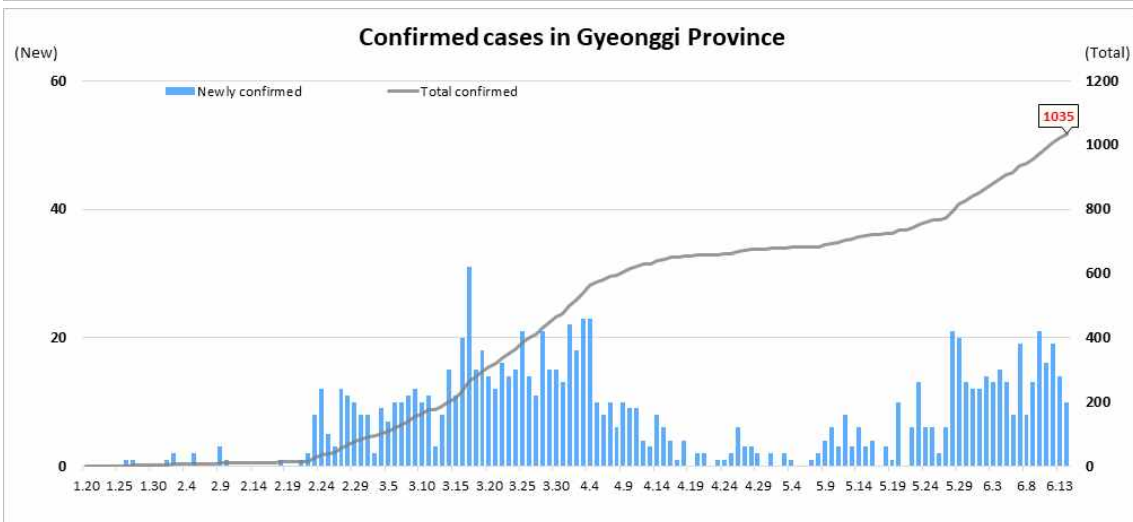
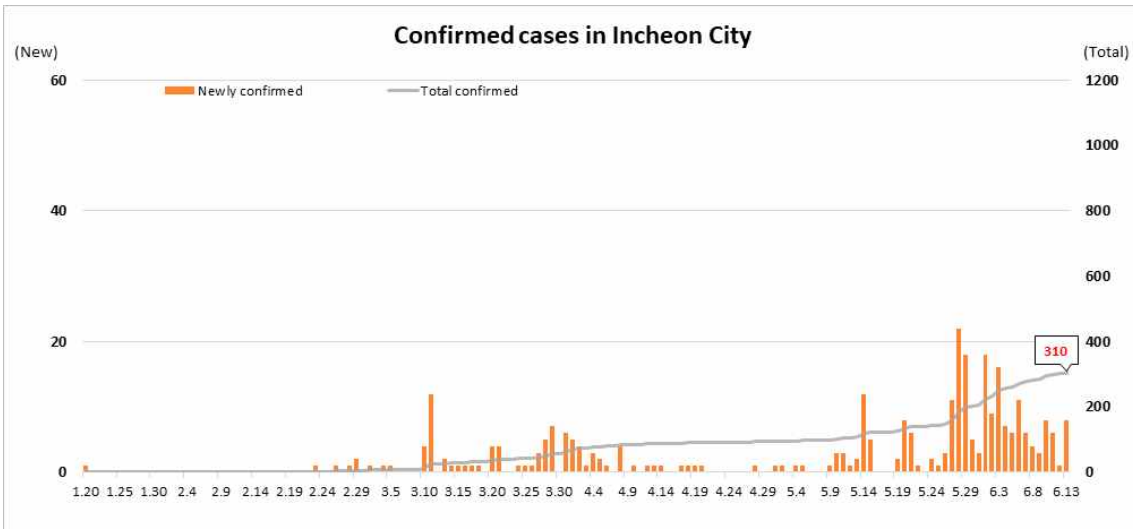
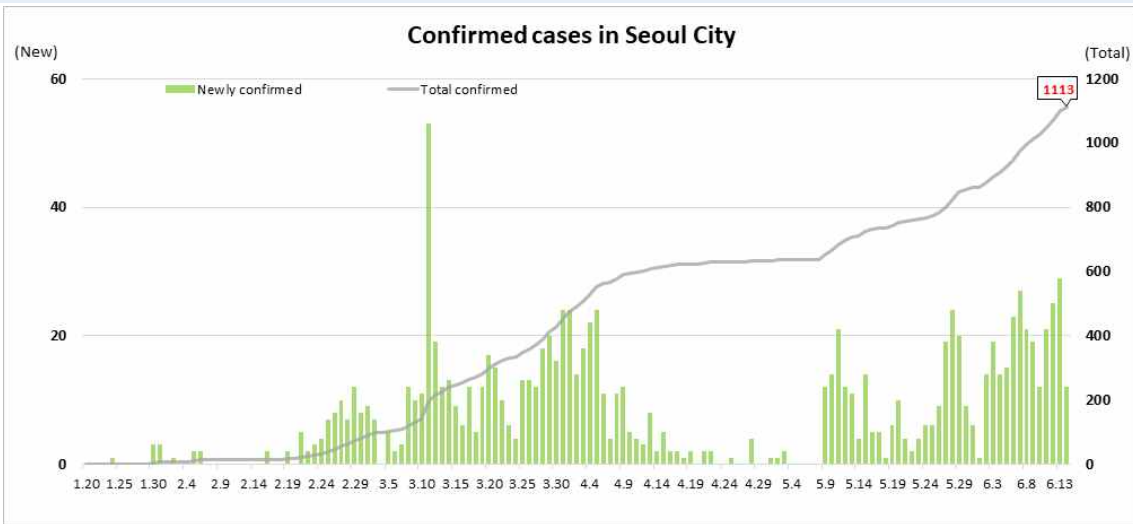
KCDC

Korea Centers for Disease Control & Prevention

# Updates on COVID-19 in Republic of Korea

14 June 2020

## DAILY NEW AND TOTAL CASES IN SEOUL/INCHEON/GYEONGGI REGIONS





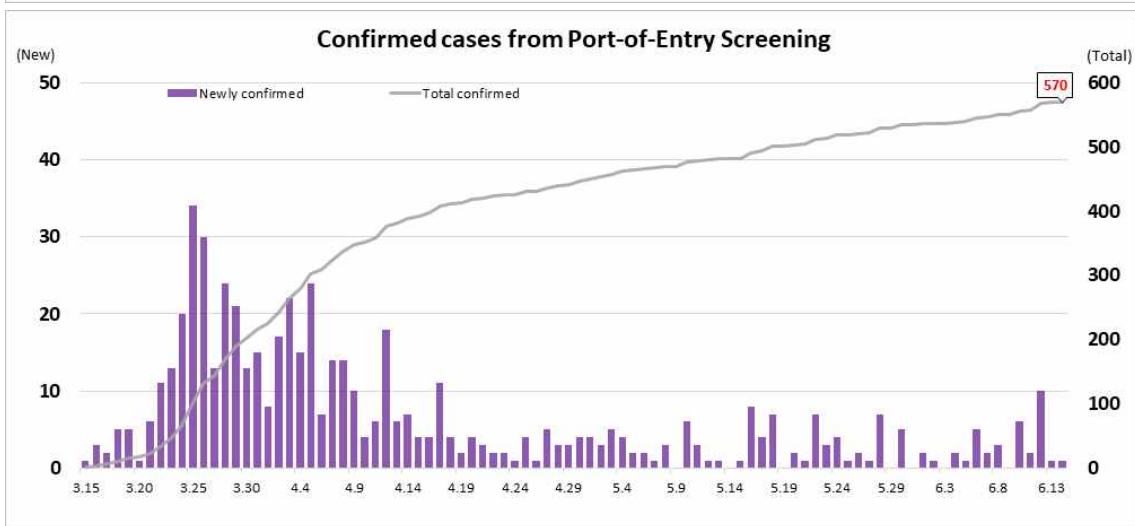
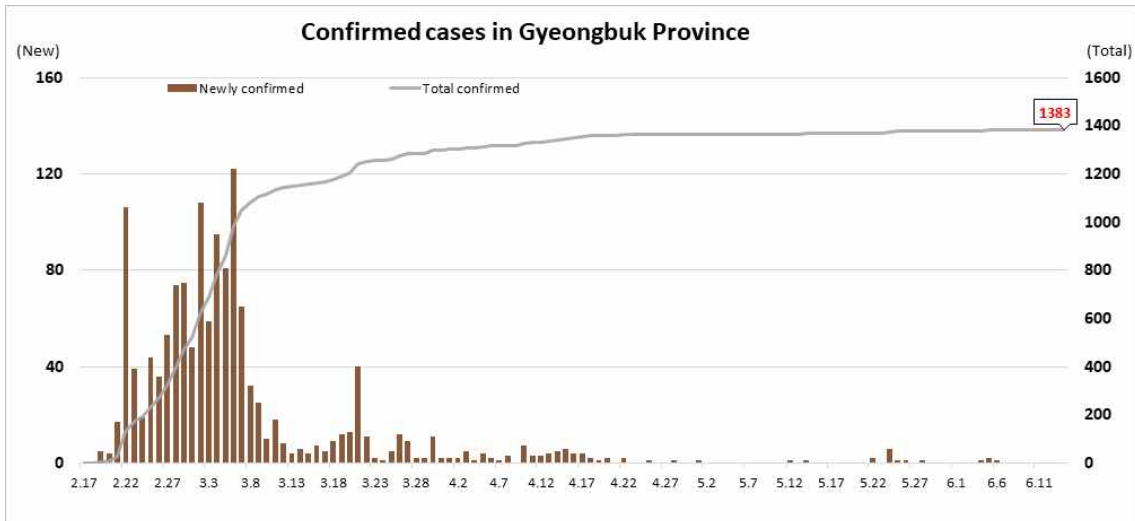
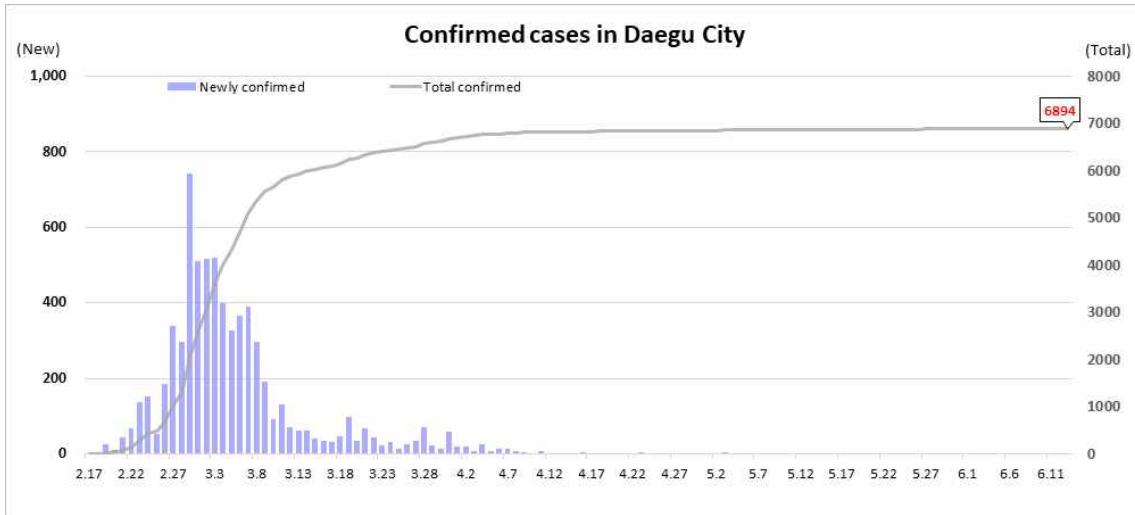
KCDC

Korea Centers for Disease Control & Prevention

# Updates on COVID-19 in Republic of Korea

14 June 2020

## DAILY NEW AND TOTAL CASES IN DAEGU / GYEONGBUK / BORDER SCREENING





KCDC

Korea Centers for Disease Control & Prevention

# Updates on COVID-19 in Republic of Korea

14 June 2020

○ Distribution by gender and age group:

		Confirmed Cases (%)	Deaths (%)	Fatality rate (%)
Total		12,085 (100)	277 (100)	2.29
Sex	Male	5,097 (42.18)	147 (53.07)	2.88
	Female	6,988 (57.82)	130 (46.93)	1.86
Age	80 and above	531 (4.39)	136 (49.10)	25.61
	70-79	797 (6.59)	81 (29.24)	10.16
	60-69	1,546 (12.79)	40 (14.44)	2.59
	50-59	2,170 (17.96)	15 (5.42)	0.69
	40-49	1,584 (13.11)	3 (1.08)	0.19
	30-39	1,357 (11.23)	2 (0.72)	0.15
	20-29	3,251 (26.90)	0 (0.00)	-
	10-19	681 (5.64)	0 (0.00)	-
	0-9	168 (1.39)	0 (0.00)	-

**INCIDENCE RATE BY AGE GROUP (PER 100,000)**



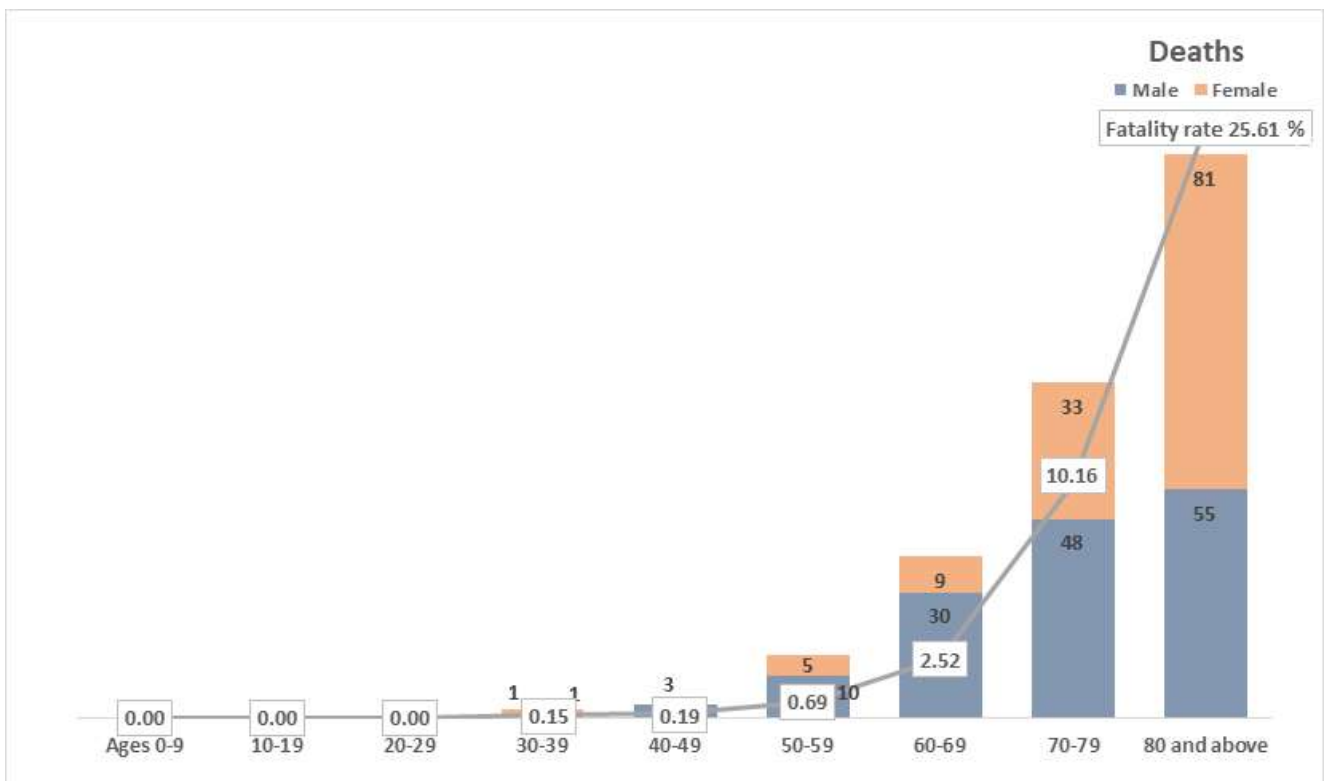
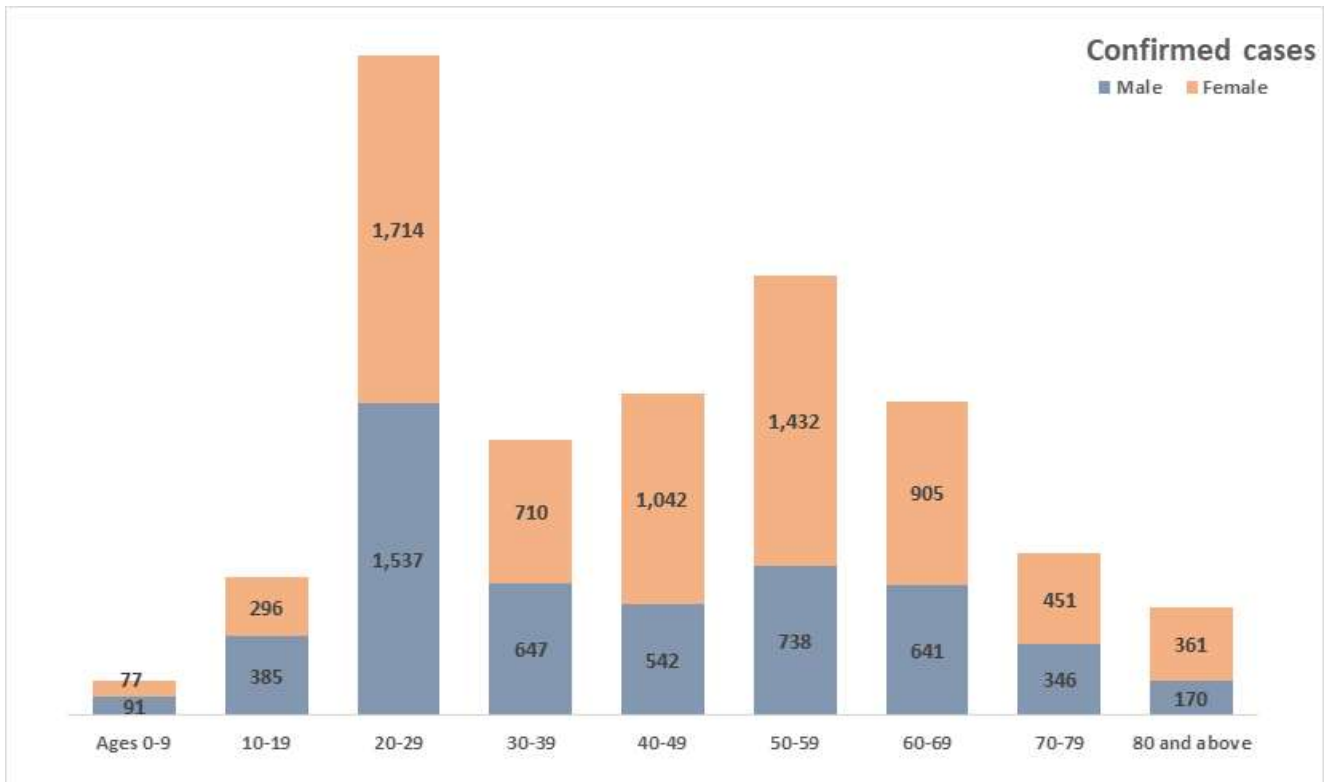


KCDC

Korea Centers for Disease Control & Prevention

# Updates on COVID-19 in Republic of Korea

14 June 2020





KCDC

Korea Centers for Disease Control & Prevention

# Updates on COVID-19 in Republic of Korea

14 June 2020

## IMPORTED CASES

