



KCDC

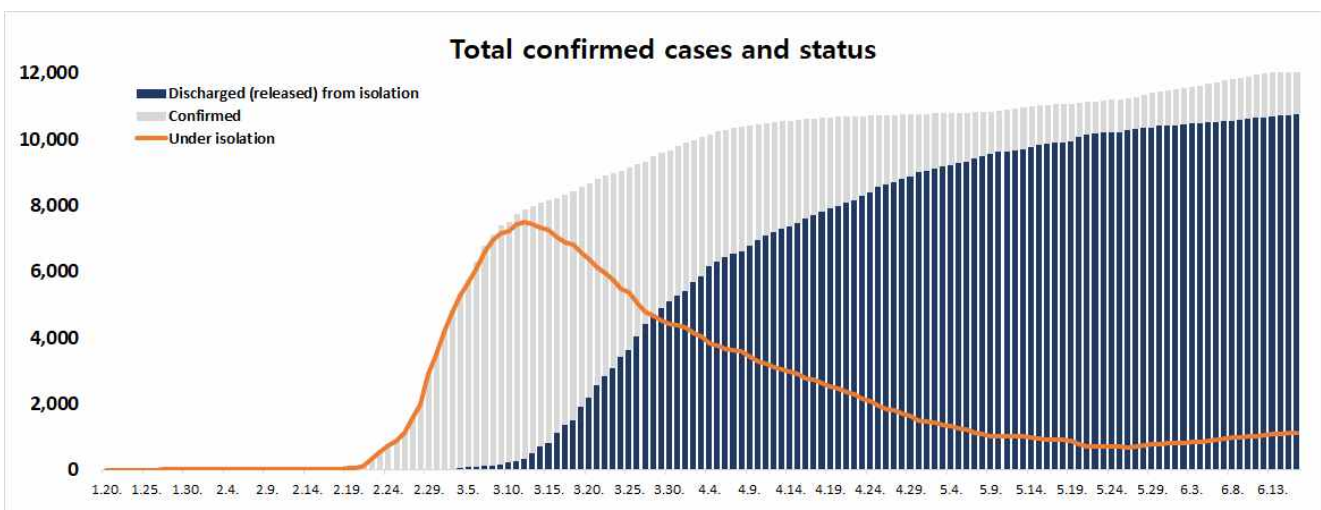
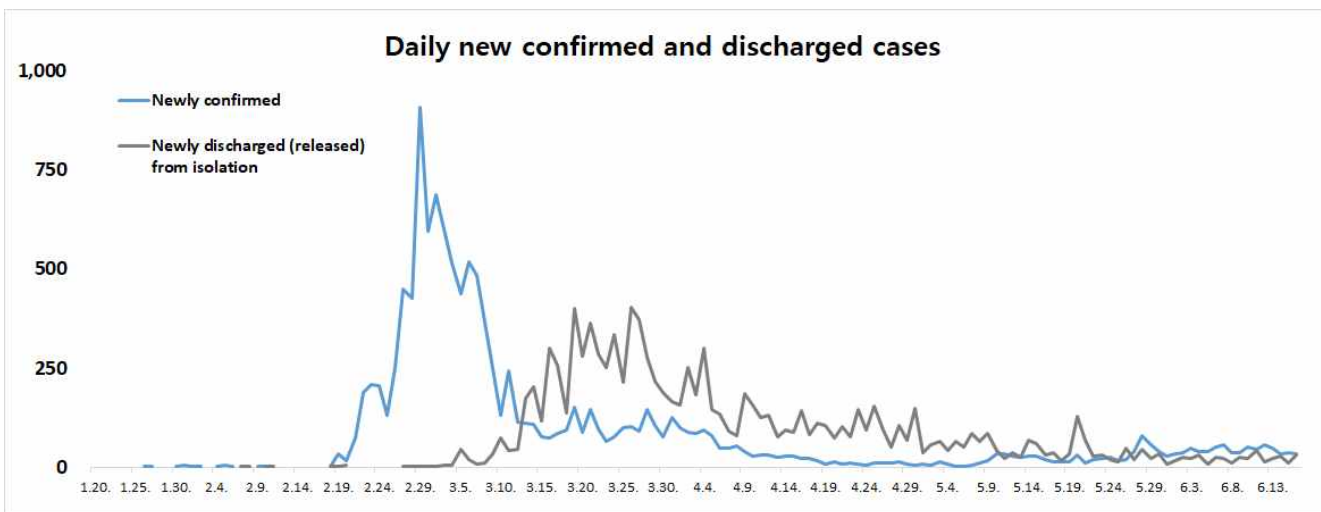
Korea Centers for Disease Control & Prevention

# Updates on COVID-19 in Republic of Korea

16 June 2020

- As of 0:00, 16 June 2020, the total number of confirmed cases is 12,155 (including 1,359 imported cases), of which 10,760 cases have been discharged from isolation. Newly confirmed cases are 34 in total.

Period (since 3 Jan)	Total	Tested positive (PCR)				Testing in progress	Tested negative (PCR)
		Confirmed	Discharged from isolation	Under isolation	Deceased		
As of 0:00 15 June (Mon)	1,105,719	12,121	10,730	1,114	277	20,793	1,072,805
<b>As of 0:00 16 June (Tues)</b>	1,119,767	12,155	10,760	1,117	278	22,632	1,084,980
<b>Difference</b>	(+)14,048	(+)34	(+)30	(+)3	(+)1	(+)1,839	(+)12,175





KCDC

Korea Centers for Disease Control & Prevention

# Updates on COVID-19 in Republic of Korea

16 June 2020

○ Regional distribution of total confirmed cases:

	Total	City							
		Seoul	Busan	Daegu	Incheon	Gwangju	Daejeon	Ulsan	Sejong
Isolated	1,117	425	3	34	167	0	5	5	0
Discharged	10,760	703	142	6,671	152	32	43	47	47
Deceased	278	4	3	189	1	0	1	1	0
<b>Subtotal</b>	<b>12,155</b>	<b>1,132</b>	<b>148</b>	<b>6,894</b>	<b>320</b>	<b>32</b>	<b>49</b>	<b>53</b>	<b>47</b>
New (Difference)	21	11	0	0	2	0	3	0	0

	Total	Province								
		Gyeonggi	Gangwon	Chungbuk	Chungnam	Jeonbuk	Jeonnam	Gyeongbuk	Gyeongnam	Jeju
Isolated	312	5	6	8	1	2	16	8	0	120
Discharged	716	52	55	144	20	18	1,313	124	15	466
Deceased	22	3	0	0	0	0	54	0	0	0
<b>Subtotal</b>	<b>1,050</b>	<b>60</b>	<b>61</b>	<b>152</b>	<b>21</b>	<b>20</b>	<b>1,383</b>	<b>132</b>	<b>15</b>	<b>586</b>
New (Difference)	4	0	0	0	0	0	0	1	0	0

○ Case distribution by region:

Region	# of cases	(%)	Incidence rate (per 0.1M)	Region	# of cases	(%)	Incidence rate (per 0.1M)
Seoul	1,132	(9.31)	11.63	Gyeonggi	1,050	(8.64)	7.92
Busan	148	(1.22)	4.34	Gangwon	60	(0.49)	3.89
Daegu	6,894	(56.72)	282.95	Chungbuk	61	(0.50)	3.81
Incheon	320	(2.63)	10.83	Chungnam	152	(1.25)	7.16
Gwangju	32	(0.26)	2.20	Jeonbuk	21	(0.17)	1.16
Daejeon	49	(0.40)	3.32	Jeonnam	20	(0.16)	1.07
Ulsan	53	(0.44)	4.62	Gyeongbuk	1,383	(11.38)	51.94
Sejong	47	(0.39)	13.73	Gyeongnam	132	(1.09)	3.93
Border Screening	586	(4.82)	-	Jeju	15	(0.12)	2.24
<b>Total</b>				<b>12,155 (100) 23.44</b>			



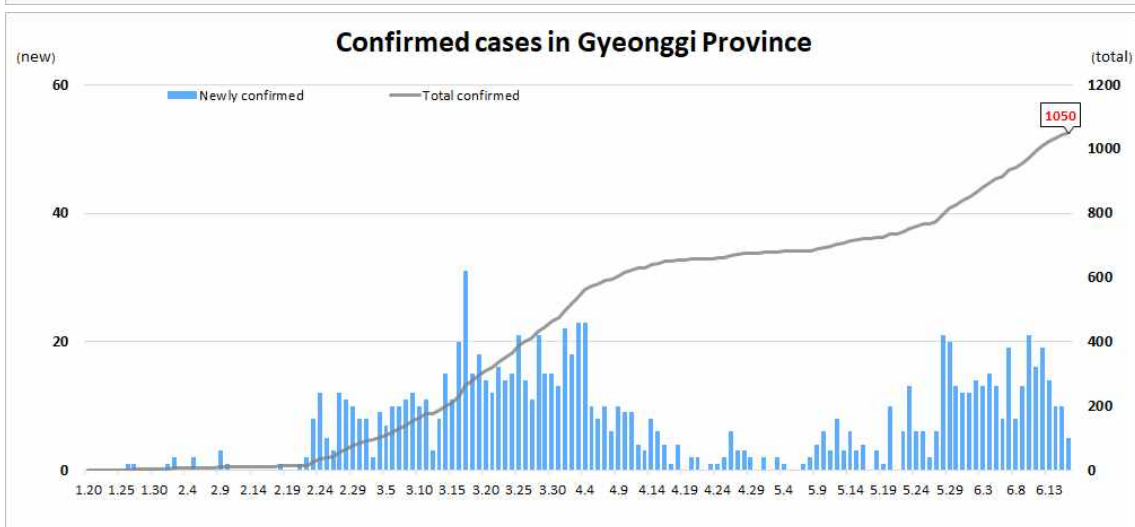
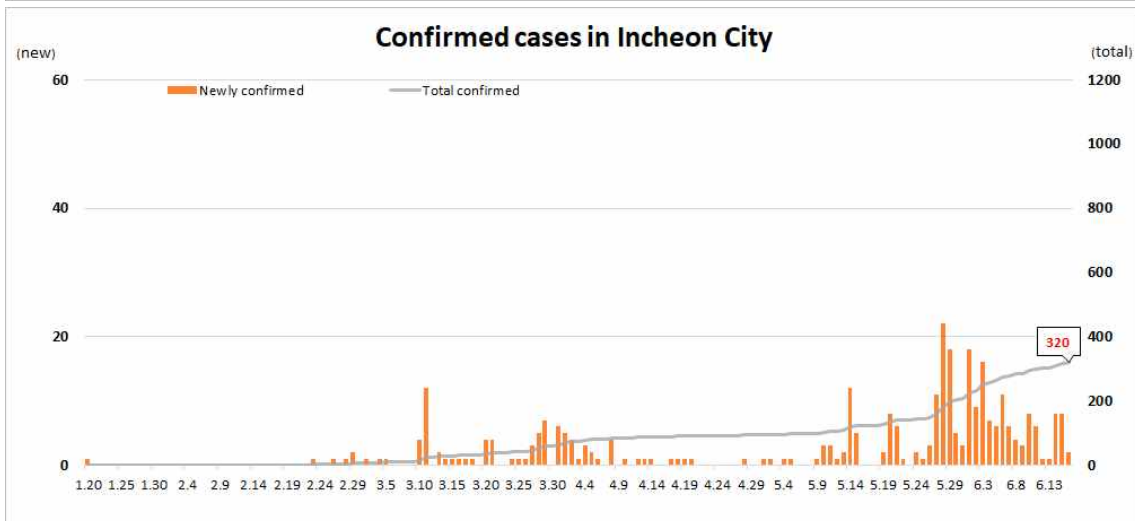
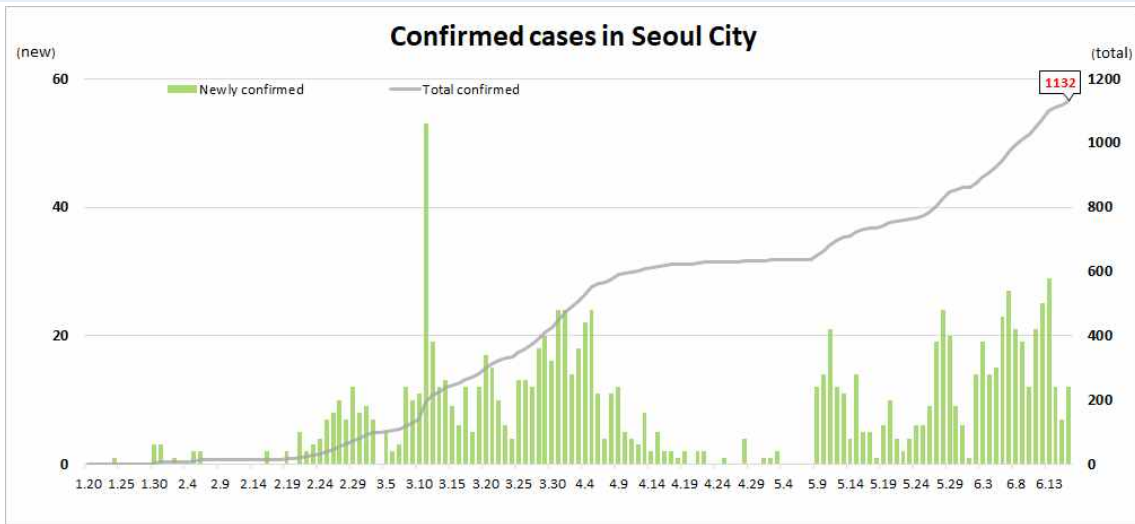
KCDC

Korea Centers for Disease Control & Prevention

# Updates on COVID-19 in Republic of Korea

16 June 2020

## DAILY NEW AND TOTAL CASES IN SEOUL/INCHEON/GYEONGGI REGIONS





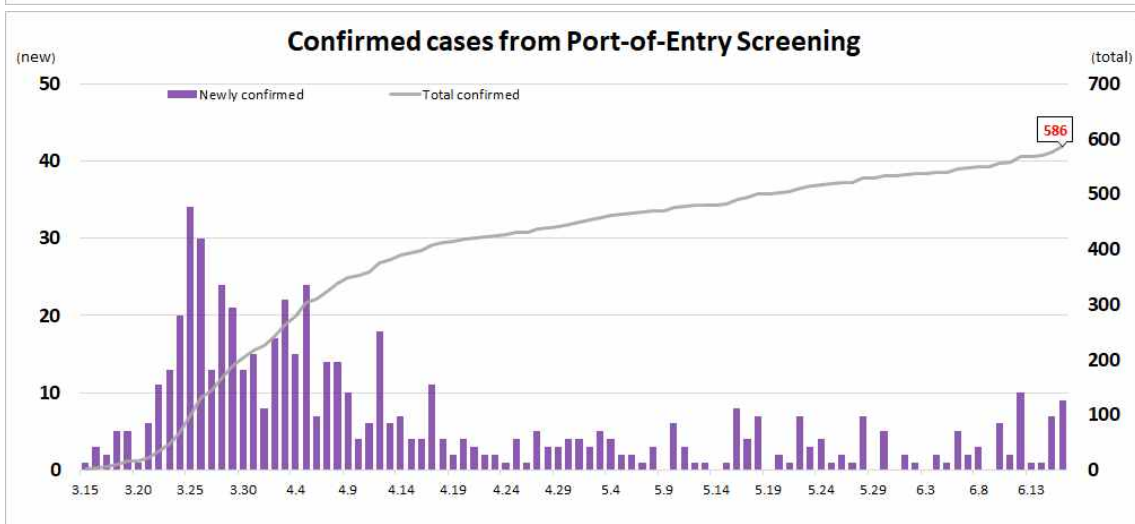
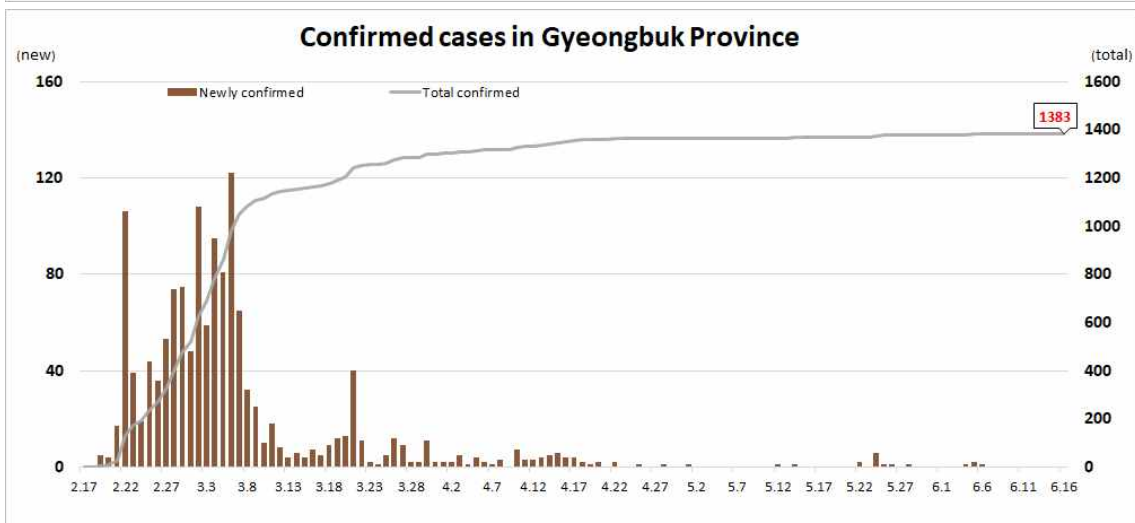
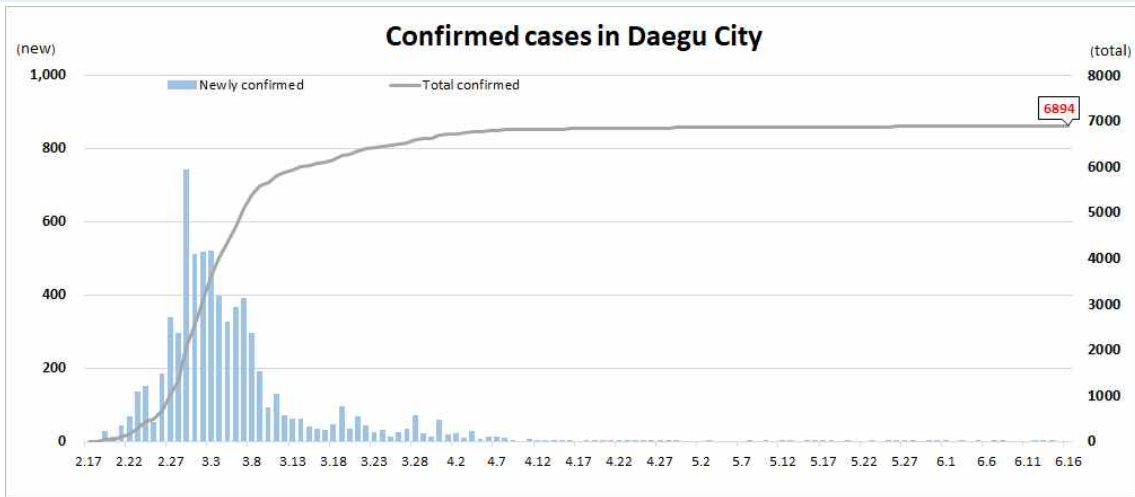
KCDC

Korea Centers for Disease Control & Prevention

# Updates on COVID-19 in Republic of Korea

16 June 2020

## DAILY NEW AND TOTAL CASES IN DAEGU / GYEONGBUK / BORDER SCREENING





KCDC

Korea Centers for Disease Control & Prevention

# Updates on COVID-19 in Republic of Korea

16 June 2020

## ○ Distribution by gender and age group:

		Confirmed Cases (%)	Deaths (%)	Fatality rate (%)
Total		12,155 (100)	278 (100)	2.29
Sex	Male	5,138 (42.27)	148 (53.24)	2.88
	Female	7,017 (57.73)	130 (46.76)	1.85
Age	80 and above	532 (4.38)	137 (49.28)	25.75
	70-79	805 (6.62)	81 (29.14)	10.06
	60-69	1,558 (12.82)	40 (14.39)	2.57
	50-59	2,182 (17.95)	15 (5.40)	0.69
	40-49	1,599 (13.16)	3 (1.08)	0.19
	30-39	1,366 (11.24)	2 (0.72)	0.15
	20-29	3,259 (26.81)	0 (0.00)	-
	10-19	682 (5.61)	0 (0.00)	-
	0-9	172 (1.42)	0 (0.00)	-

## INCIDENCE RATE BY AGE GROUP (PER 100,000)



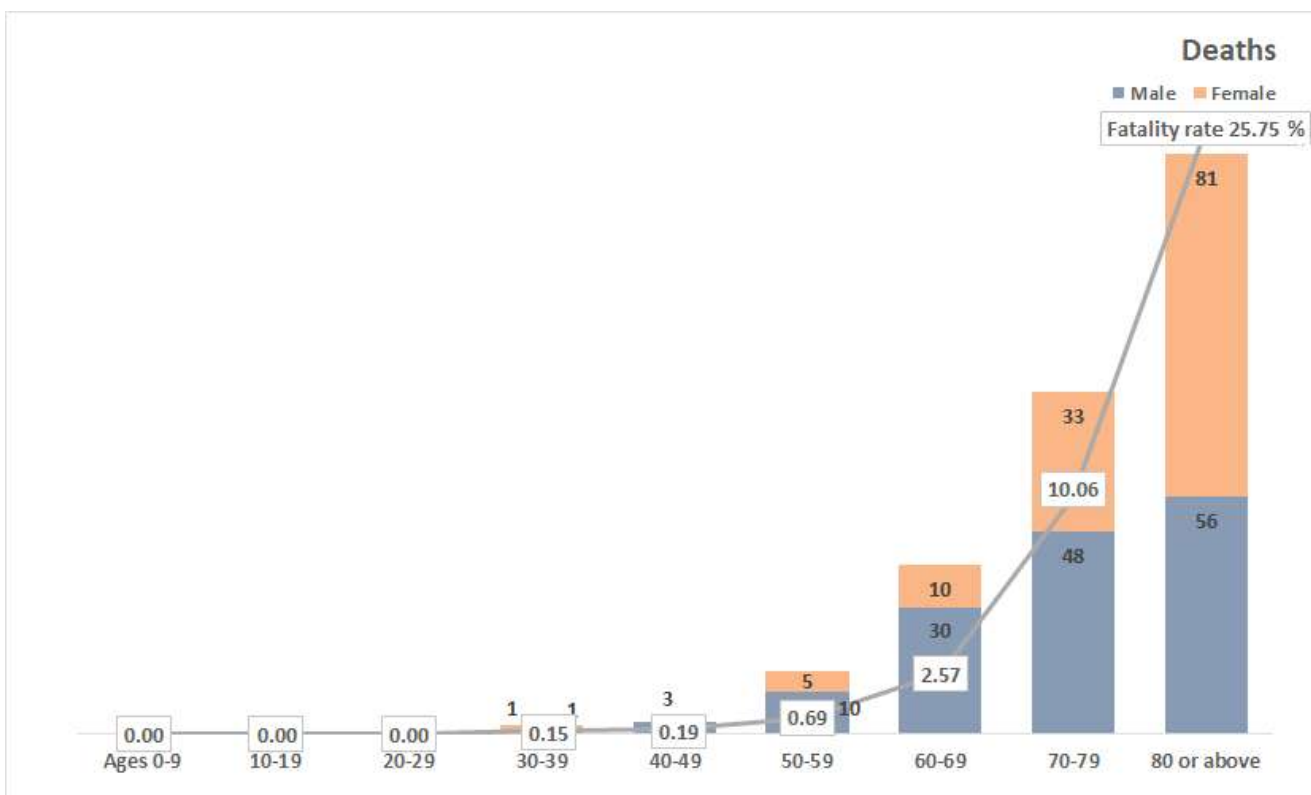
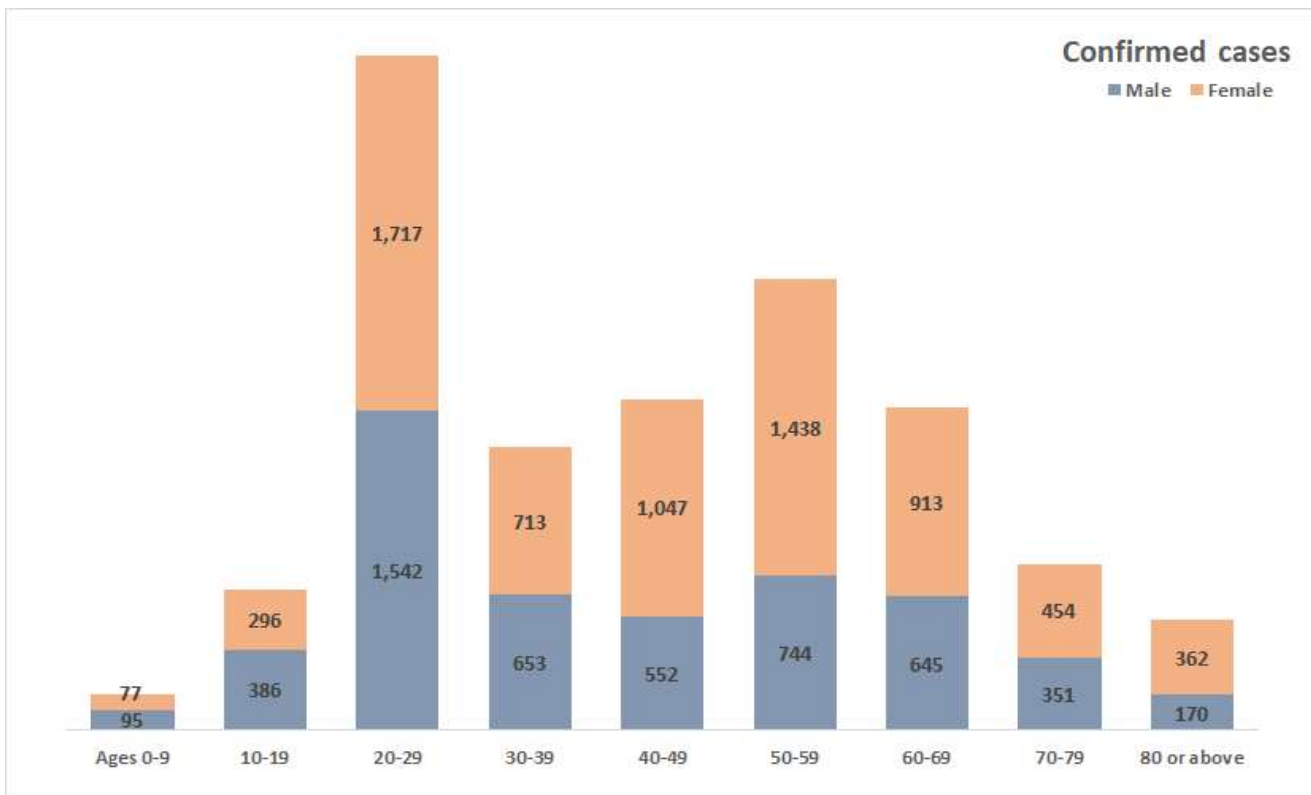


KCDC

Korea Centers for Disease Control & Prevention

# Updates on COVID-19 in Republic of Korea

16 June 2020





KCDC

Korea Centers for Disease Control & Prevention

# Updates on COVID-19 in Republic of Korea

16 June 2020

## IMPORTED CASES

