



KCDC

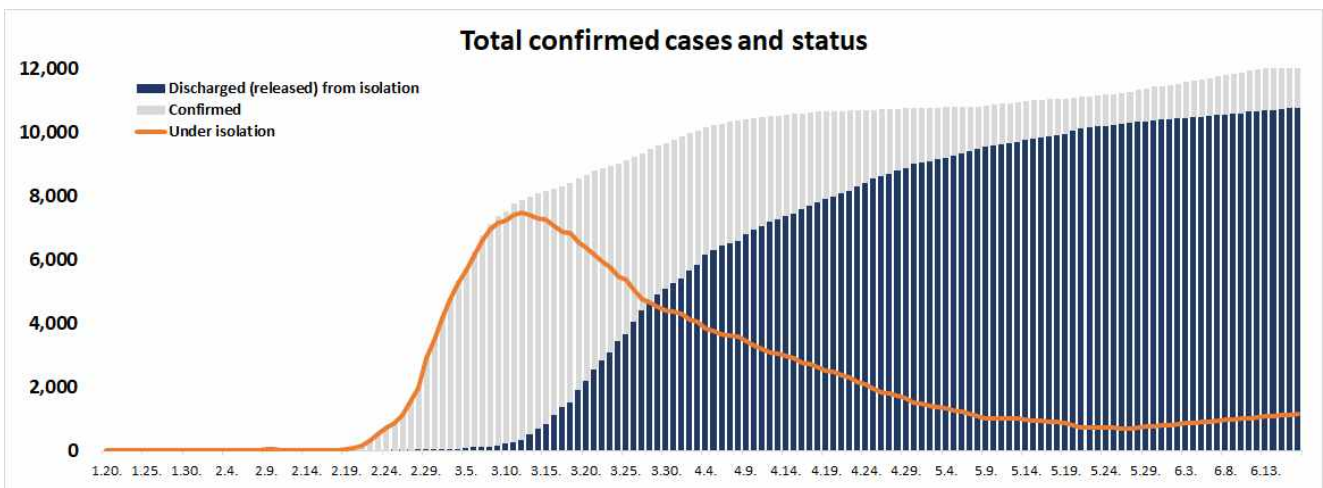
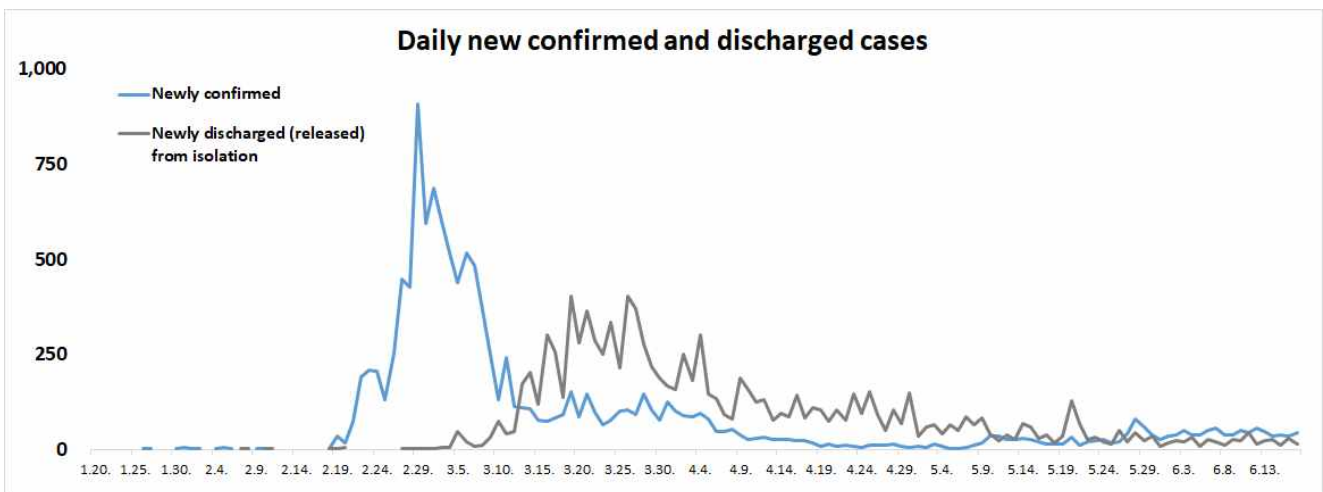
Korea Centers for Disease Control & Prevention

Updates on COVID-19 in Republic of Korea

17 June 2020

○ As of 0:00, 17 June 2020, the total number of confirmed cases is 12,198 (including 1,371 imported cases), of which 10,774 cases have been discharged from isolation. Newly confirmed cases are 43 in total.

Period (since 3 Jan)	Total	Tested positive (PCR)				Testing in progress	Tested negative (PCR)
		Confirmed	Discharged from isolation	Under isolation	Deceased		
As of 0:00 16 June (Tues)	1,119,767	12,155	10,760	1,117	278	22,632	1,084,980
As of 0:00 17 June (Wed)	1,132,823	12,198	10,774	1,145	279	21,489	1,099,136
Difference	(+)13,056	(+)43	(+)14	(+)28	(+)1	(-),1,143	(+)14,156





KCDC

Korea Centers for Disease Control & Prevention

Updates on COVID-19 in Republic of Korea

17 June 2020

○ Regional distribution of total confirmed cases:

	Total	City							
		Seoul	Busan	Daegu	Incheon	Gwangju	Daejeon	Ulsan	Sejong
Isolated	1,145	430	3	34	169	0	10	5	0
Discharged	10,774	710	142	6,672	152	32	43	47	47
Deceased	279	5	3	189	1	0	1	1	0
Subtotal	12,198	1,145	148	6,895	322	32	54	53	47
New (Difference)	43	13	0	1	2	0	5	0	0

	Total	Province									Other
		Gyeonggi	Gangwon	Chungbuk	Chungnam	Jeonbuk	Jeonnam	Gyeongbuk	Gyeongnam	Jeju	
Isolated	321	5	6	9	1	2	16	8	1	125	
Discharged	720	52	55	144	20	18	1,313	124	15	468	
Deceased	22	3	0	0	0	0	54	0	0	0	
Subtotal	1,063	60	61	153	21	20	1,383	132	16	593	
New (Difference)	13	0	0	1	0	0	0	0	1	7	

○ Case distribution by region:

Region	# of cases	(%)	Incidence rate (per 0.1M)	Region	# of cases	(%)	Incidence rate (per 0.1M)
Seoul	1,145	(9.39)	11.76	Gyeonggi	1,063	(8.71)	8.02
Busan	148	(1.21)	4.34	Gangwon	60	(0.49)	3.89
Daegu	6,895	(56.53)	282.99	Chungbuk	61	(0.50)	3.81
Incheon	322	(2.64)	10.89	Chungnam	153	(1.25)	7.21
Gwangju	32	(0.26)	2.20	Jeonbuk	21	(0.17)	1.16
Daejeon	54	(0.44)	3.66	Jeonnam	20	(0.16)	1.07
Ulsan	53	(0.43)	4.62	Gyeongbuk	1,383	(11.34)	51.94
Sejong	47	(0.39)	13.73	Gyeongnam	132	(1.08)	3.93
Border Screening	593	(4.86)	-	Jeju	16	(0.13)	2.39
Total				12,198 (100) 23.53			



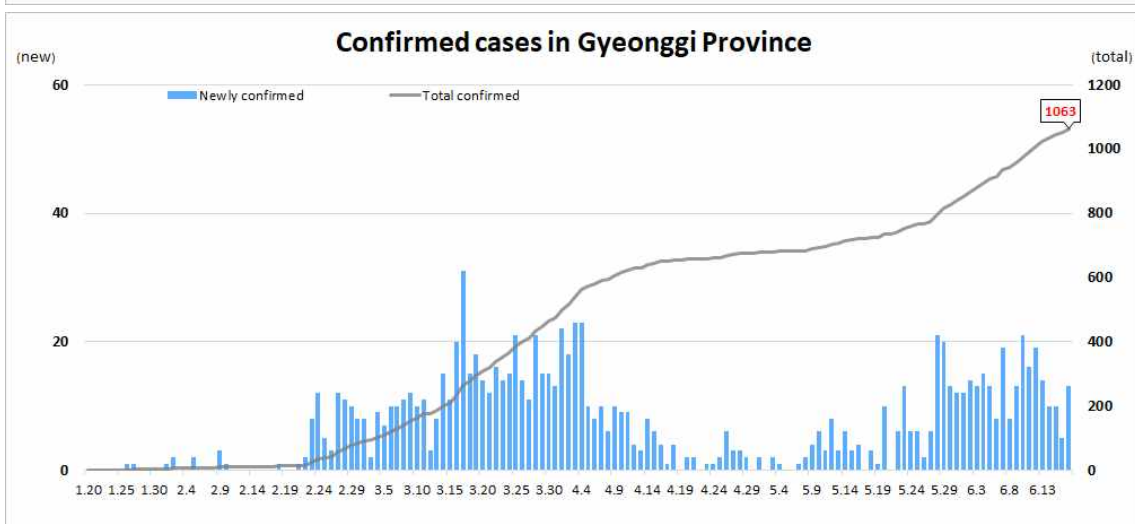
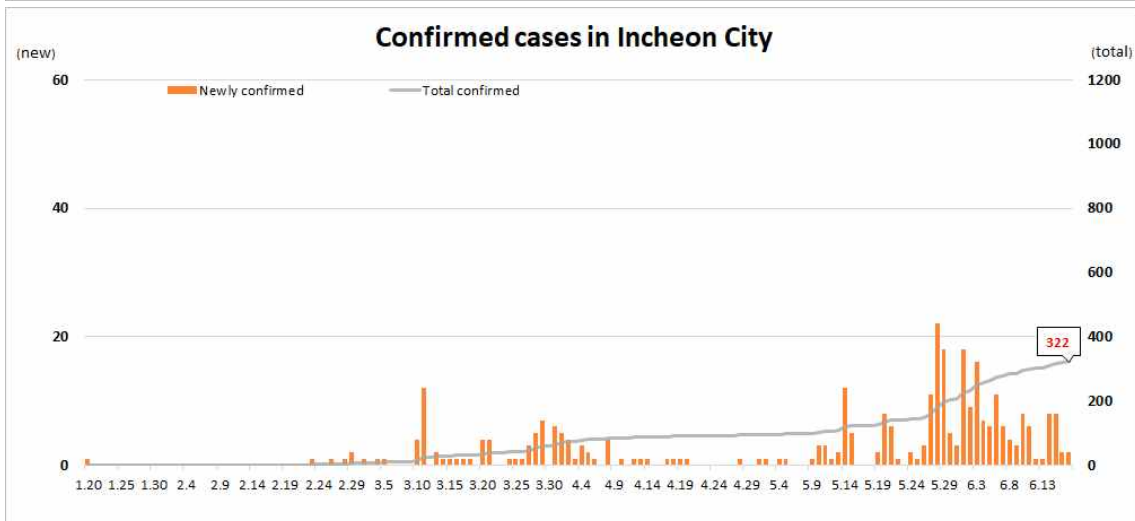
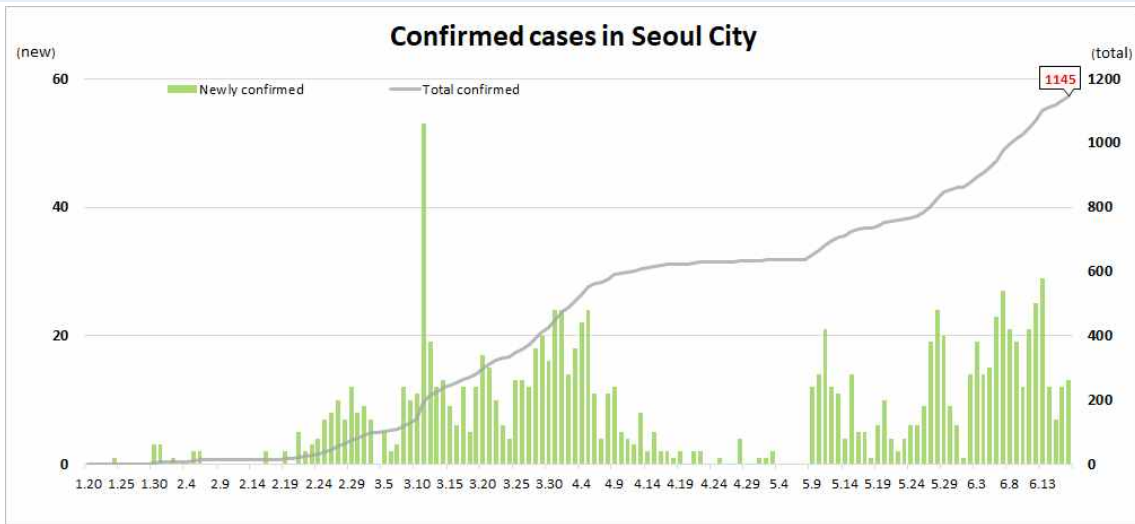
KCDC

Korea Centers for Disease Control & Prevention

Updates on COVID-19 in Republic of Korea

17 June 2020

DAILY NEW AND TOTAL CASES IN SEOUL/INCHEON/GYEONGGI REGIONS





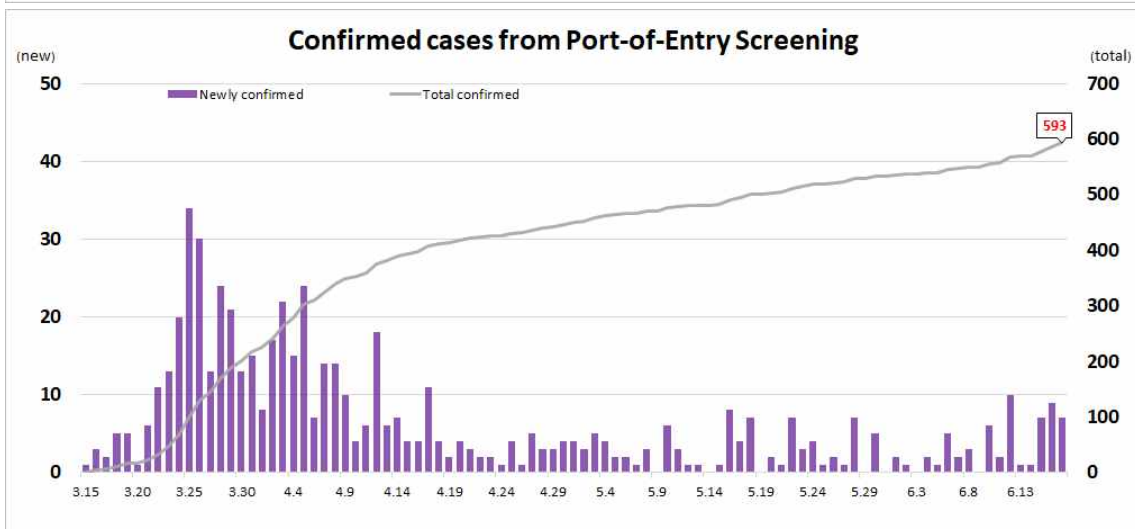
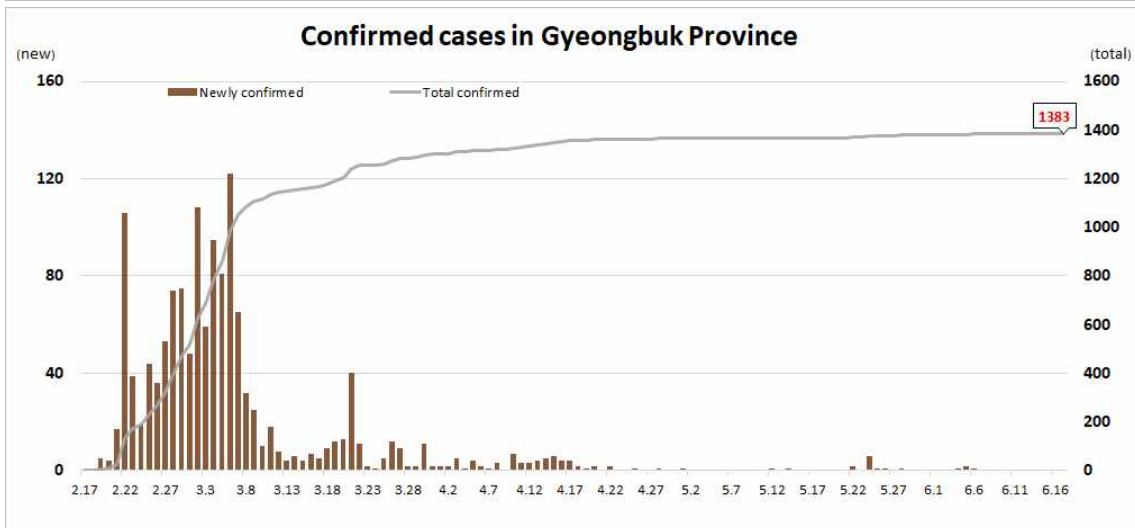
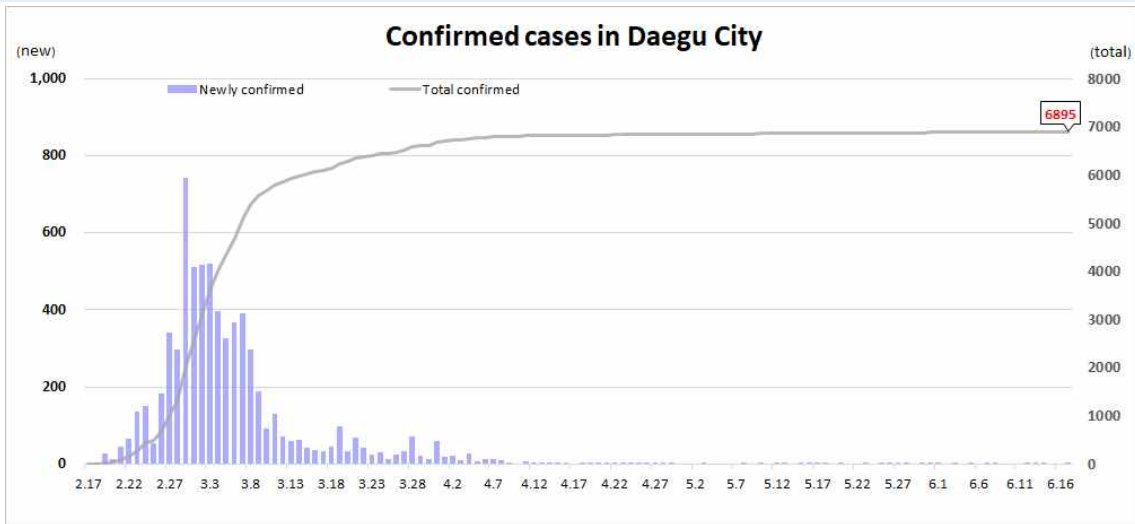
KCDC

Korea Centers for Disease Control & Prevention

Updates on COVID-19 in Republic of Korea

17 June 2020

DAILY NEW AND TOTAL CASES IN DAEGU / GYEONGBUK / BORDER SCREENING





KCDC

Korea Centers for Disease Control & Prevention

Updates on COVID-19 in Republic of Korea

17 June 2020

○ Distribution by gender and age group:

		Confirmed Cases (%)	Deaths (%)	Fatality rate (%)
Total		12,198 (100)	279 (100)	2.29
Sex	Male	5,156 (42.27)	149 (53.41)	2.89
	Female	7,042 (57.73)	130 (46.59)	1.85
Age	80 and above	533 (4.37)	138 (49.46)	25.89
	70-79	810 (6.64)	81 (29.03)	10.00
	60-69	1,561 (12.80)	40 (14.34)	2.56
	50-59	2,189 (17.95)	15 (5.38)	0.69
	40-49	1,601 (13.13)	3 (1.08)	0.19
	30-39	1,380 (11.31)	2 (0.72)	0.14
	20-29	3,267 (26.78)	0 (0.00)	-
	10-19	683 (5.60)	0 (0.00)	-
	0-9	174 (1.43)	0 (0.00)	-

INCIDENCE RATE BY AGE GROUP (PER 100,000)



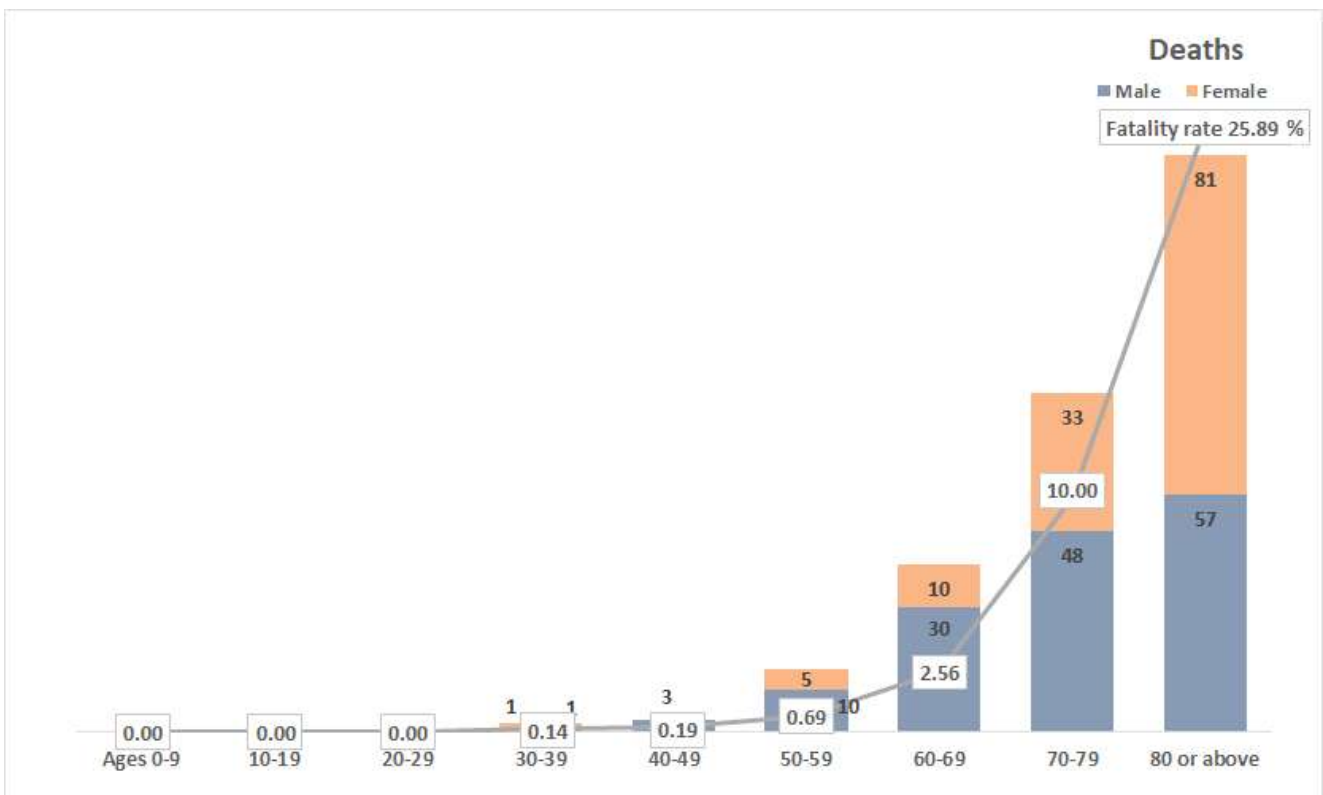
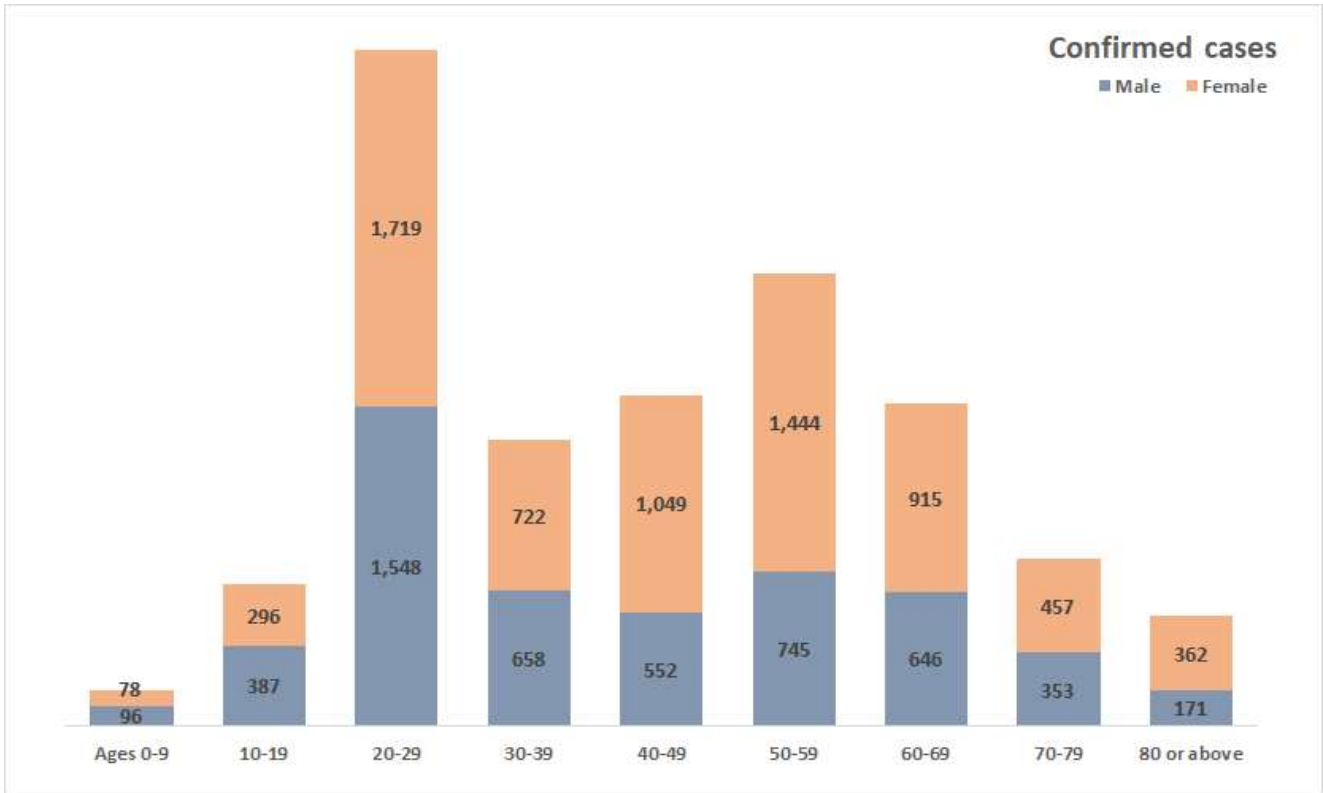


KCDC

Korea Centers for Disease Control & Prevention

Updates on COVID-19 in Republic of Korea

17 June 2020





KCDC

Korea Centers for Disease Control & Prevention

Updates on COVID-19 in Republic of Korea

17 June 2020

IMPORTED CASES

