



KCDC

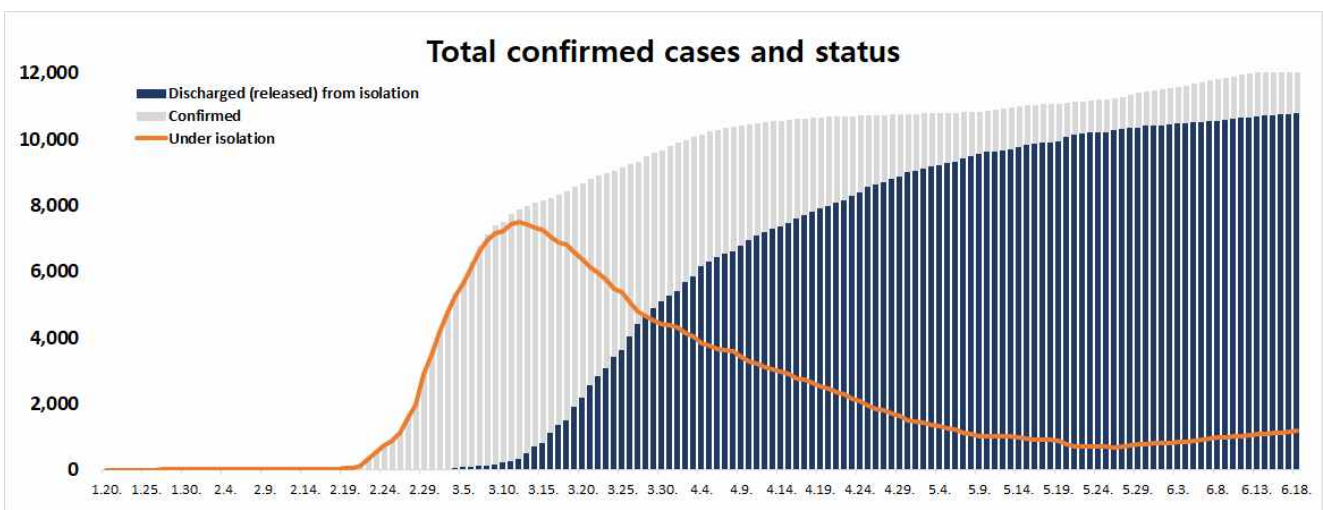
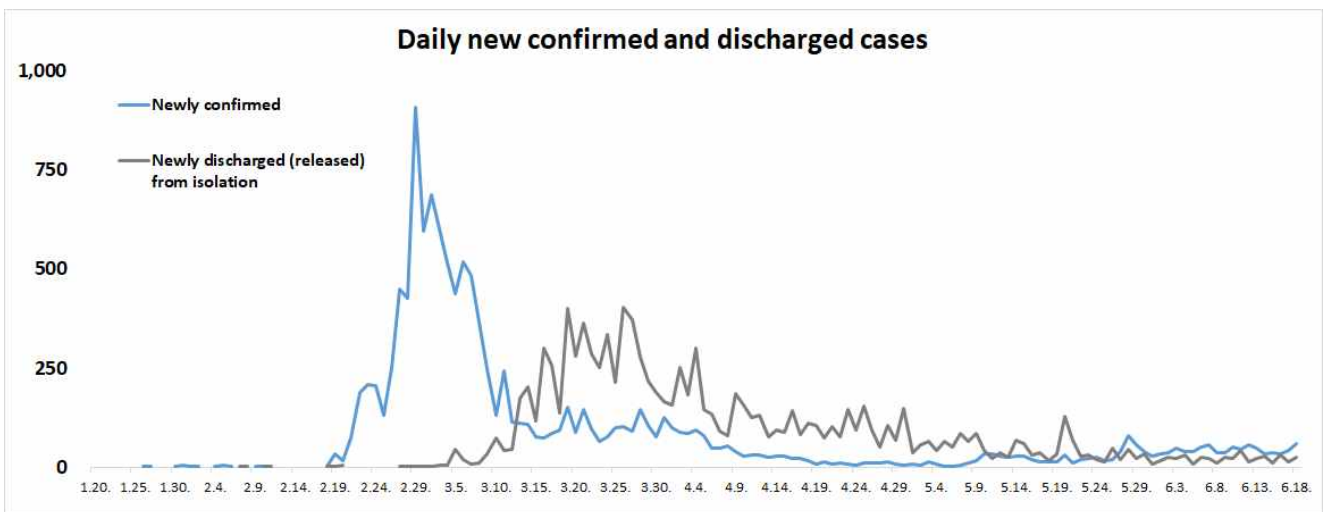
Korea Centers for Disease Control & Prevention

# Updates on COVID-19 in Republic of Korea

18 June 2020

- As of 0:00, 18 June 2020, the total number of confirmed cases is 12,257 (including 1,379 imported cases), of which 10,800 cases have been discharged from isolation. Newly confirmed cases are 59 in total.

Period (since 3 Jan)	Total	Tested positive (PCR)				Testing in progress	Tested negative (PCR)
		Confirmed	Discharged from isolation	Under isolation	Deceased		
As of 0:00 17 June (Wed)	1,132,823	12,198	10,774	1,145	279	21,489	1,099,136
<b>As of 0:00 18 June (Thurs)</b>	<b>1,145,712</b>	<b>12,257</b>	<b>10,800</b>	<b>1,177</b>	<b>280</b>	<b>21,714</b>	<b>1,111,741</b>
<b>Difference</b>	<b>+12,889</b>	<b>+59</b>	<b>(+)26</b>	<b>(+)32</b>	<b>(+)1</b>	<b>+225</b>	<b>+12,605</b>





KCDC

Korea Centers for Disease Control & Prevention

# Updates on COVID-19 in Republic of Korea

18 June 2020

○ Regional distribution of total confirmed cases:

	Total	City							
		Seoul	Busan	Daegu	Incheon	Gwangju	Daejeon	Ulsan	Sejong
Isolated	1,177	446	3	33	164	0	16	4	1
Discharged	10,800	718	142	6,674	158	32	44	48	47
Deceased	280	6	3	189	1	0	1	1	0
<b>Subtotal</b>	<b>12,257</b>	<b>1,170</b>	<b>148</b>	<b>6,896</b>	<b>323</b>	<b>32</b>	<b>61</b>	<b>53</b>	<b>48</b>
New (Difference)	59	25	0	1	1	0	7	0	1

	Gyeonggi	Province								Other
		Gangwon	Chungbuk	Chungnam	Jeonbuk	Jeonnam	Gyeongbuk	Gyeongnam	Jeju	
Isolated	333	5	6	12	2	2	13	8	1	128
Discharged	724	52	55	144	20	18	1,316	124	15	469
Deceased	22	3	0	0	0	0	54	0	0	0
<b>Subtotal</b>	<b>1,079</b>	<b>60</b>	<b>61</b>	<b>156</b>	<b>22</b>	<b>20</b>	<b>1,383</b>	<b>132</b>	<b>16</b>	<b>597</b>
New (Difference)	16	0	0	3	0	0	0	0	1	4

○ Case distribution by region:

Region	# of cases	(%)	Incidence rate (per 0.1M)	Region	# of cases	(%)	Incidence rate (per 0.1M)
Seoul	1,170	(9.55)	12.02	Gyeonggi	1,079	(8.80)	8.14
Busan	148	(1.21)	4.34	Gangwon	60	(0.49)	3.89
Daegu	6,896	(56.26)	283.03	Chungbuk	61	(0.50)	3.81
Incheon	323	(2.64)	10.93	Chungnam	156	(1.27)	7.35
Gwangju	32	(0.26)	2.20	Jeonbuk	22	(0.18)	1.21
Daejeon	61	(0.50)	4.14	Jeonnam	20	(0.16)	1.07
Ulsan	53	(0.43)	4.62	Gyeongbuk	1,383	(11.28)	51.94
Sejong	48	(0.39)	14.02	Gyeongnam	132	(1.08)	3.93
Border Screening	597	(4.87)	-	Jeju	16	(0.13)	2.39
<b>Total</b>				<b>12,257 (100) 23.64</b>			



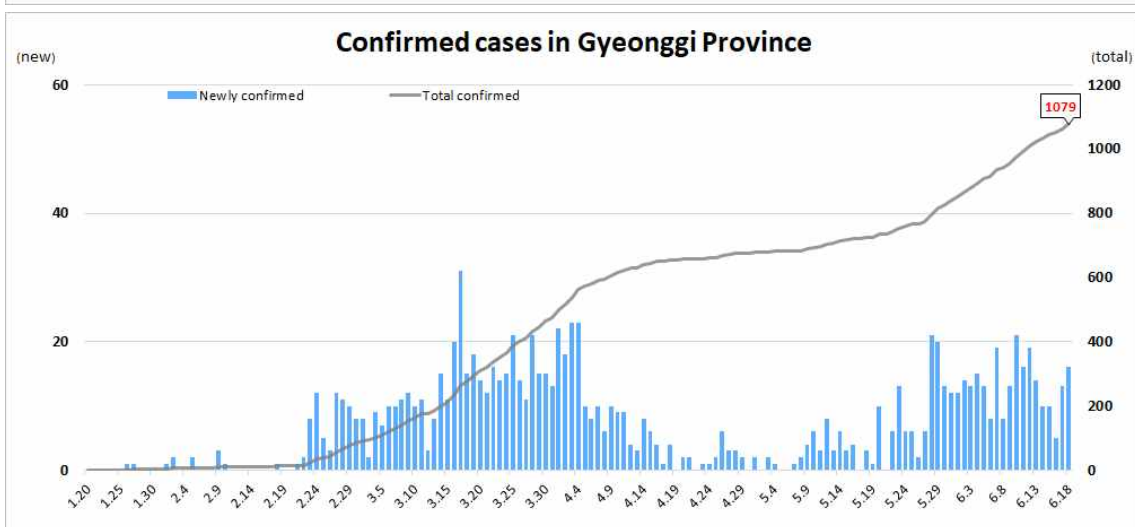
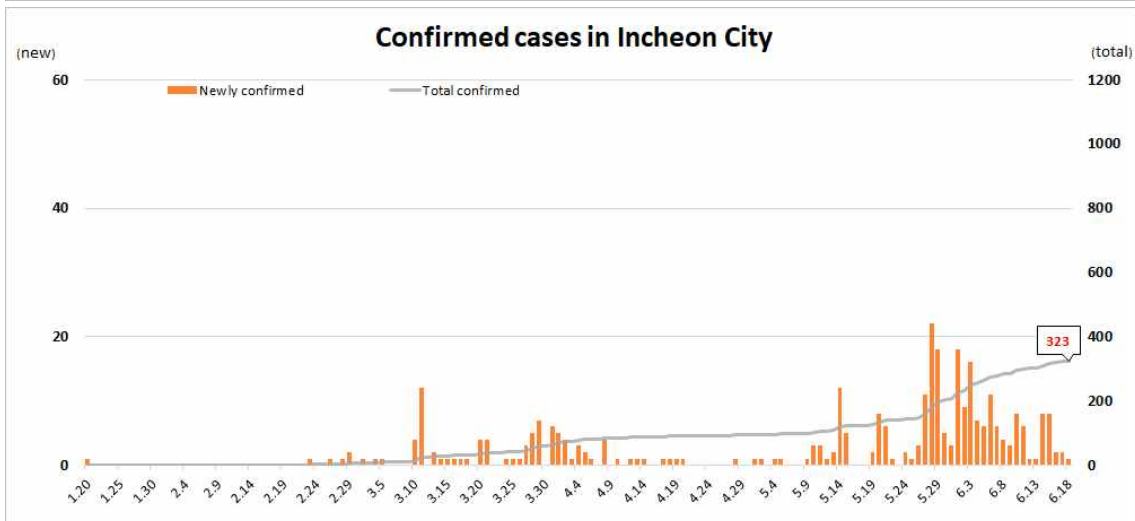
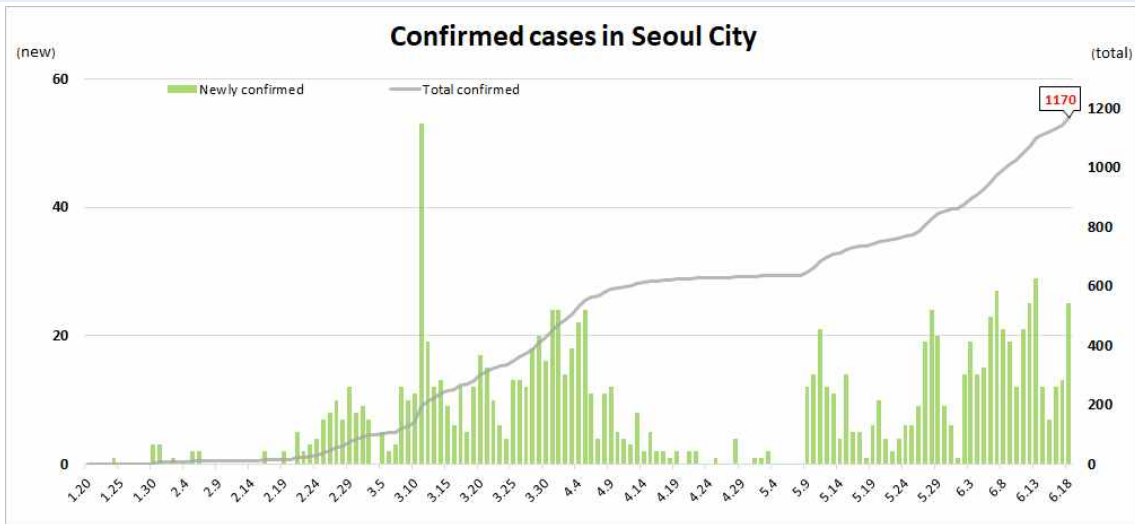
KCDC

Korea Centers for Disease Control & Prevention

# Updates on COVID-19 in Republic of Korea

18 June 2020

## DAILY NEW AND TOTAL CASES IN SEOUL/INCHEON/GYEONGGI REGIONS





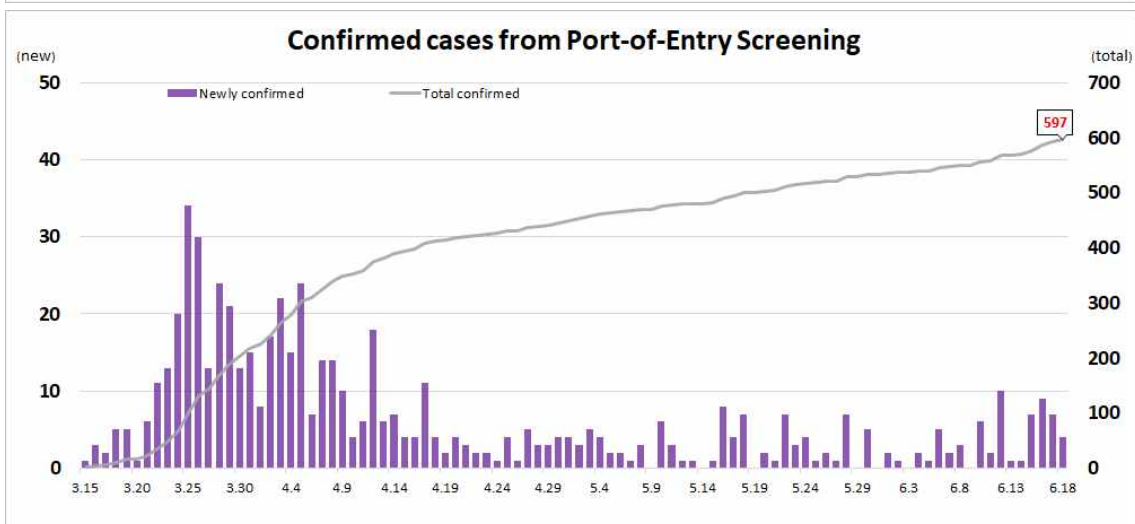
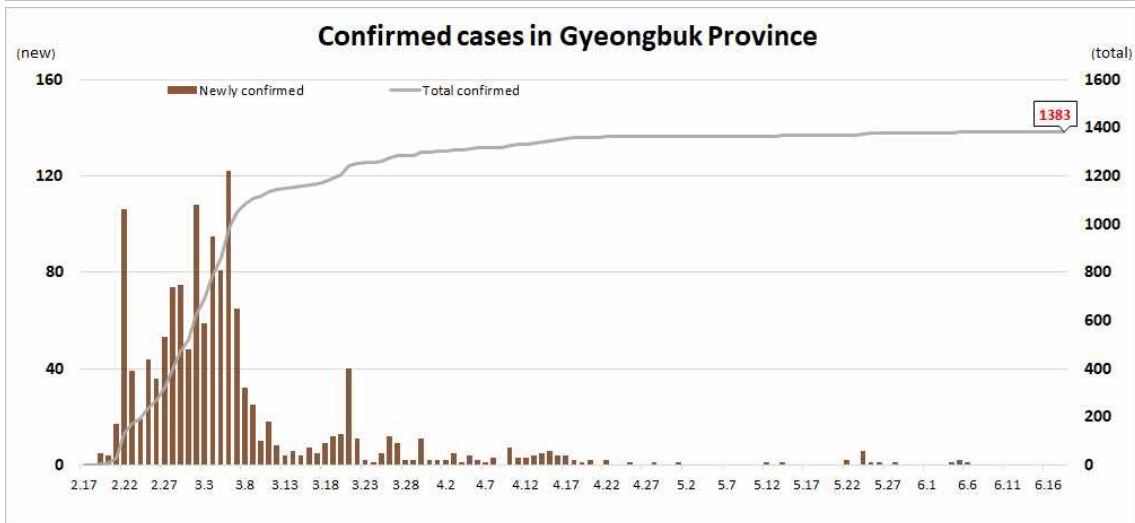
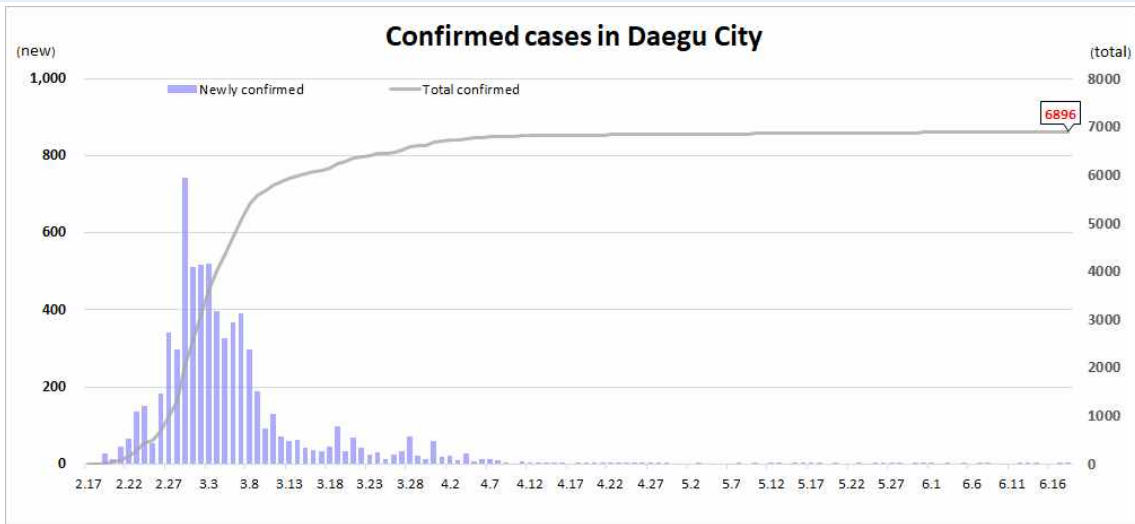
KCDC

Korea Centers for Disease Control & Prevention

# Updates on COVID-19 in Republic of Korea

18 June 2020

## DAILY NEW AND TOTAL CASES IN DAEGU / GYEONGBUK / BORDER SCREENING





KCDC

Korea Centers for Disease Control & Prevention

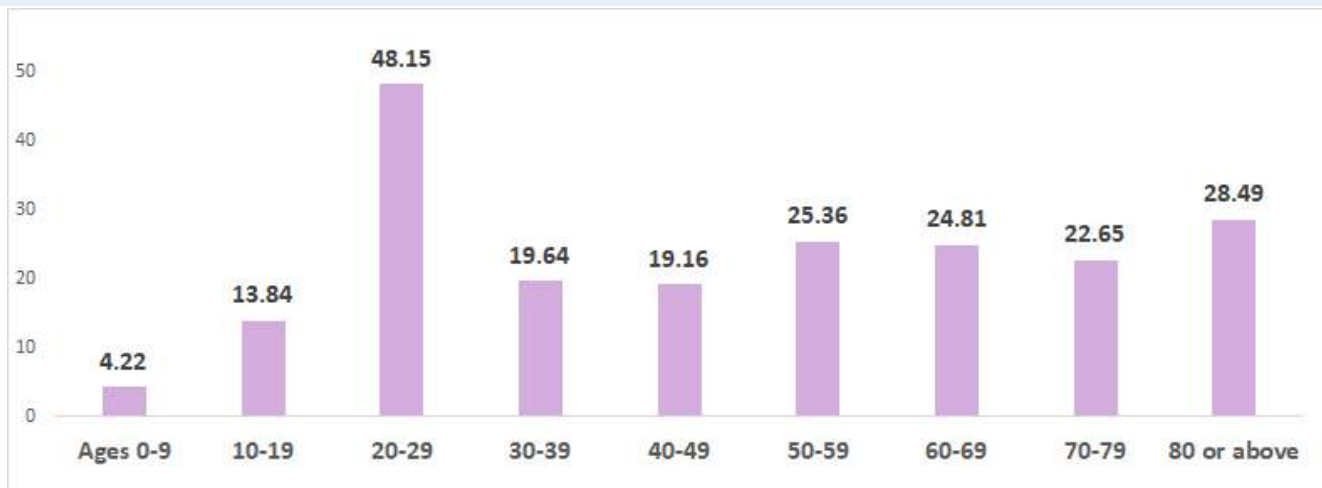
# Updates on COVID-19 in Republic of Korea

18 June 2020

○ Distribution by gender and age group:

		Confirmed Cases (%)	Deaths (%)	Fatality rate (%)
Total		12,257 (100)	280 (100)	2.28
Sex	Male	5,181 (42.27)	150 (53.57)	2.90
	Female	7,076 (57.73)	130 (46.43)	1.84
Age	80 and above	541 (4.41)	139 (49.64)	25.69
	70-79	817 (6.67)	81 (28.93)	9.91
	60-69	1,574 (12.84)	40 (14.29)	2.54
	50-59	2,198 (17.93)	15 (5.36)	0.68
	40-49	1,607 (13.11)	3 (1.07)	0.19
	30-39	1,384 (11.29)	2 (0.71)	0.14
	20-29	3,277 (26.74)	0 (0.00)	-
	10-19	684 (5.58)	0 (0.00)	-
	0-9	175 (1.43)	0 (0.00)	-

INCIDENCE RATE BY AGE GROUP (PER 100,000)



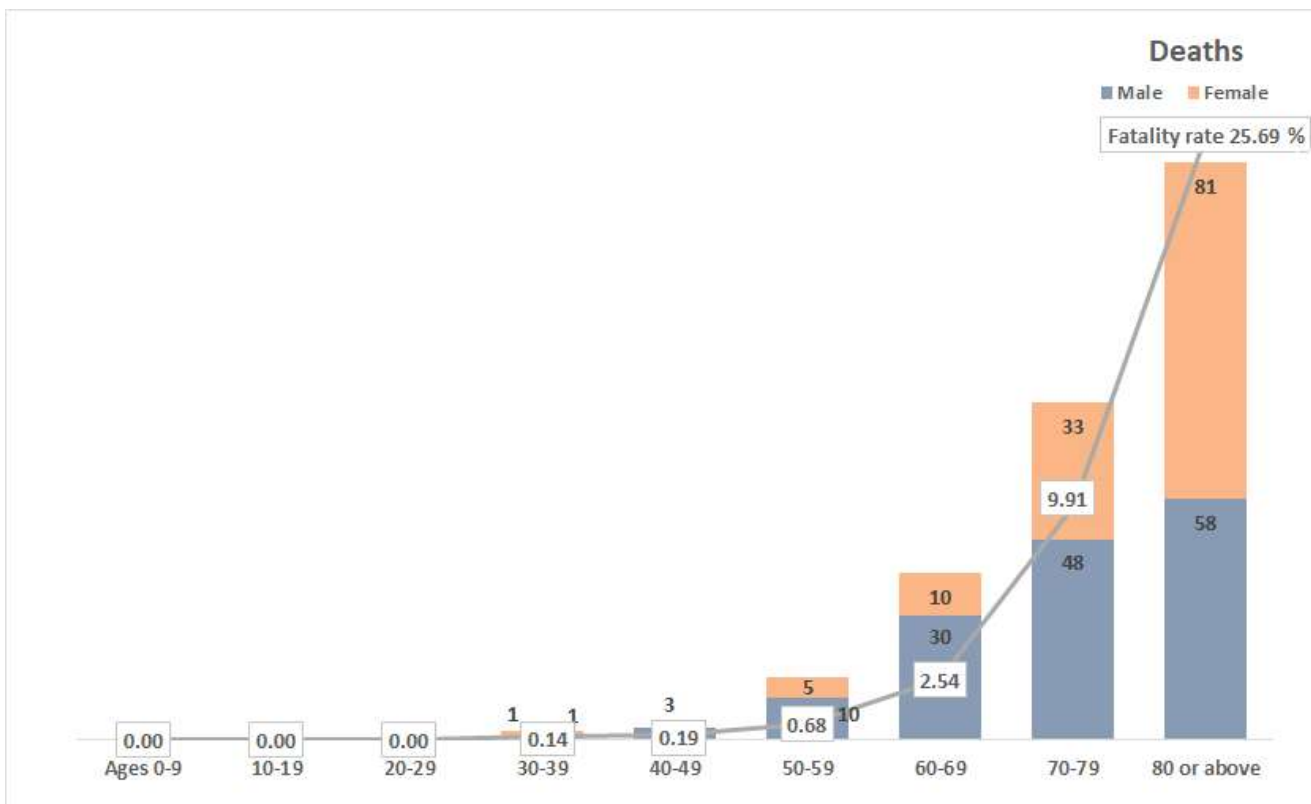
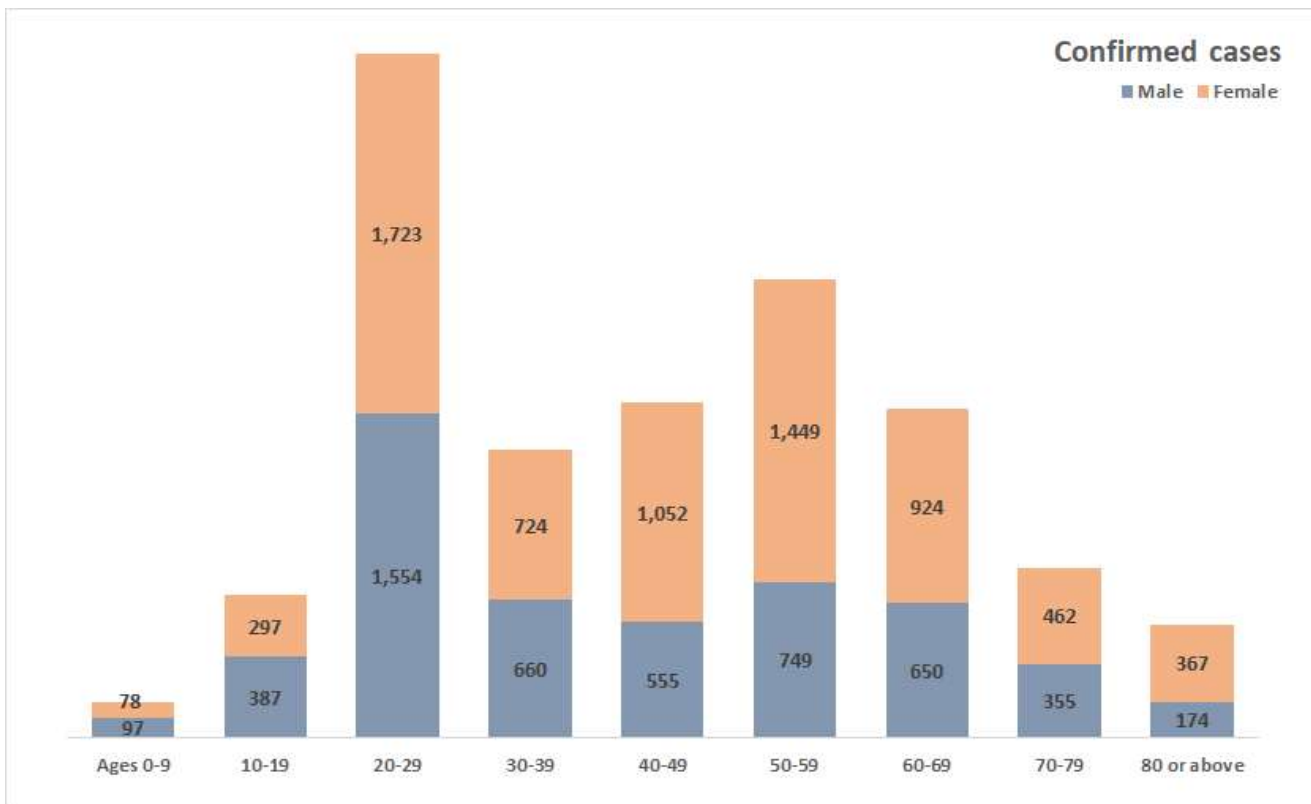


KCDC

Korea Centers for Disease Control & Prevention

# Updates on COVID-19 in Republic of Korea

18 June 2020





KCDC

Korea Centers for Disease Control & Prevention

# Updates on COVID-19 in Republic of Korea

18 June 2020

## IMPORTED CASES

