



KCDC

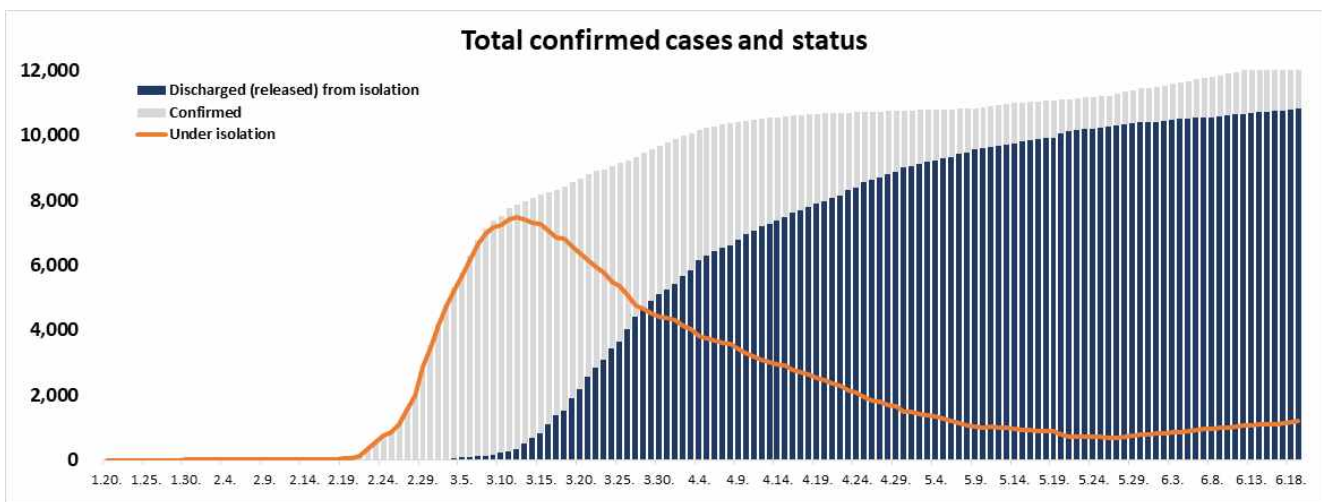
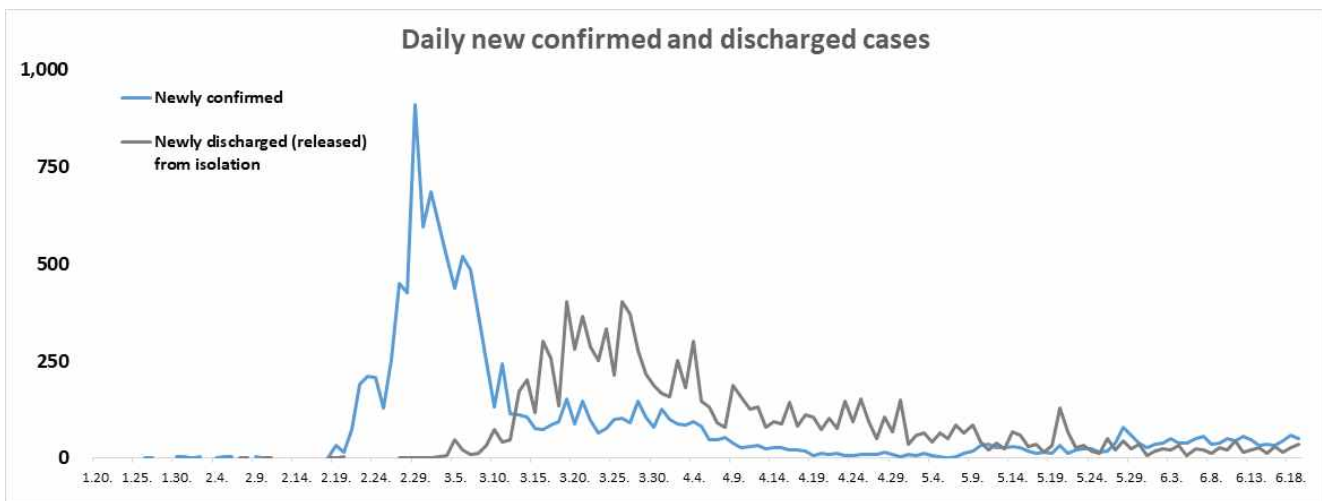
Korea Centers for Disease Control & Prevention

Updates on COVID-19 in Republic of Korea

19 June 2020

○ As of 0:00, 19 June 2020, the total number of confirmed cases is 12,306 (including 1,396 imported cases), of which 10,835 cases have been discharged from isolation. Newly confirmed cases are 49 in total.

Period (since 3 Jan)	Total	Tested positive (PCR)				Testing in progress	Tested negative (PCR)
		Confirmed	Discharged from isolation	Under isolation	Deceased		
As of 0:00 18 June (Thurs)	1,145,712	12,257	10,800	1,177	280	21,714	1,111,741
As of 0:00 19 June (Fri)	1,158,063	12,306	10,835	1,191	280	21,190	1,124,567
Difference	+12,351	+49	(+)35	(+)14	-	-524	+12,826





KCDC

Korea Centers for Disease Control & Prevention

Updates on COVID-19 in Republic of Korea

19 June 2020

○ Regional distribution of total confirmed cases:

	Total	City							
		Seoul	Busan	Daegu	Incheon	Gwangju	Daejeon	Ulsan	Sejong
Isolated	1,191	458	3	31	161	0	22	4	1
Discharged	10,835	724	142	6,676	161	32	44	48	47
Deceased	280	6	3	189	1	0	1	1	0
Subtotal	12,306	1,188	148	6,896	323	32	67	53	48
New (Difference)	49	18	0	0	0	0	6	0	0

	Province	Province								Other
		Gyeonggi	Gangwon	Chungbuk	Chungnam	Jeonbuk	Jeonnam	Gyeongbuk	Gyeongnam	Jeju
Isolated	331	5	6	12	2	2	12	8	4	129
Discharged	737	52	55	144	20	18	1,317	124	15	479
Deceased	22	3	0	0	0	0	54	0	0	0
Subtotal	1,090	60	61	156	22	20	1,383	132	19	608
New (Difference)	11	0	0	0	0	0	0	0	3	11

○ Case distribution by region:

Region	# of cases	(%)	Incidence rate (per 0.1M)	Region	# of cases	(%)	Incidence rate (per 0.1M)
Seoul	1,188	(9.65)	12.21	Gyeonggi	1,090	(8.86)	8.23
Busan	148	(1.20)	4.34	Gangwon	60	(0.49)	3.89
Daegu	6,896	(56.04)	283.03	Chungbuk	61	(0.50)	3.81
Incheon	323	(2.62)	10.93	Chungnam	156	(1.27)	7.35
Gwangju	32	(0.26)	2.20	Jeonbuk	22	(0.18)	1.21
Daejeon	67	(0.54)	4.54	Jeonnam	20	(0.16)	1.07
Ulsan	53	(0.43)	4.62	Gyeongbuk	1,383	(11.24)	51.94
Sejong	48	(0.39)	14.02	Gyeongnam	132	(1.07)	3.93
Border Screening	608	(4.94)	-	Jeju	19	(0.15)	2.83
Total				12,306 (100) 23.73			



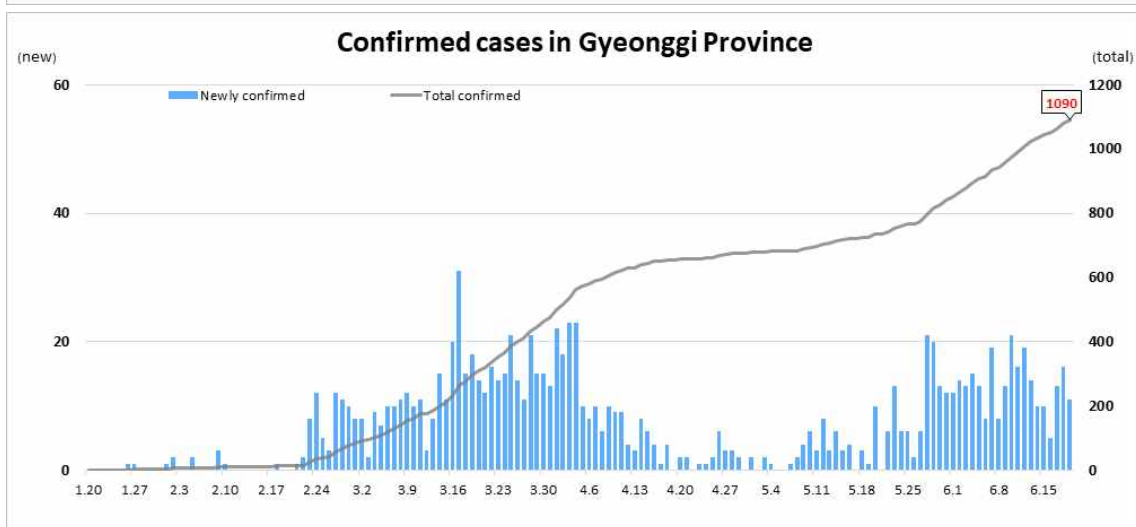
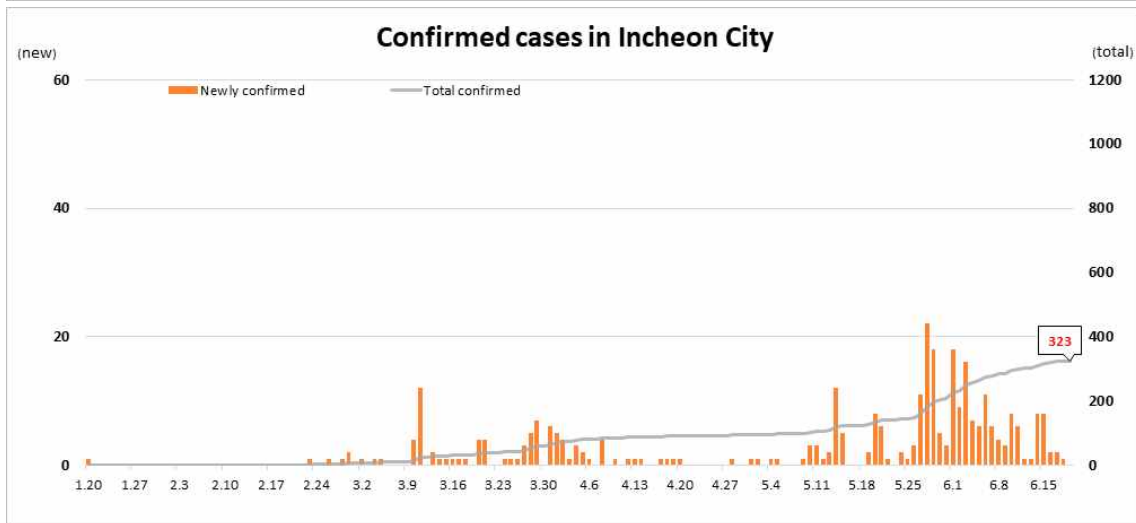
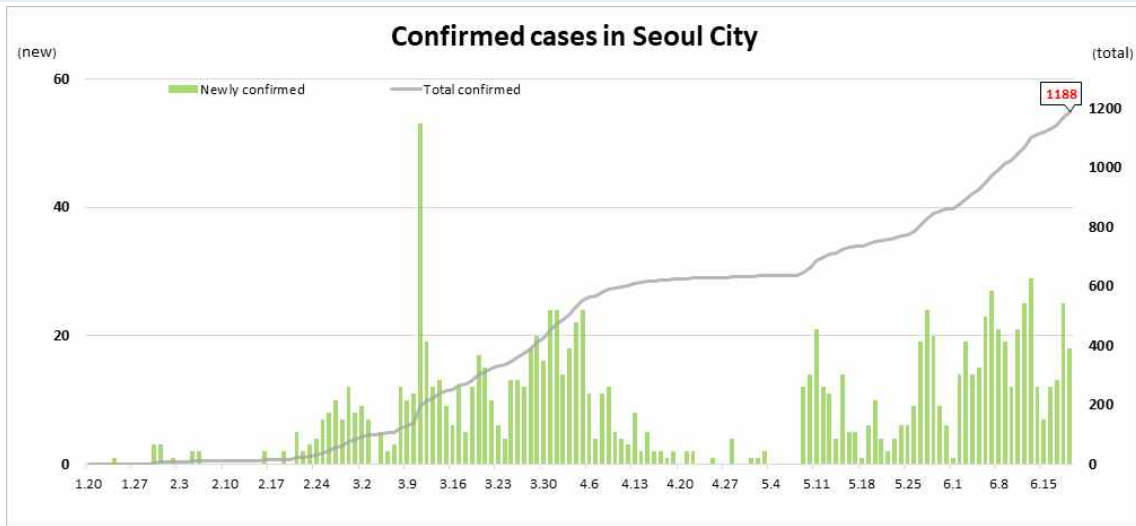
KCDC

Korea Centers for Disease Control & Prevention

Updates on COVID-19 in Republic of Korea

19 June 2020

DAILY NEW AND TOTAL CASES IN SEOUL/INCHEON/GYEONGGI REGIONS





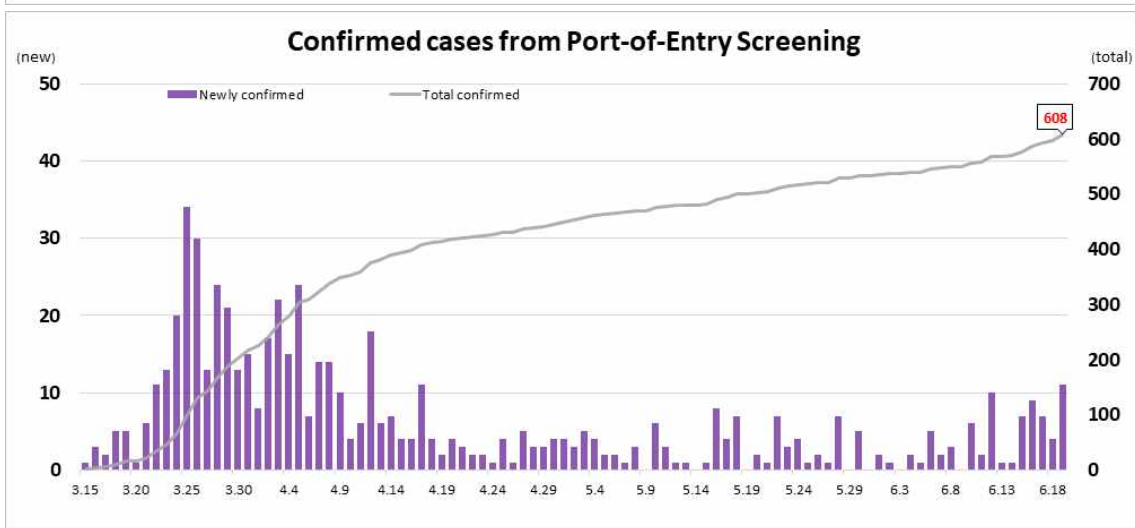
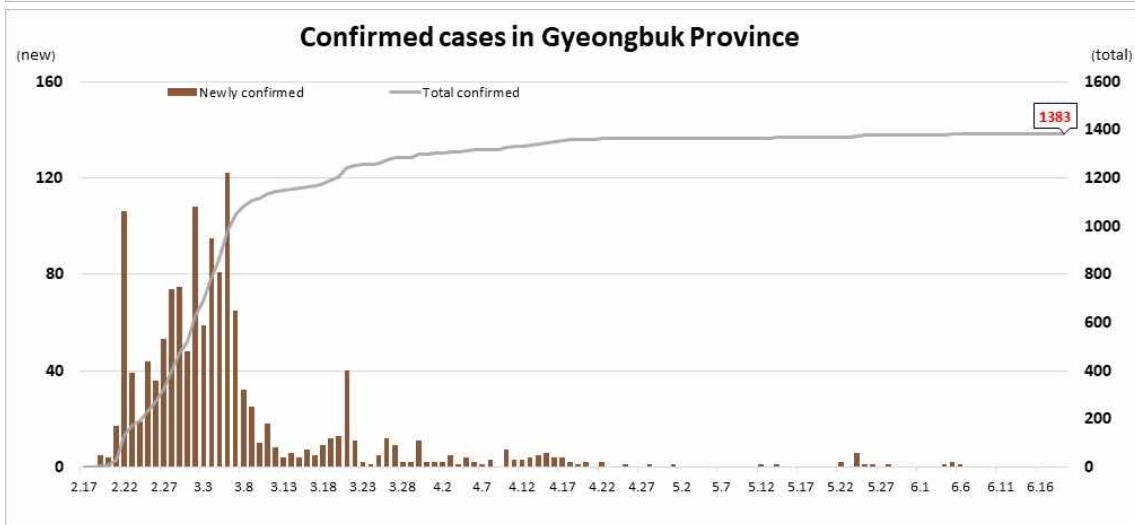
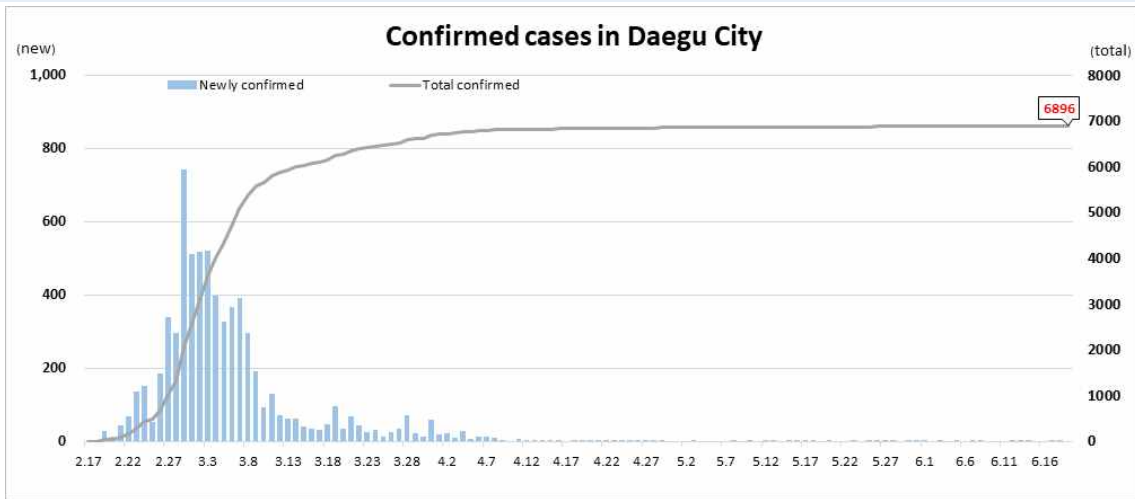
KCDC

Korea Centers for Disease Control & Prevention

Updates on COVID-19 in Republic of Korea

19 June 2020

DAILY NEW AND TOTAL CASES IN DAEGU / GYEONGBUK / BORDER SCREENING





KCDC

Korea Centers for Disease Control & Prevention

Updates on COVID-19 in Republic of Korea

19 June 2020

○ Distribution by gender and age group:

		Confirmed Cases (%)	Deaths (%)	Fatality rate (%)
Total		12,306 (100)	280 (100)	2.28
Sex	Male	5,206 (42.30)	150 (53.57)	2.88
	Female	7,100 (57.70)	130 (46.43)	1.83
Age	80 and above	542 (4.40)	139 (49.64)	25.65
	70-79	820 (6.66)	81 (28.93)	9.88
	60-69	1,585 (12.88)	40 (14.29)	2.52
	50-59	2,210 (17.96)	15 (5.36)	0.68
	40-49	1,610 (13.08)	3 (1.07)	0.19
	30-39	1,393 (11.32)	2 (0.71)	0.14
	20-29	3,285 (26.69)	0 (0.00)	-
	10-19	686 (5.57)	0 (0.00)	-
	0-9	175 (1.42)	0 (0.00)	-

INCIDENCE RATE BY AGE GROUP (PER 100,000)



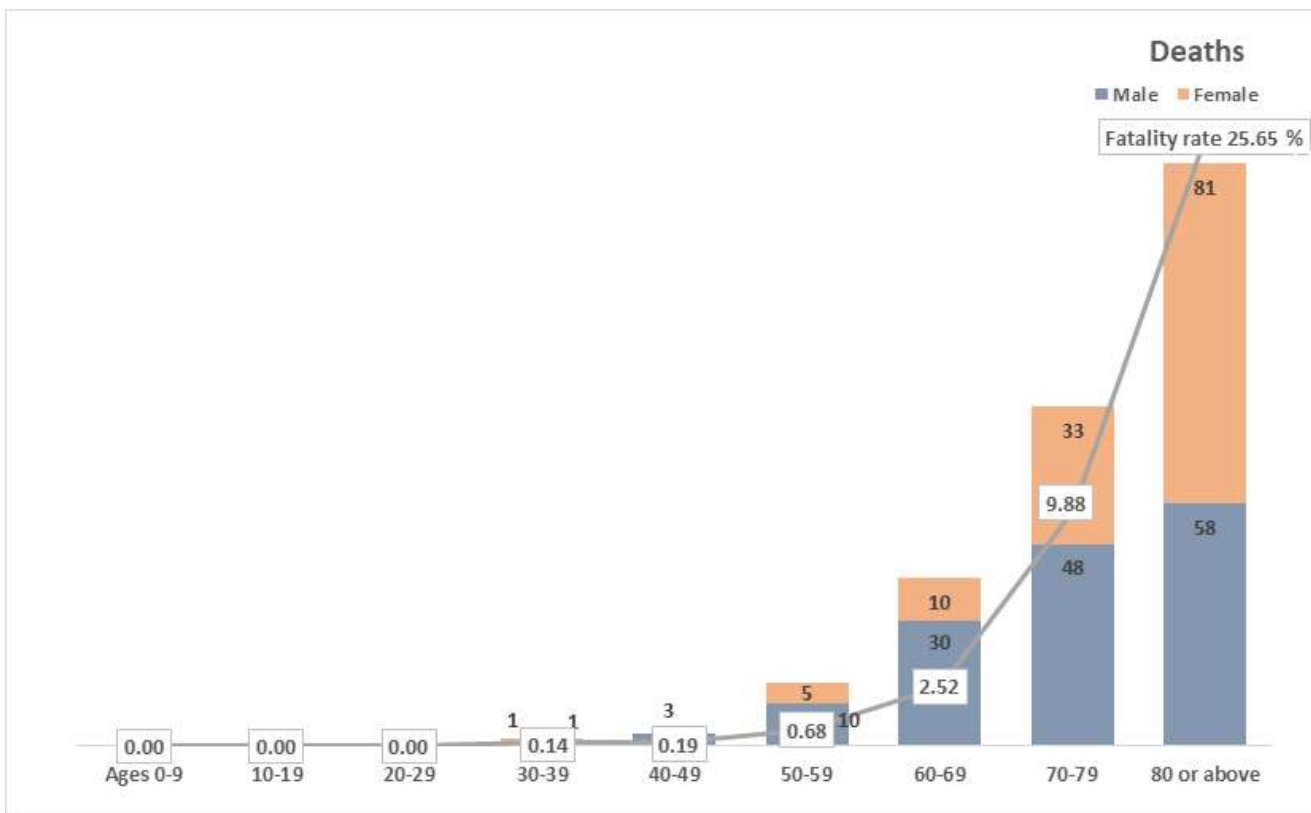
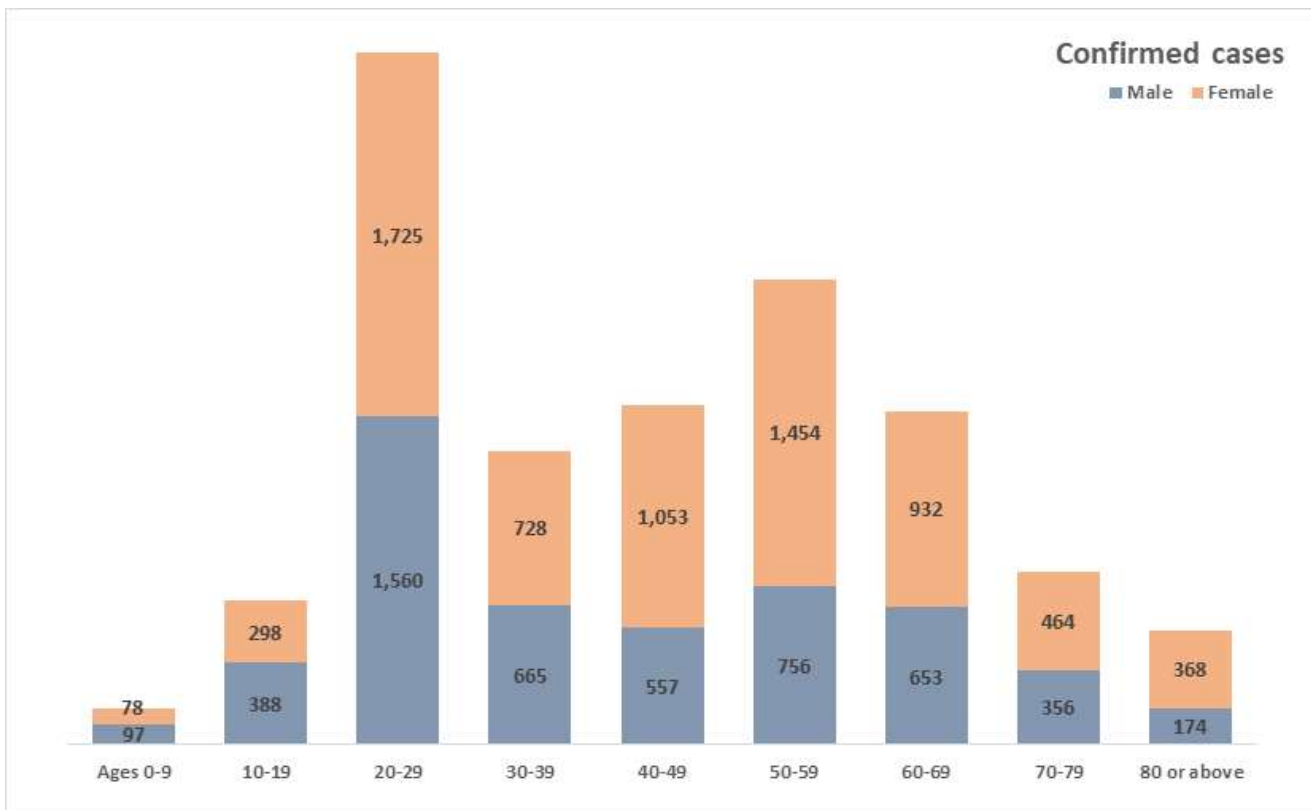


KCDC

Korea Centers for Disease Control & Prevention

Updates on COVID-19 in Republic of Korea

19 June 2020





KCDC

Korea Centers for Disease Control & Prevention

Updates on COVID-19 in Republic of Korea

19 June 2020

IMPORTED CASES

