



KCDC

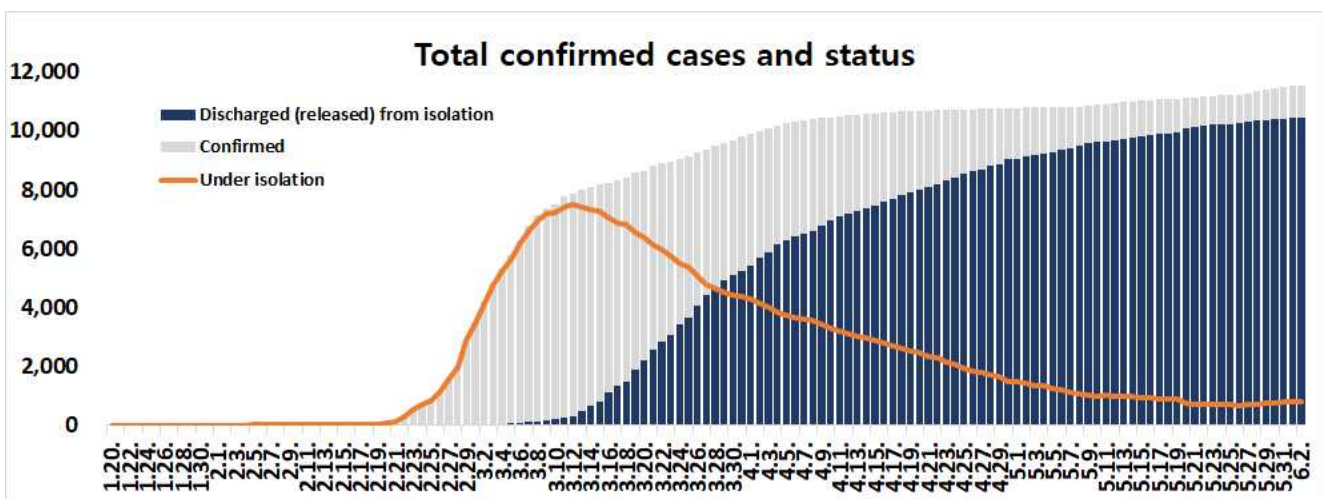
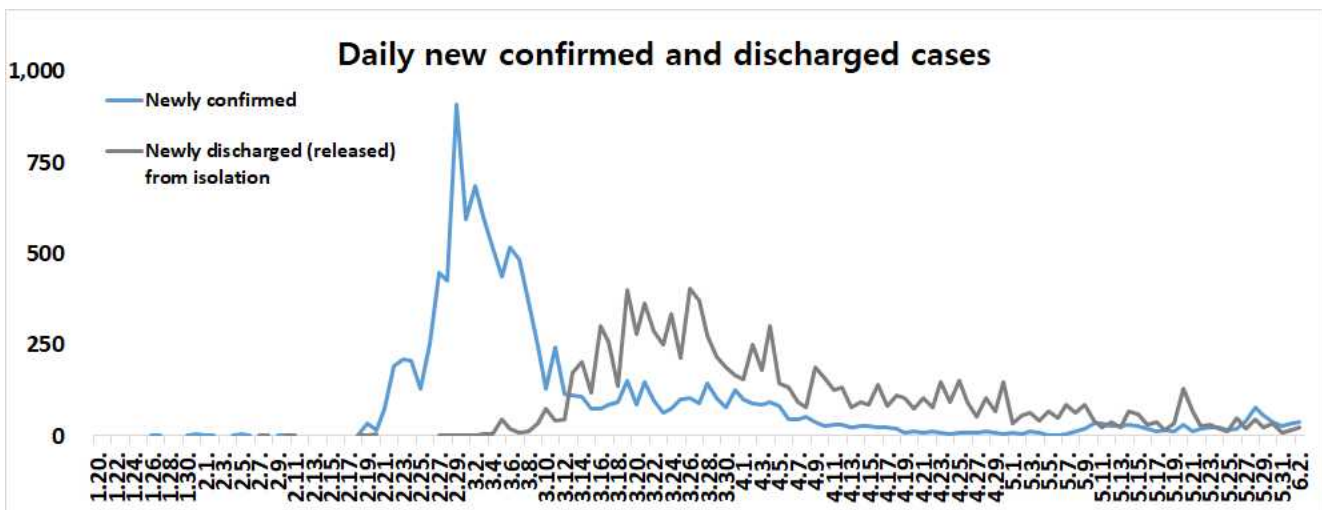
Korea Centers for Disease Control & Prevention

Updates on COVID-19 in Republic of Korea

2 June 2020

○ As of 0:00, 2 June 2020, the total number of confirmed cases is 11,541 (including 1,266 imported cases), of which 10,446 cases have been discharged from isolation. Newly confirmed cases are 38 in total.

Period (since 3 Jan)	Total	Tested positive (PCR)				Testing in progress	Tested negative (PCR)
		Confirmed	Discharged from isolation	Under isolation	Deceased		
As of 0:00 1 June (Mon)	921,391	11,503	10,422	810	271	24,058	885,830
As of 0:00 2 June (Tues)	939,851	11,541	10,446	823	272	28,922	899,388
Difference	(+)18,460	(+)38	(+)24	(+)13	(+)1	(+)4,864	(+)13,558





KCDC

Korea Centers for Disease Control & Prevention

Updates on COVID-19 in Republic of Korea

2 June 2020

○ Regional distribution of total confirmed cases:

	Total	City							
		Seoul	Busan	Daegu	Incheon	Gwangju	Daejeon	Ulsan	Sejong
Isolated	823	234	6	81	134	2	3	6	0
Discharged	10,446	638	138	6,616	98	30	42	45	47
Deceased	272	4	3	187	0	0	1	1	0
Subtotal	11,541	876	147	6,884	232	32	46	52	47
New (Difference)	38	14	0	0	8	0	0	0	0

	Total	Province								
		Gyeonggi	Gangwon	Chungbuk	Chungnam	Jeonbuk	Jeonnam	Gyeongbuk	Gyeongnam	Jeju
Isolated	188	3	11	4	2	3	28	2	2	114
Discharged	660	51	49	142	19	17	1,297	121	13	423
Deceased	19	3	0	0	0	0	54	0	0	0
Subtotal	867	57	60	146	21	20	1,379	123	15	537
New (Difference)	15	0	0	0	0	0	0	0	0	1

○ Case distribution by region:

Region	# of cases	(%)	Incidence rate (per 0.1M)	Region	# of cases	(%)	Incidence rate (per 0.1M)
Seoul	876	(7.59)	9.00	Gyeonggi	867	(7.51)	6.54
Busan	147	(1.27)	4.31	Gangwon	57	(0.49)	3.70
Daegu	6,884	(59.65)	282.54	Chungbuk	60	(0.52)	3.75
Incheon	232	(2.01)	7.85	Chungnam	146	(1.27)	6.88
Gwangju	32	(0.28)	2.20	Jeonbuk	21	(0.18)	1.16
Daejeon	46	(0.40)	3.12	Jeonnam	20	(0.17)	1.07
Ulsan	52	(0.45)	4.53	Gyeongbuk	1,379	(11.95)	51.79
Sejong	47	(0.41)	13.73	Gyeongnam	123	(1.07)	3.66
Border Screening	537	(4.65)	-	Jeju	15	(0.13)	2.24
Total				11,541 (100) 22.26			



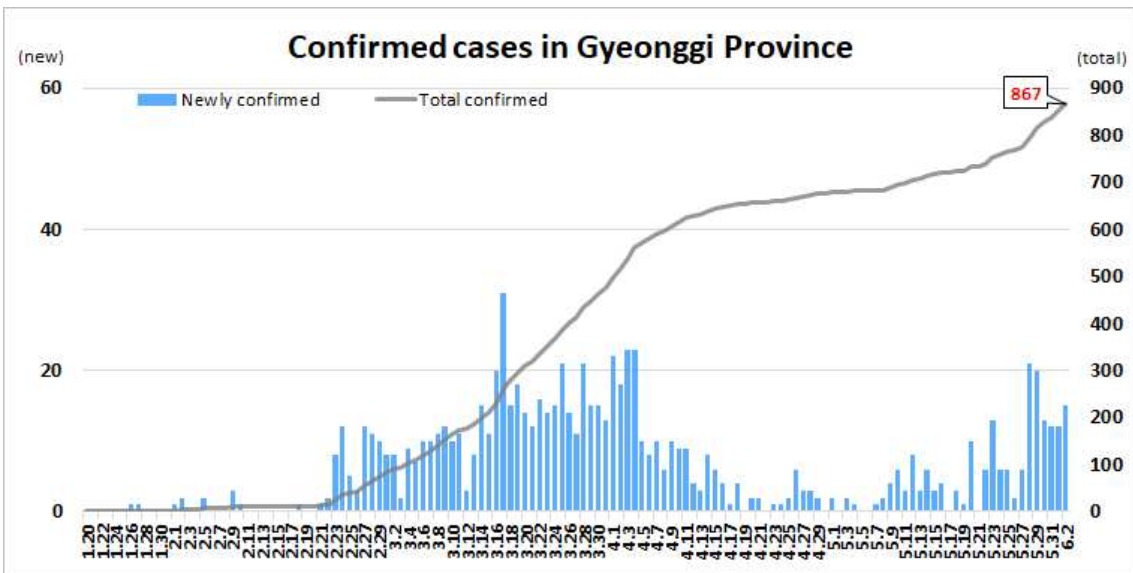
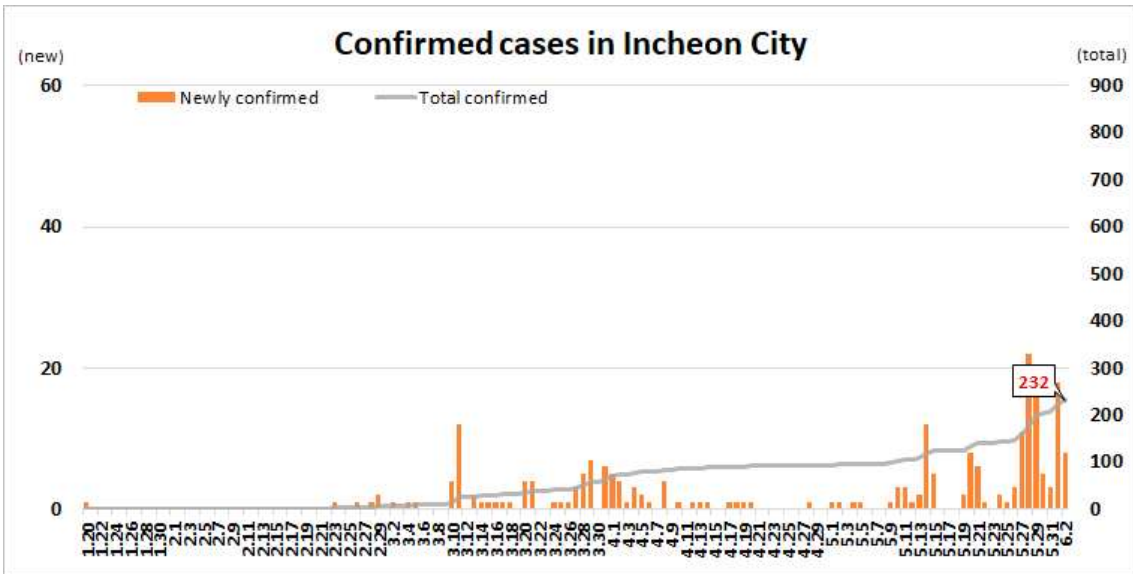
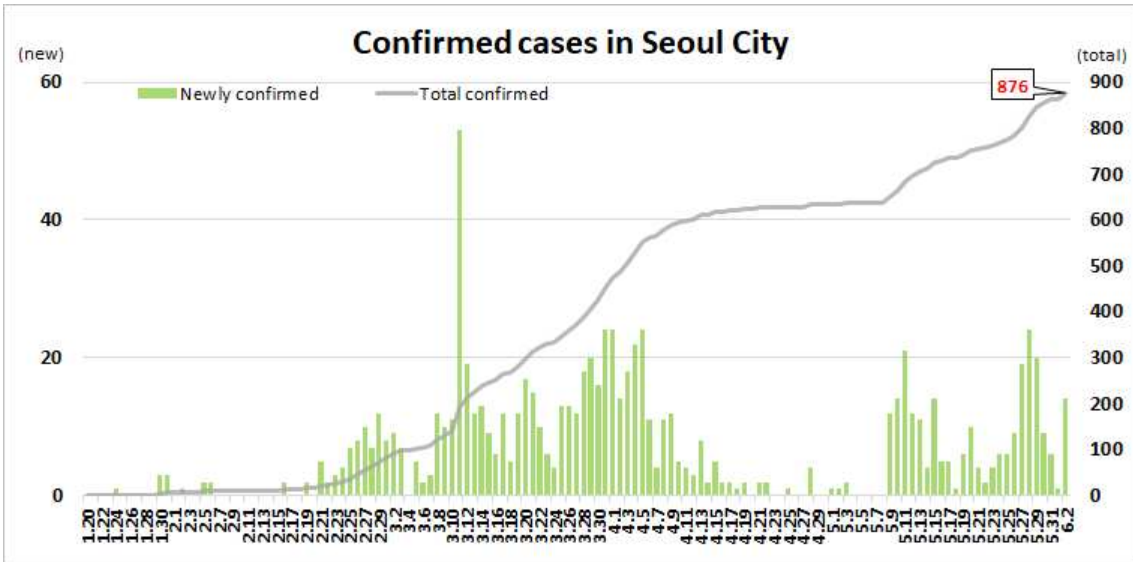
KCDC

Korea Centers for Disease Control & Prevention

Updates on COVID-19 in Republic of Korea

2 June 2020

DAILY NEW AND TOTAL CASES IN SEOUL/INCHEON/GYEONGGI REGIONS





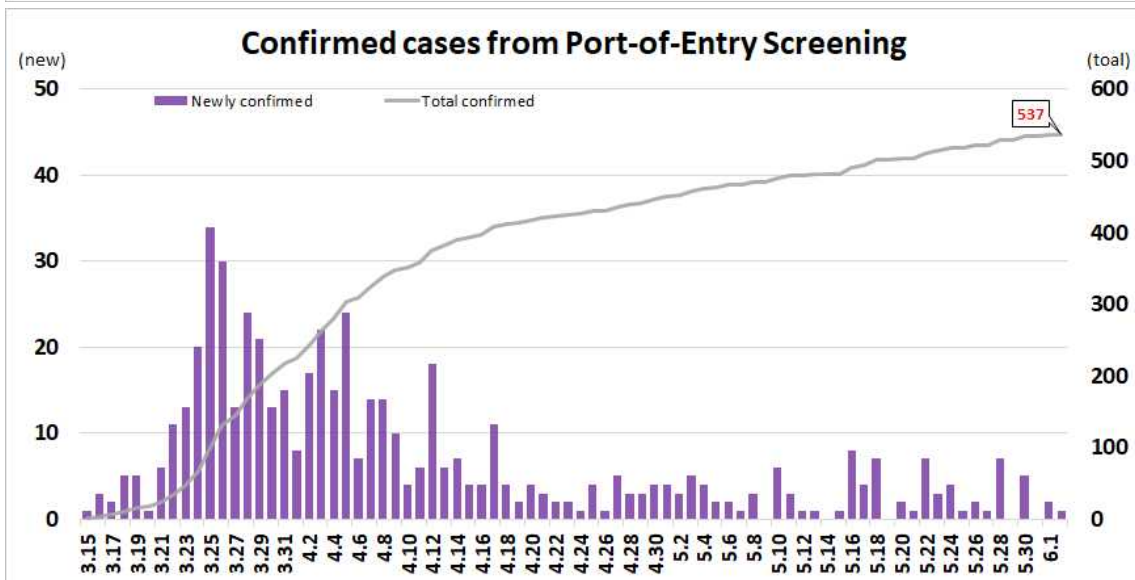
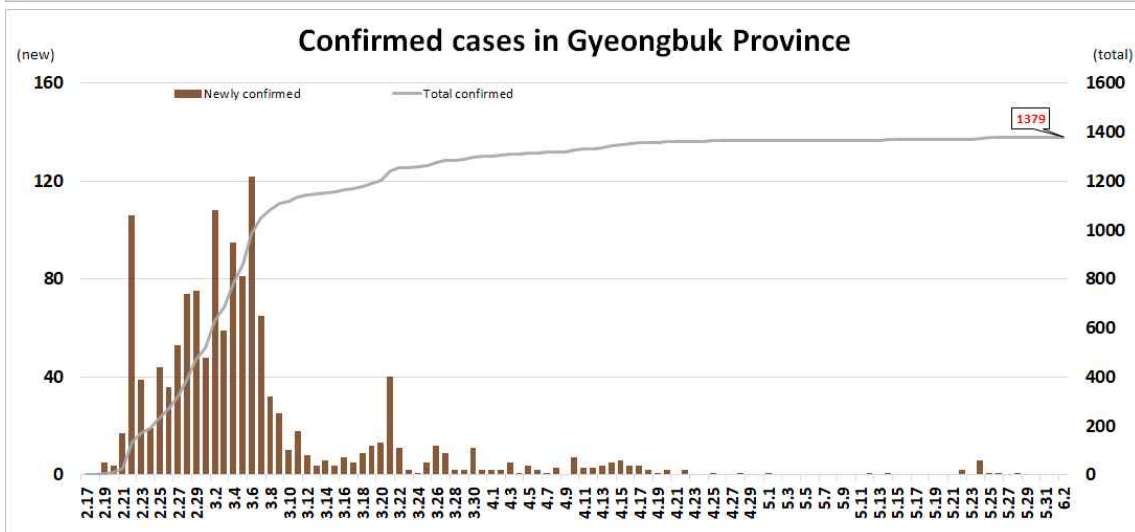
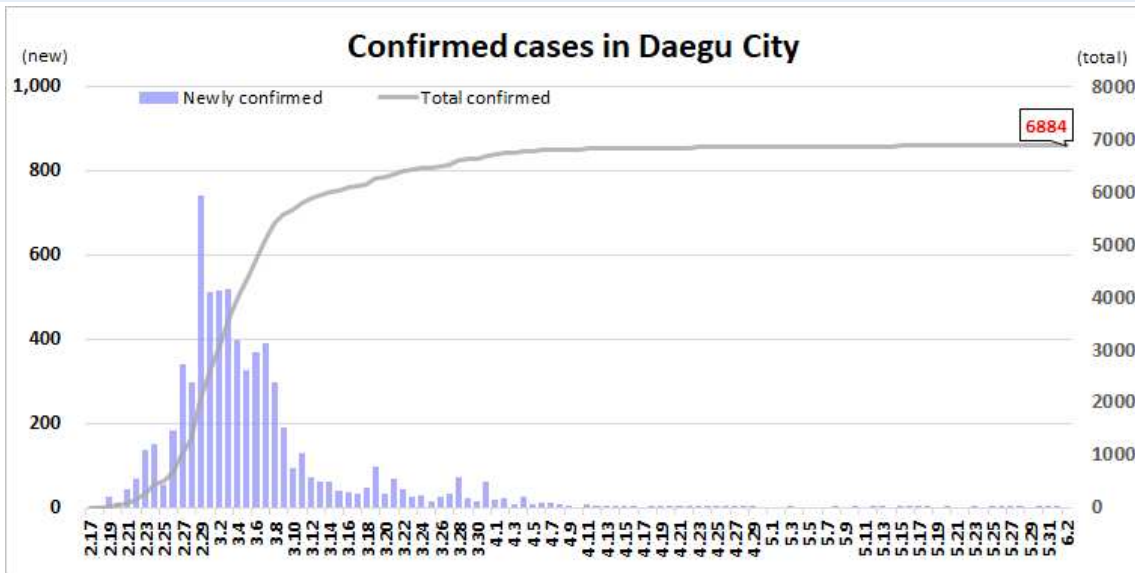
KCDC

Korea Centers for Disease Control & Prevention

Updates on COVID-19 in Republic of Korea

2 June 2020

DAILY NEW AND TOTAL CASES IN DAEGU / GYEONGBUK / BORDER SCREENING





KCDC

Korea Centers for Disease Control & Prevention

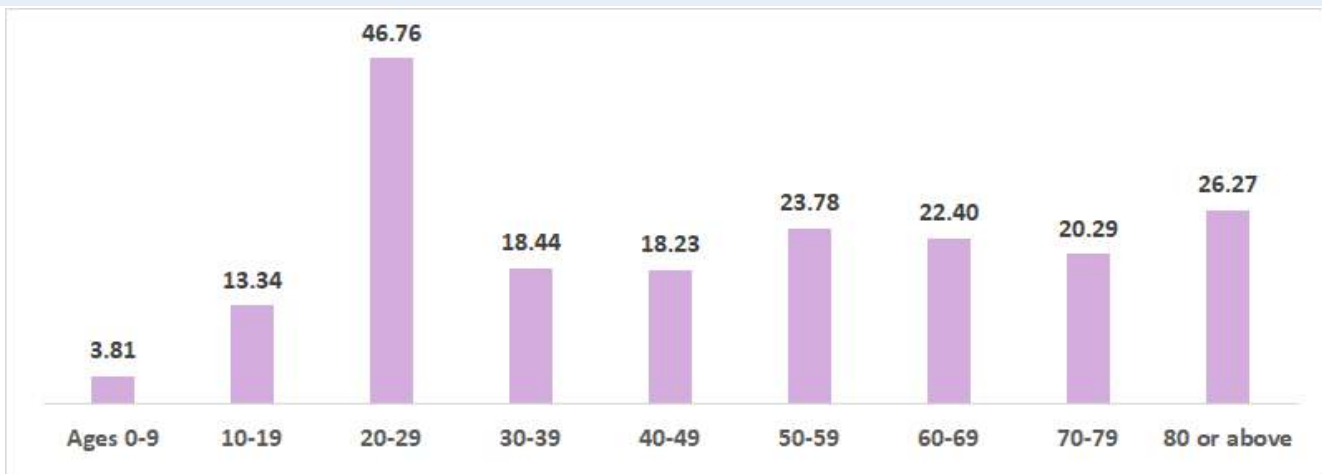
Updates on COVID-19 in Republic of Korea

2 June 2020

○ Distribution by gender and age group:

		Confirmed Cases (%)	Deaths (%)	Fatality rate (%)
Total		11,541 (100)	272 (100)	2.36
Sex	Male	4,829 (41.84)	144 (52.94)	2.98
	Female	6,712 (58.16)	128 (47.06)	1.91
Age	80 and above	499 (4.32)	133 (48.90)	26.65
	70-79	732 (6.34)	80 (29.41)	10.93
	60-69	1,421 (12.31)	39 (14.34)	2.74
	50-59	2,061 (17.86)	15 (5.51)	0.73
	40-49	1,529 (13.25)	3 (1.10)	0.20
	30-39	1,299 (11.26)	2 (0.74)	0.15
	20-29	3,183 (27.58)	0 (0.00)	-
	10-19	659 (5.71)	0 (0.00)	-
	0-9	158 (1.37)	0 (0.00)	-

INCIDENCE RATE BY AGE GROUP (PER 100,000)



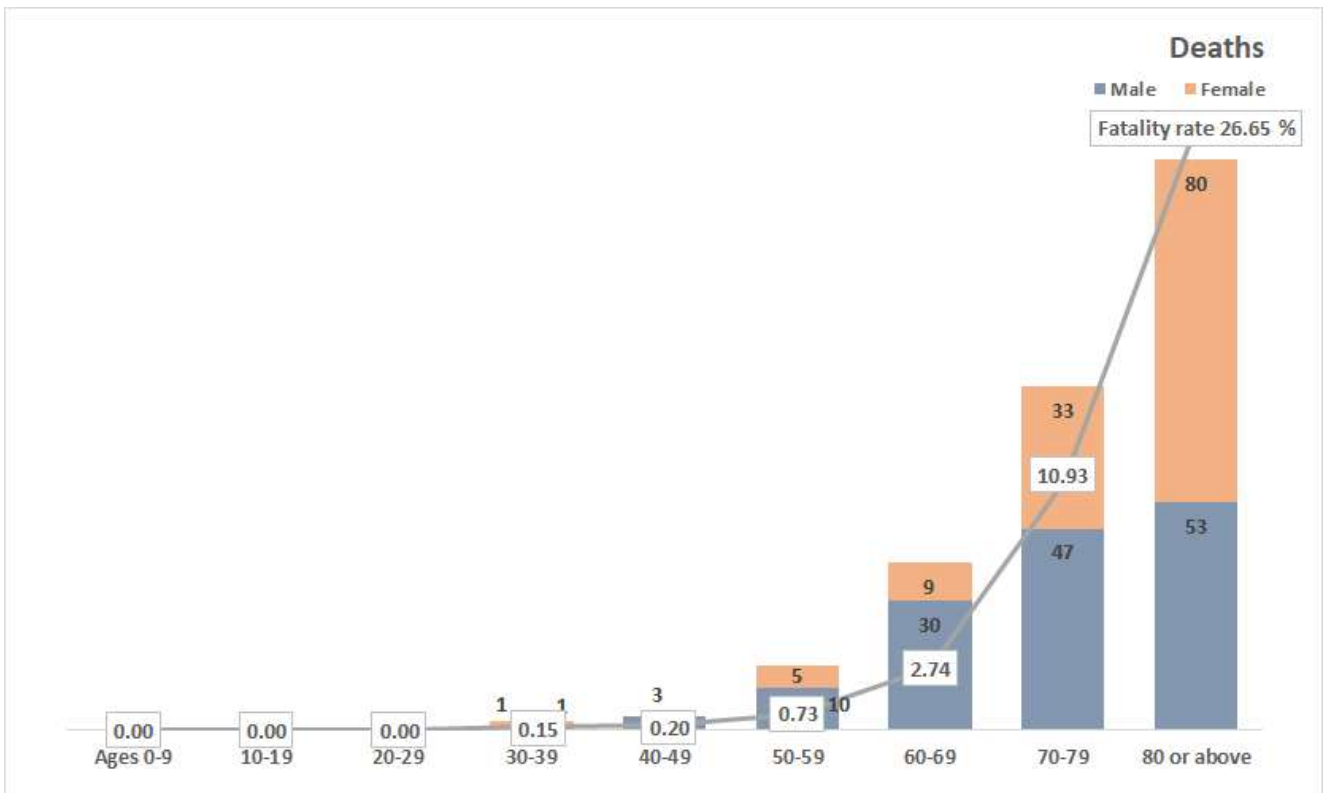
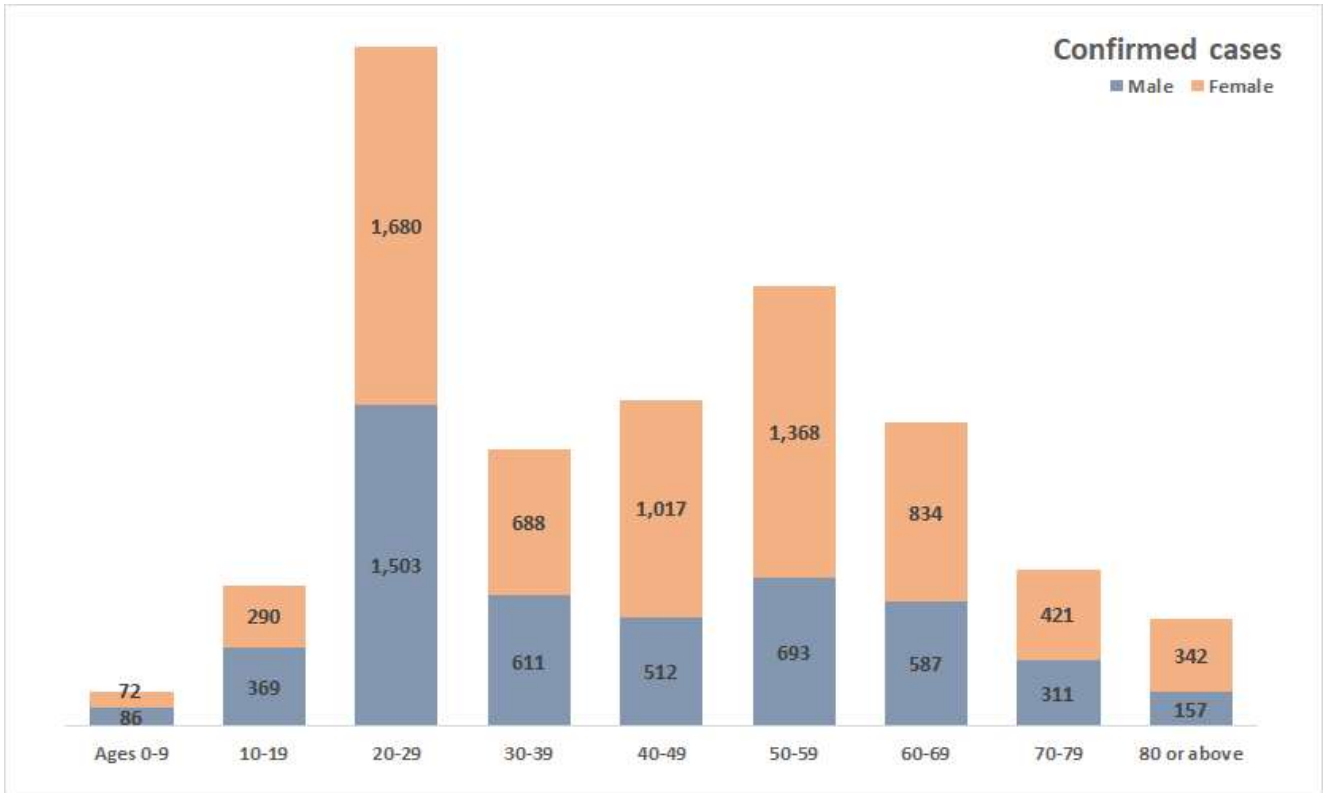


KCDC

Korea Centers for Disease Control & Prevention

Updates on COVID-19 in Republic of Korea

2 June 2020





KCDC

Korea Centers for Disease Control & Prevention

Updates on COVID-19 in Republic of Korea

2 June 2020

IMPORTED CASES

