



KCDC

Korea Centers for Disease Control & Prevention

Updates on COVID-19 in Republic of Korea

21 June 2020

- As of 0:00, 21 June 2020, the total number of confirmed cases is 12,421 (including 1,435 imported cases), of which 10,868 cases have been discharged from isolation. Newly confirmed cases are 48 in total.

[Table 1. Total reported/tested cases]

Period (since 3 Jan)	Total	Tested positive (PCR)				Testing in progress	Tested negative (PCR)
		Confirmed	Discharged from isolation	Under isolation	Deceased		
As of 0:00 20 June (Sat)	1,170,901	12,373	10,856	1,237	280	21,470	1,137,058
As of 0:00 21 June (Sun)	1,176,463	12,421	10,868	1,273	280	20,071	1,143,971
Difference	(+)5,562	(+)48	(+)12	(+)36	-	(-)1,399	(+)6,913

[Table 2. Imported cases in Korea (as of 0:00, 21 June 2020)]

	Total	Region/Country						Where confirmed		Nationality	
		China	Asia ex-China	Europe	Americas	Africa	Australia	Point of Entry	Community	Korean	Other
New	8	0	4	1	3	0	0	4	4	4	4
Total	1,435	19 (1.3%)	334 (23.3%)	485 (33.8%)	581 (40.5%)	15 (1.0%)	1 (0.1%)	630 (43.9%)	805 (56.1%)	1,178 (82.1%)	257 (17.9%)

* Figures may change based on findings from ongoing local epidemiological investigation efforts.

- Of the 8 new imported cases, 3 are from Americas, 1 is from Europe, and 4 are from Asia excluding China (2 from Bangladesh, 2 from Pakistan).
- Related to Richway in Gwangak-gu, Seoul, 1 more case was confirmed. The new case was a contact under quarantine. In total, 194* cases have been confirmed.

* Visitors = 41; Contacts = 153 / Seoul = 108; Gyeonggi = 56; Incheon = 24; Gangwon = 3; Chungnam = 3

Richway-related onward transmissions

Category	Location	Number of confirmed cases
Chinese Migrants Church Shelter	Seoul Guro-gu	8
Myeongseong Housing	Seoul Gangnam-gu	41
Principle School of English	Seoul Gangnam-gu	18
SJ Investment call center	Seoul Gangseo-gu	16
Jesus Vision Church	Seoul Geumcheon-gu	9
NBS Partners	Gyeonggi Seongnam-si	15
Church of God	Gyeonggi Seongnam-si	11
Jesus Malsseum Silcheon Church	Incheon Namdong-gu	9
Family, work, etc.		26
Total		153



KCDC

Korea Centers for Disease
Control & Prevention

Updates on COVID-19 in Republic of Korea

21 June 2020

- Related to Great Nature Korea in Guro-gu, Seoul, 2 contacts under quarantine were additionally confirmed. In total, 7* cases have been confirmed.
* Visitors = 4, contacts = 3
- Related to Sungsim Day Care Center in Dobong-gu, Seoul, 1 additional case was confirmed under contact management. In total, 43* cases have been confirmed.
* Users = 24; Staff/workers = 5; Family and others = 14
- Regarding the safety management worker at City Hall subway station in Jung-gu, Seoul, 1 more case was confirmed. In total, 7 cases have been confirmed.
- Related to Lotte Confectionery Logistics in Uiwang-si, Gyeonggi Province, 2 additional cases were confirmed under contact management. In total, 17 cases have been confirmed.
- Related to door-to-door sales businesses in Goejeong-dong, Seo-gu, Daejeon City, 7 additional cases were confirmed. In total, 47* cases have been confirmed.
* Daejeon = 32; Gwangju = 1; Jeonbuk = 2; Seoul = 4; Gyeonggi = 1; Sejong = 2; Chungnam = 5



KCDC

Korea Centers for Disease Control & Prevention

Updates on COVID-19 in Republic of Korea

21 June 2020

[Table 4: Regional distribution and epidemiological links of the confirmed cases]

Region	Confirmed cases									Other major clusters
	Total	Imported cases	Clusters					Other*	New cases	
			Sub-total	Shin-cheonji	Other clusters	Contacts of confirmed cases	Imported cases			
Seoul	1,219	292	839	8	739	23	69	88	17	Nightclubs (139), Richway (110) , Guro-gu call center (99), Yangcheon-gu sport facility (43) , Manmin Central Church (41), SMR newly planted churches group (37), Seongsim Day Care Center (38) , Dong-an Church-PC Cafe (28), Coupang (24), KB Life Insurance PM Service Agency (13), KCCC (7), biblical language study meeting (6), Daejoen door-to-door sales (5) , etc.
Busan	150	32	88	12	57	18	1	30	0	Onchun Church (39), Suyeong-gu Kindergarten (5), Nightclubs (4), etc.
Daegu	6,899	35	6,120	4,511	686	919	4	744	1	Second Mi-Ju Hospital (196), Hansarang Convalescent Hospital (124), Daesil Convalescent Hospital (101), Fatima Hospital (39), Nightclubs (2), etc.
Incheon	328	53	265	2	250	6	7	10	0	Coupang (61), SMR newly planted churches group (57), Nightclubs (54), Richway (24), Guro-gu call center (19), Gyeyang-gu family (11), Jesus Malsseum Silcheon Church (5), Brothers in Yongin/Goyang (2), etc.
Gwangju	33	16	17	9	1	1	6	0	1	
Daejeon	82	15	56	2	46	8	0	11	10	Door-to-door sales in Daejeon (32) , Dreaming Church (4) , etc.
Ulsan	53	22	24	16	2	3	3	7	0	
Sejong	49	4	44	1	40	3	0	1	1	Ministry of Oceans and Fisheries (31), gym facilities (8)
Gyeonggi	1,117	221	823	29	672	59	63	73	10	Grace River Church in Seongnam (67), Coupang (67), Nightclubs (59), Richway (56), Uijeongbu St. Mary's Hospital (50), Guro-gu call center-Bucheon SaengMyeongSu Church (50), Yangcheon-gu sport facility (26), SMR newly planted churches group (25), Anyang-Gunpo pastors group (22), Lotte confectionery logistics (14) , Happy Care Home (10), biblical language study meeting (9), KCCC (7), Defense Security Support Command (6), Seoul City Hall Station safety worker (5), etc.
Gangwon	62	16	39	17	22	0	0	7	2	Uijeongbu St. Mary's Hospital (10), Apartments in Wonju (4), Richway (3), Geumcheon rice milling machine manufacturer (2) , Nightclubs (2), etc.
Chungbuk	61	9	42	6	27	7	2	10	0	Goesan-gun Jangyeon-myeon (11), Nightclubs (9), Guro-gu call center (2), etc.
Chungnam	159	14	133	0	130	2	1	12	1	Gym facilities in Cheonan (103), research center in Seosan (8), Daejeon door-to-door sales (6) , Richway (3), etc.
Jeonbuk	23	11	6	1	5	0	0	6	0	Nightclubs (2)
Jeonnam	20	12	5	1	1	2	1	3	0	
Gyeongbuk	1,384	17	1,234	566	478	190	0	133	0	Cheongdo Daenam Hospital (119), Bonghwa Pureun Nursing Home (68), Gyeongsan Seo Convalescent Hospital (66), pilgrimage to Israel (41), Yecheon-gun (40), Gumi Elim Church (10), etc.
Gyeongnam	133	23	90	32	50	6	2	20	1	Geochang Church (10), Wings Tower (9), Geochang Woongyang-myeon (8), Nightclubs (2), etc.
Jeju	19	13	2	0	1	0	1	4	0	
Airport	630	630	0	0	0	0	0	0	4	
Total	12,421 (%)	1,435 (11.6)	9,827 (79.1)	5,213 (42.0)	3,207 (25.8)	1,247 (10.0)	160 (1.3)	1,159 (9.3)	48	

* Not classified into a cluster or under investigation

※ The interim classification is based on the reporting location, which may change depending on further epidemiological investigation.



KCDC

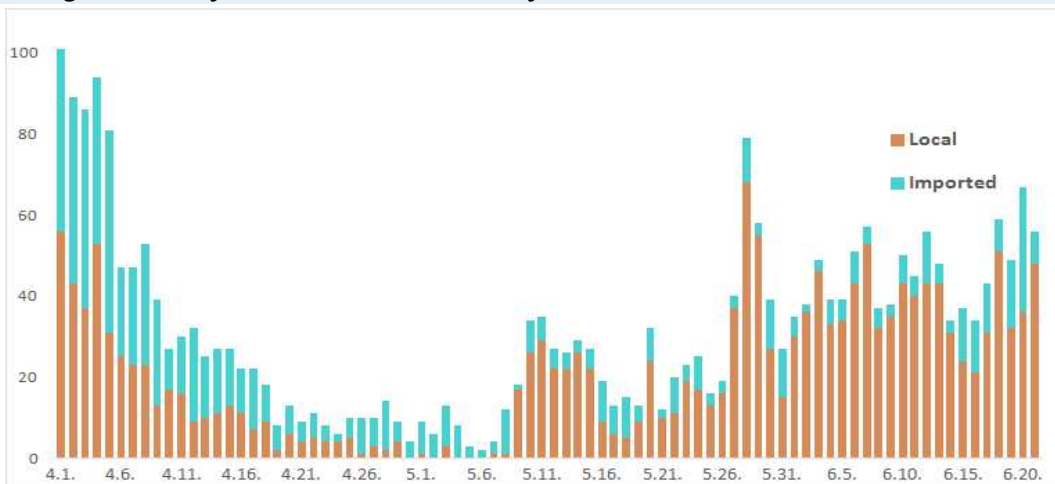
Korea Centers for Disease Control & Prevention

Updates on COVID-19 in Republic of Korea

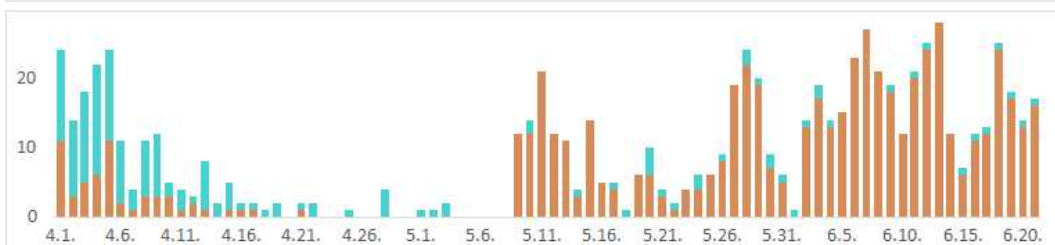
21 June 2020

[Figure 3: Daily new confirmed cases by chain of transmission]

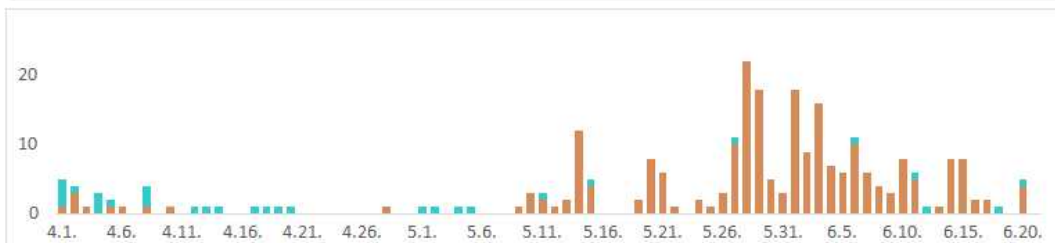
TOTAL



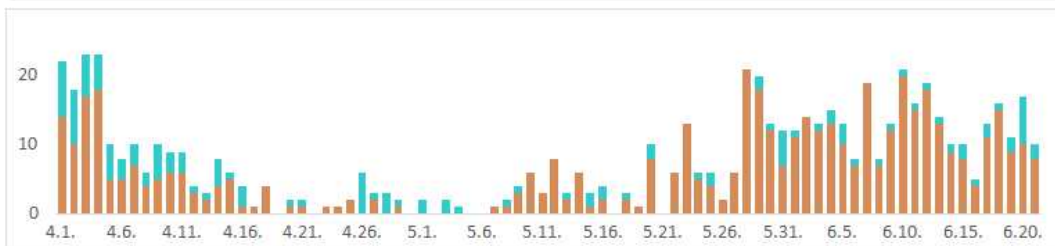
Seoul City



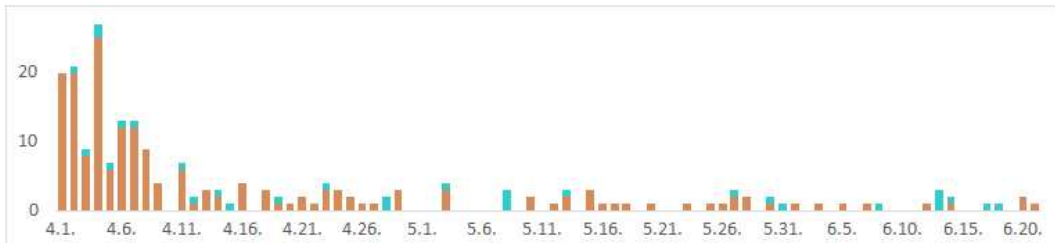
Incheon City



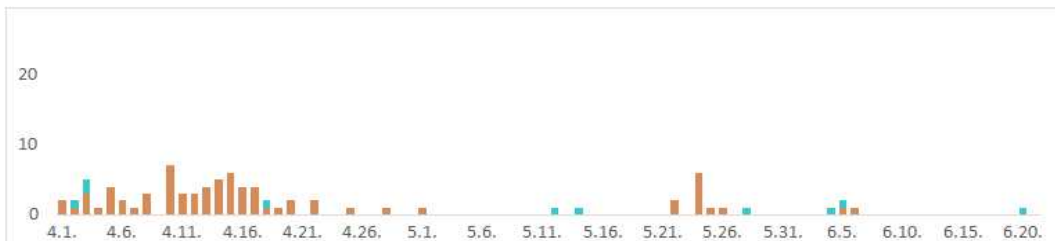
Gyeonggi Province



Daegu City



Gyeongbuk Province





KCDC

Korea Centers for Disease Control & Prevention

Updates on COVID-19 in Republic of Korea

21 June 2020

[Table 5: Age distribution of severe cases]

	6.8	6.9	6.10	6.11	6.12	6.13	6.14	6.15	6.16	6.17	6.18	6.19	6.20	6.21
Total	14	18	20	20	18	22	22	20	24	25	27	33	33	34
Severe	6	11	11	8	6	11	10	10	15	15	16	21	17	17
Very severe	8	7	9	12	12	11	12	10	9	10	11	12	16	17

	Total	Severe (%)	Very severe (%)
Total	34	17 (100.0)	17 (100.0)
80 and above	5	2 (11.8)	3 (17.6)
70-79	9	4 (23.5)	5 (29.4)
60-69	13	7 (41.2)	6 (35.3)
50-59	5	2 (11.8)	3 (17.6)
40-49	2	2 (11.8)	0 (0.0)
30-39	0	0 (0.0)	0 (0.0)
20-29	0	0 (0.0)	0 (0.0)
10-19	0	0 (0.0)	0 (0.0)
0-9	0	0 (0.0)	0 (0.0)

[Figure 4: New cases (for last 2 weeks) by chain of transmission]

