



KCDC

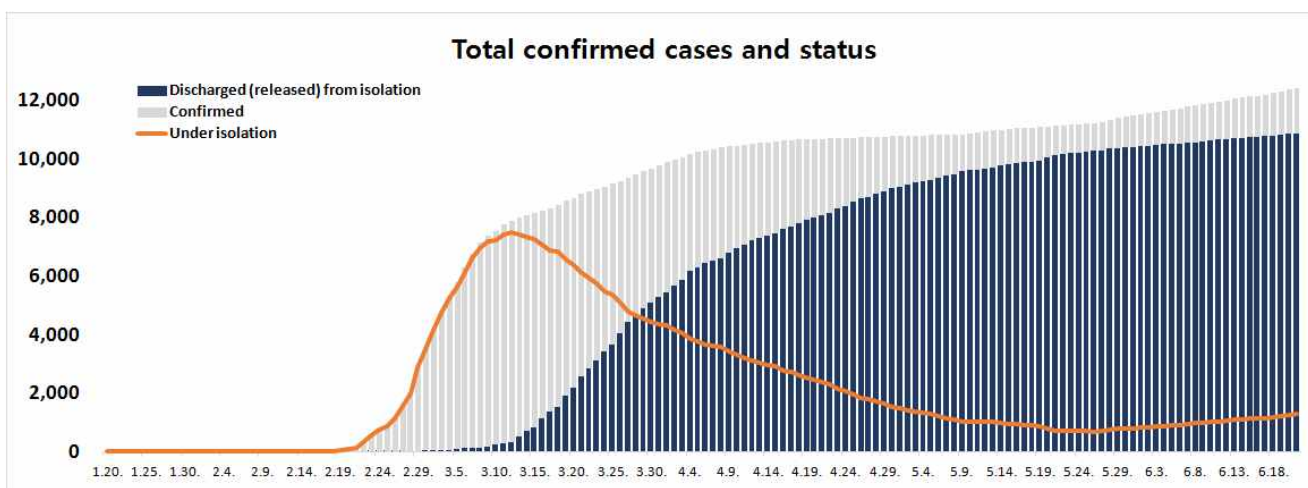
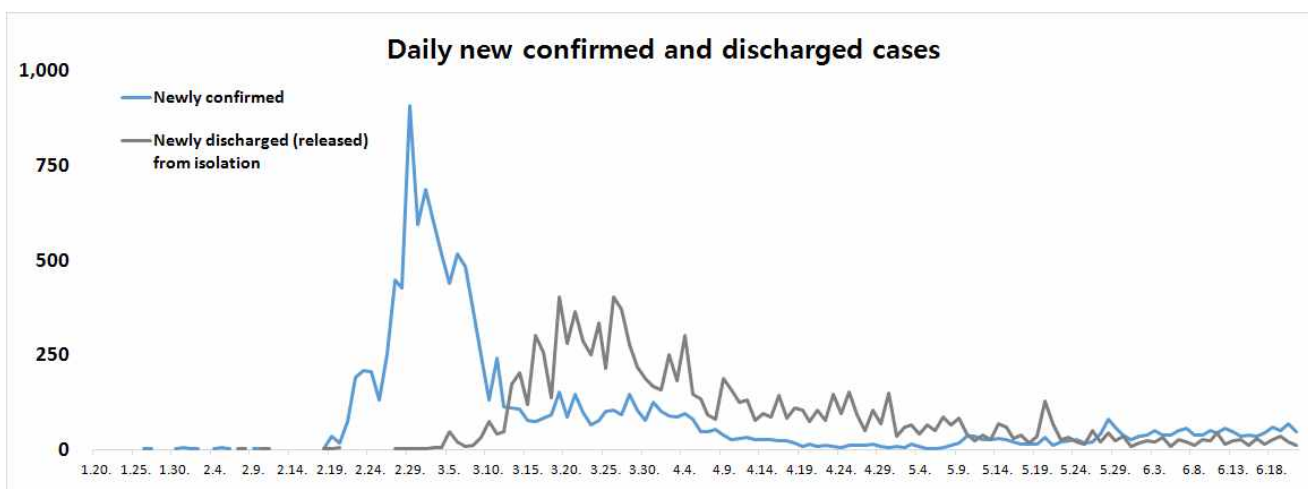
Korea Centers for Disease Control & Prevention

# Updates on COVID-19 in Republic of Korea

21 June 2020

○ As of 0:00, 21 June 2020, the total number of confirmed cases is 12,421 (including 1,435 imported cases), of which 10,868 cases have been discharged from isolation. Newly confirmed cases are 48 in total.

Period (since 3 Jan)	Total	Tested positive (PCR)				Testing in progress	Tested negative (PCR)
		Confirmed	Discharged from isolation	Under isolation	Deceased		
As of 0:00 20 June (Sat)	1,170,901	12,373	10,856	1,237	280	21,470	1,137,058
<b>As of 0:00 21 June (Sun)</b>	1,176,463	12,421	10,868	1,273	280	20,071	1,143,971
<b>Difference</b>	(+)5,562	(+)48	(+)12	(+)36	-	(-),1,399	(+)6,913





KCDC

Korea Centers for Disease Control & Prevention

# Updates on COVID-19 in Republic of Korea

21 June 2020

○ Regional distribution of total confirmed cases:

	Total	City							
		Seoul	Busan	Daegu	Incheon	Gwangju	Daejeon	Ulsan	Sejong
Isolated	1,273	480	5	30	160	1	37	4	2
Discharged	10,868	733	142	6,680	167	32	44	48	47
Deceased	280	6	3	189	1	0	1	1	0
<b>Subtotal</b>	<b>12,421</b>	<b>1,219</b>	<b>150</b>	<b>6,899</b>	<b>328</b>	<b>33</b>	<b>82</b>	<b>53</b>	<b>49</b>
New (Difference)	48	17	0	1	0	1	10	0	1

	Gyeonggi	Province								Other
		Gangwon	Chungbuk	Chungnam	Jeonbuk	Jeonnam	Gyeongbuk	Gyeongnam	Jeju	
Isolated	351	7	6	15	3	2	10	9	4	147
Discharged	744	52	55	144	20	18	1,320	124	15	483
Deceased	22	3	0	0	0	0	54	0	0	0
<b>Subtotal</b>	<b>1,117</b>	<b>62</b>	<b>61</b>	<b>159</b>	<b>23</b>	<b>20</b>	<b>1,384</b>	<b>133</b>	<b>19</b>	<b>630</b>
New (Difference)	10	2	0	1	0	0	0	1	0	4

○ Case distribution by region:

Region	# of cases	(%)	Incidence rate (per 0.1M)	Region	# of cases	(%)	Incidence rate (per 0.1M)
Seoul	1,219	(9.81)	12.52	Gyeonggi	1,117	(8.99)	8.43
Busan	150	(1.21)	4.40	Gangwon	62	(0.50)	4.02
Daegu	6,899	(55.54)	283.15	Chungbuk	61	(0.49)	3.81
Incheon	328	(2.64)	11.10	Chungnam	159	(1.28)	7.49
Gwangju	33	(0.27)	2.27	Jeonbuk	23	(0.19)	1.27
Daejeon	82	(0.66)	5.56	Jeonnam	20	(0.16)	1.07
Ulsan	53	(0.43)	4.62	Gyeongbuk	1,384	(11.14)	51.98
Sejong	49	(0.39)	14.31	Gyeongnam	133	(1.07)	3.96
Border Screening	630	(5.07)	-	Jeju	19	(0.15)	2.83
<b>Total</b>				<b>12,421 (100) 23.96</b>			



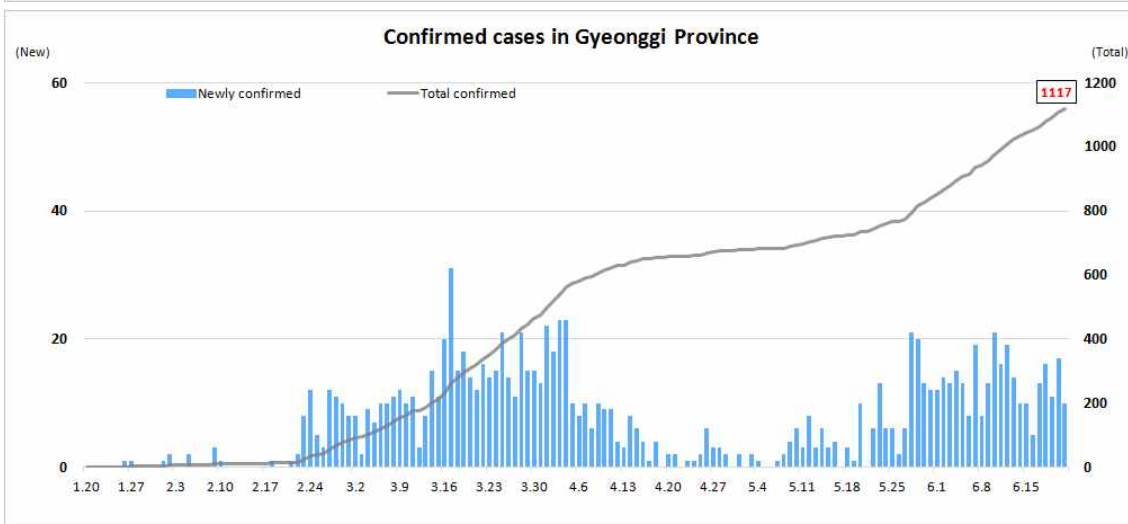
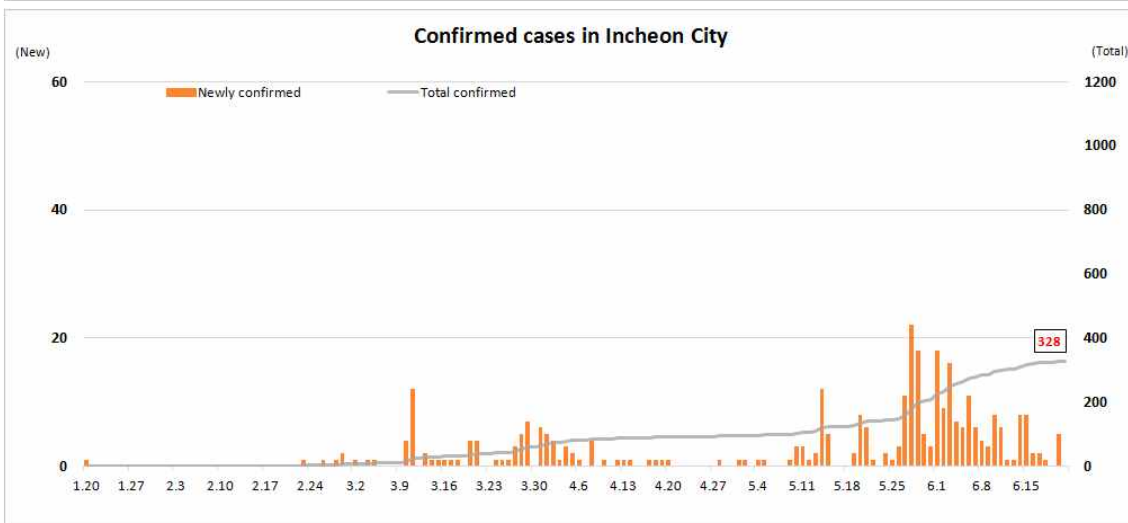
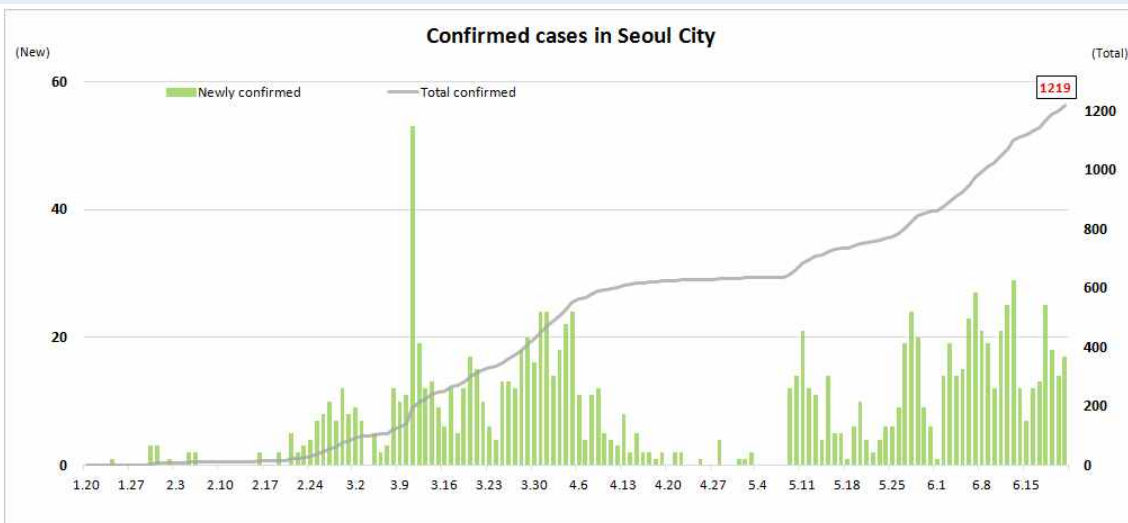
KCDC

Korea Centers for Disease Control & Prevention

# Updates on COVID-19 in Republic of Korea

21 June 2020

## DAILY NEW AND TOTAL CASES IN SEOUL/INCHEON/GYEONGGI REGIONS





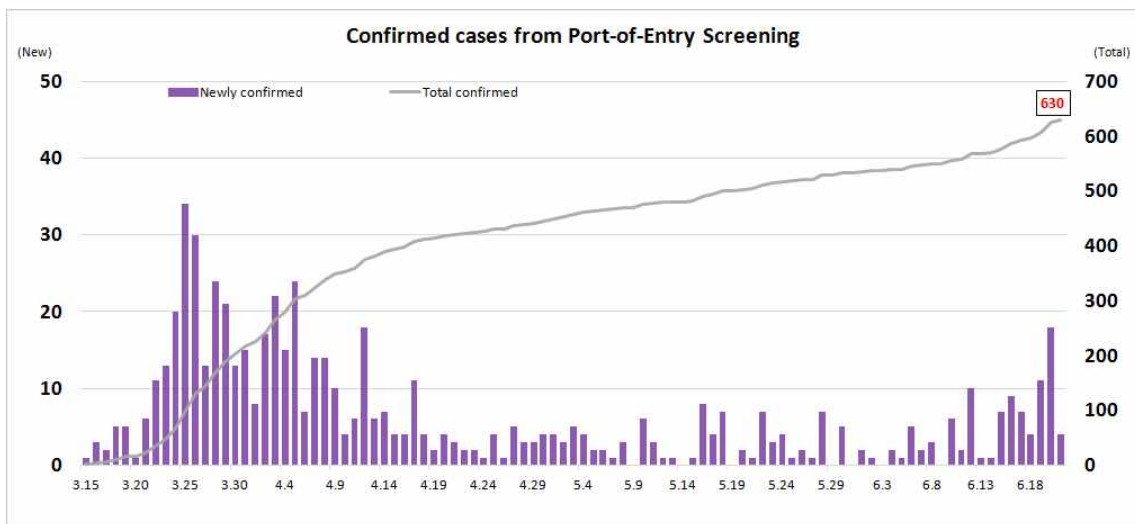
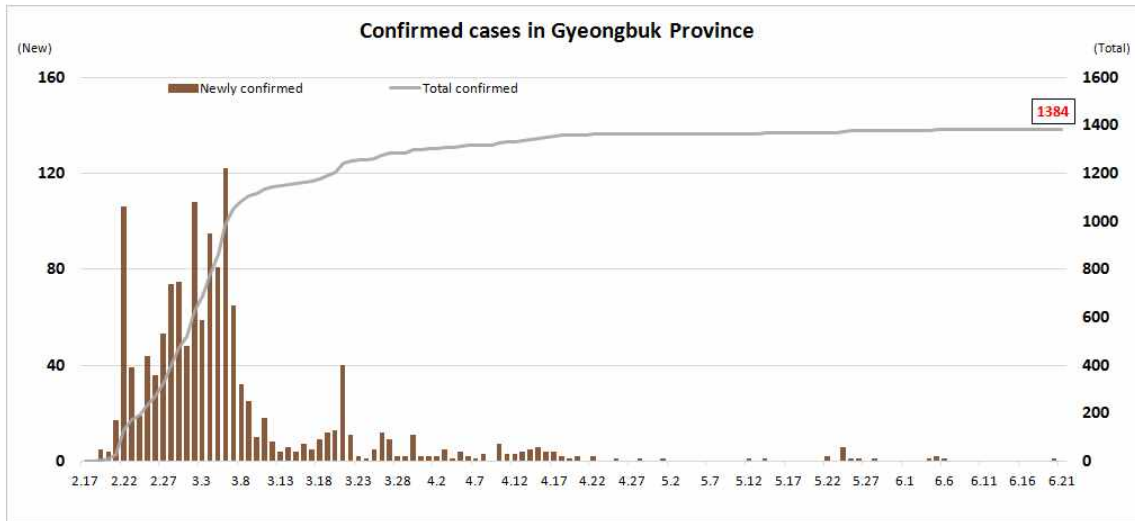
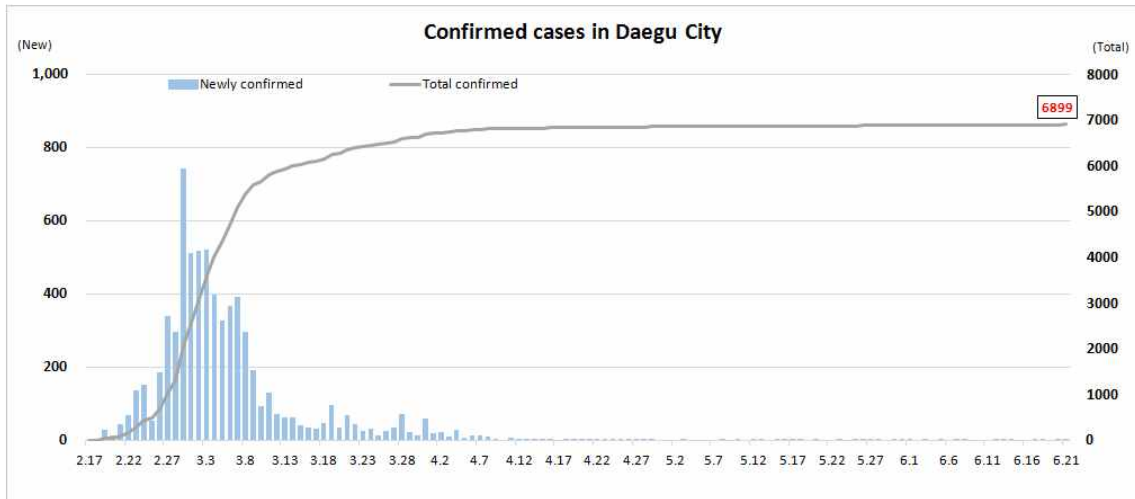
KCDC

Korea Centers for Disease Control & Prevention

# Updates on COVID-19 in Republic of Korea

21 June 2020

## DAILY NEW AND TOTAL CASES IN DAEGU / GYEONGBUK / BORDER SCREENING





KCDC

Korea Centers for Disease Control & Prevention

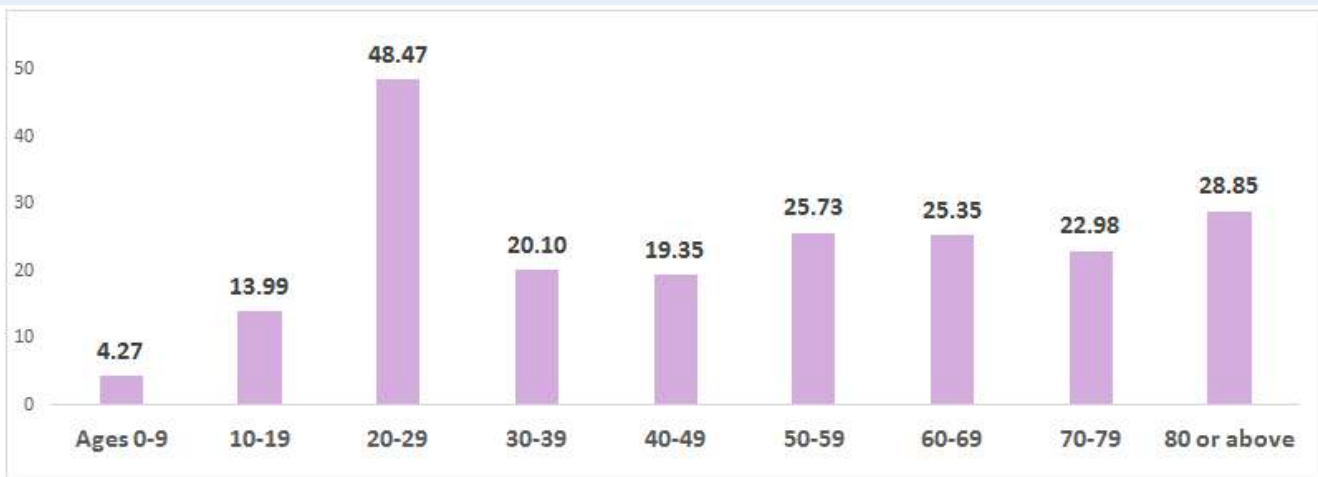
# Updates on COVID-19 in Republic of Korea

21 June 2020

○ **Distribution by gender and age group:**

		Confirmed Cases (%)	Deaths (%)	Fatality rate (%)
Total		12,421 (100)	280 (100)	2.25
Sex	Male	5,270 (42.43)	150 (53.57)	2.85
	Female	7,151 (57.57)	130 (46.43)	1.82
Age	80 and above	548 (4.41)	139 (49.64)	25.36
	70-79	829 (6.67)	81 (28.93)	9.77
	60-69	1,608 (12.95)	40 (14.29)	2.49
	50-59	2,230 (17.95)	15 (5.36)	0.67
	40-49	1,623 (13.07)	3 (1.07)	0.18
	30-39	1,416 (11.40)	2 (0.71)	0.14
	20-29	3,299 (26.56)	0 (0.00)	-
	10-19	691 (5.56)	0 (0.00)	-
	0-9	177 (1.43)	0 (0.00)	-

## INCIDENCE RATE BY AGE GROUP (PER 100,000)



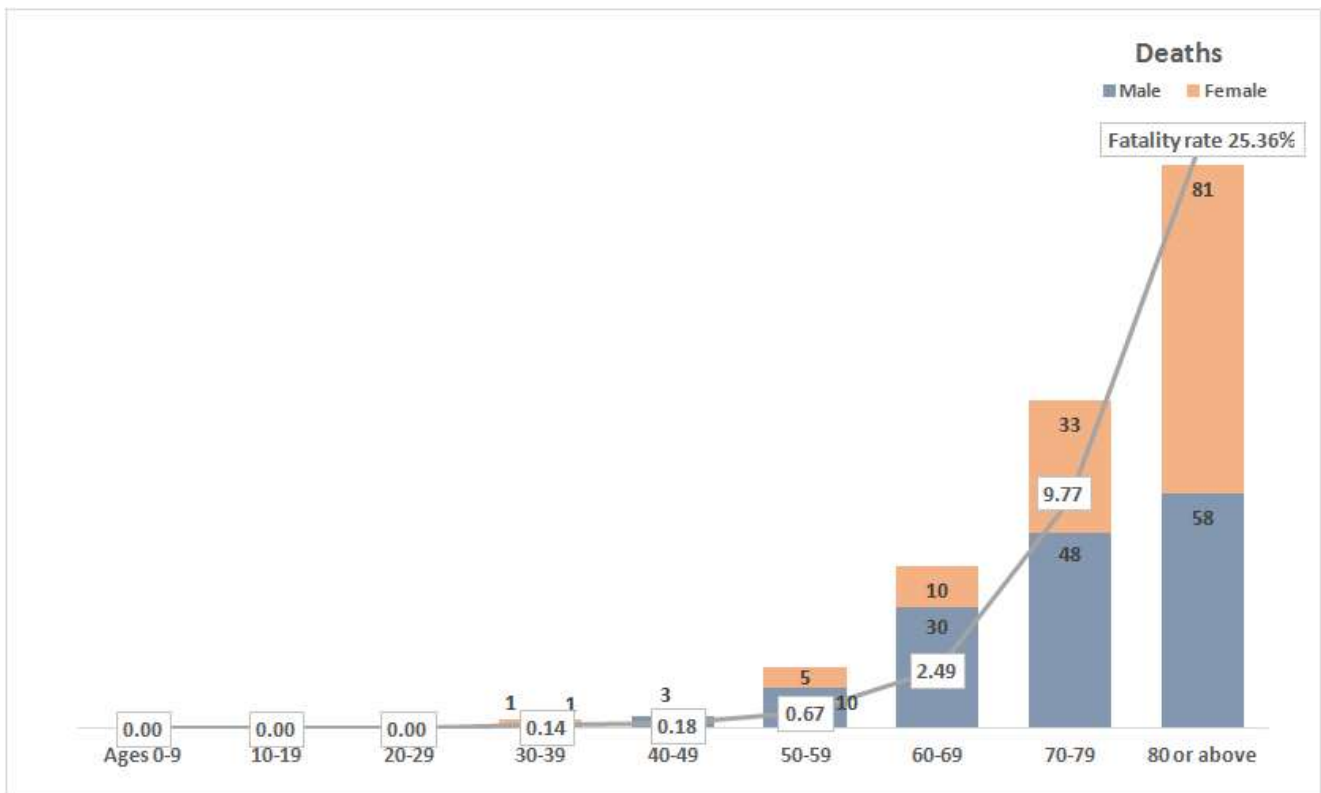
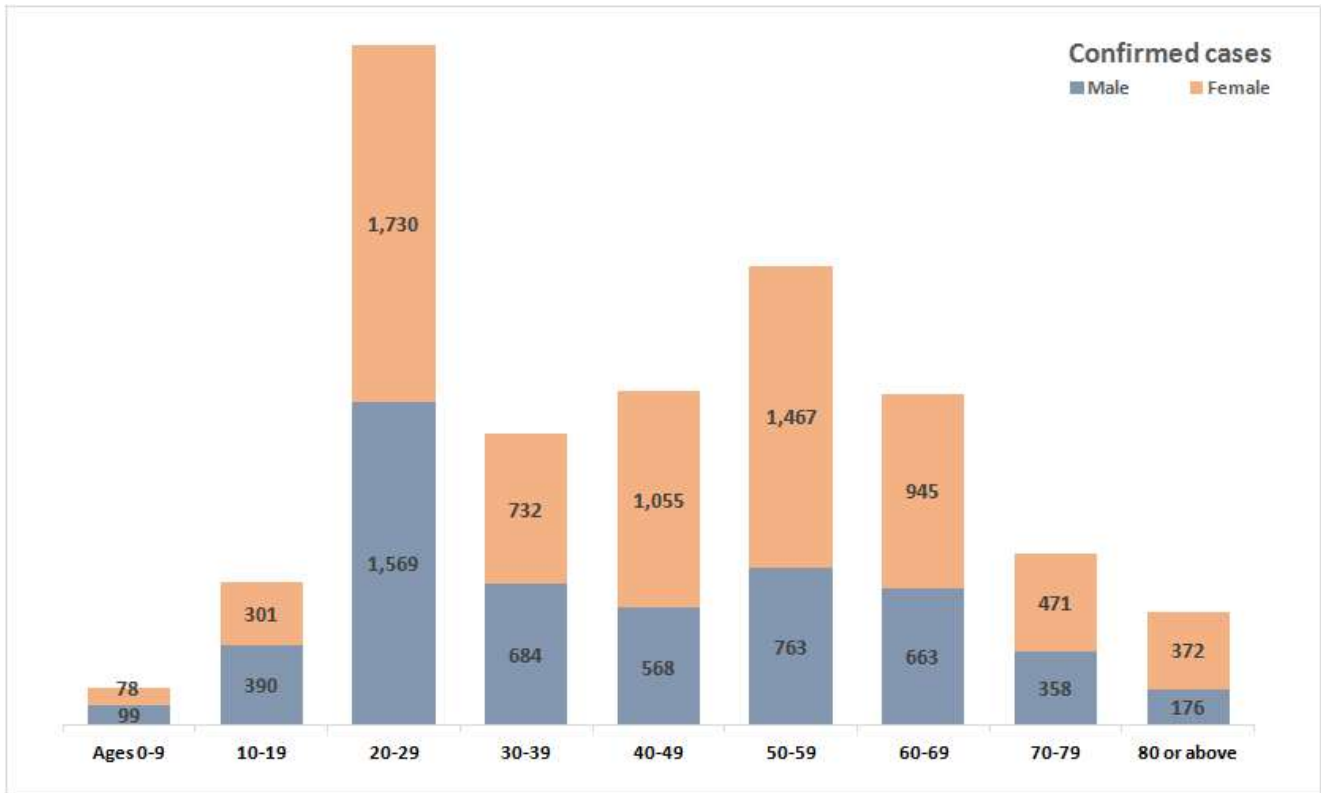


KCDC

Korea Centers for Disease Control & Prevention

# Updates on COVID-19 in Republic of Korea

21 June 2020





KCDC

Korea Centers for Disease Control & Prevention

# Updates on COVID-19 in Republic of Korea

21 June 2020

## IMPORTED CASES

