



KCDC

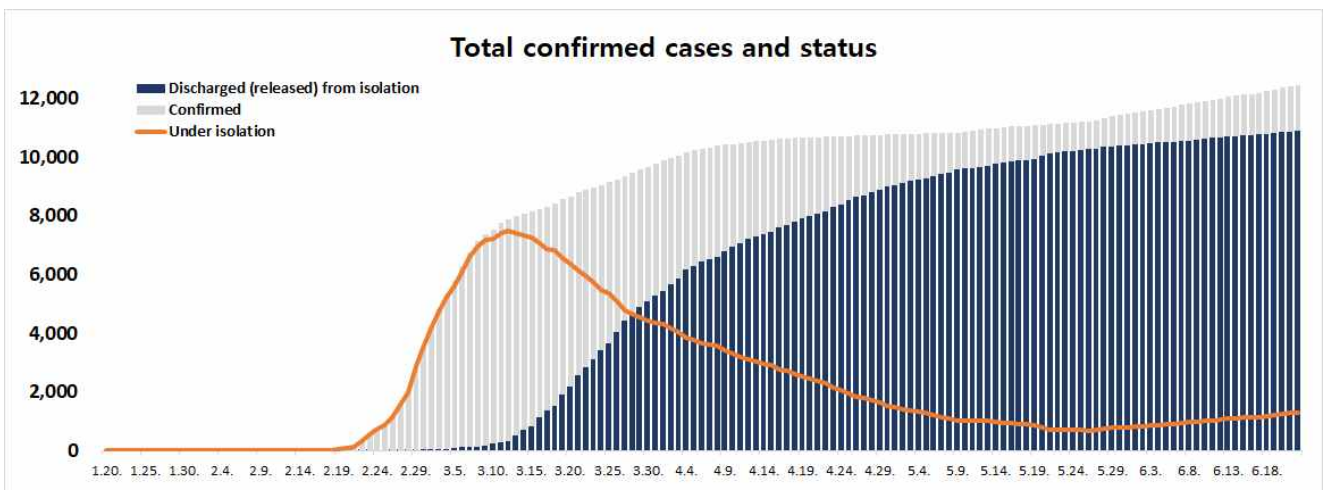
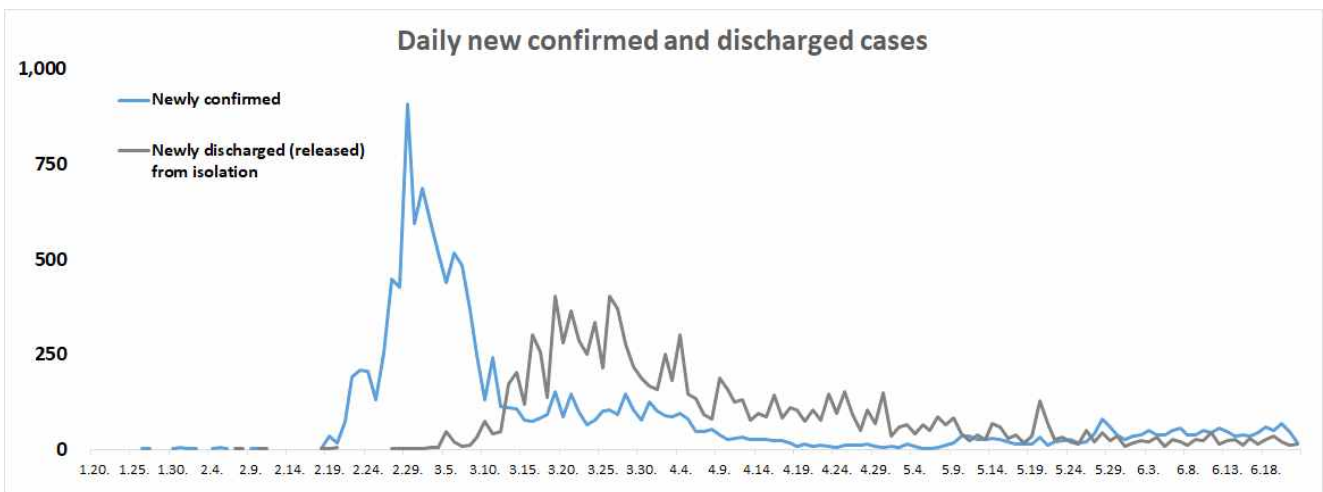
Korea Centers for Disease Control & Prevention

Updates on COVID-19 in Republic of Korea

22 June 2020

- As of 0:00, 22 June 2020, the total number of confirmed cases is 12,438 (including 1,441 imported cases), of which 10,881 cases have been discharged from isolation. Newly confirmed cases are 17 in total.

Period (since 3 Jan)	Total	Tested positive (PCR)				Testing in progress	Tested negative (PCR)
		Confirmed	Discharged from isolation	Under isolation	Deceased		
As of 0:00 21 June (Sun)	1,176,463	12,421	10,868	1,273	280	20,071	1,143,971
As of 0:00 22 June (Mon)	1,182,066	12,438	10,881	1,277	280	19,403	1,150,225
Difference	(+)5,603	(+)17	(+)13	(+)4	-	(-)668	(+)6,254





KCDC

Korea Centers for Disease Control & Prevention

Updates on COVID-19 in Republic of Korea

22 June 2020

○ Regional distribution of total confirmed cases:

	Total	City							
		Seoul	Busan	Daegu	Incheon	Gwangju	Daejeon	Ulsan	Sejong
Isolated	1,277	485	5	30	159	1	37	4	2
Discharged	10,881	733	142	6,681	169	32	44	48	47
Deceased	280	6	3	189	1	0	1	1	0
Subtotal	12,438	1,224	150	6,900	329	33	82	53	49
New (Difference)	17	5	0	1	1	0	0	0	0

	Total	Province									Other
		Gyeonggi	Gangwon	Chungbuk	Chungnam	Jeonbuk	Jeonnam	Gyeongbuk	Gyeongnam	Jeju	
Isolated	348	7	5	17	4	2	11	9	4	147	
Discharged	753	52	56	144	20	18	1,320	124	15	483	
Deceased	22	3	0	0	0	0	54	0	0	0	
Subtotal	1,123	62	61	161	24	20	1,385	133	19	630	
New (Difference)	6	0	0	2	1	0	1	0	0	0	

○ Case distribution by region:

Region	# of cases	(%)	Incidence rate (per 0.1M)	Region	# of cases	(%)	Incidence rate (per 0.1M)
Seoul	1,224	(9.84)	12.58	Gyeonggi	1,123	(8.99)	8.48
Busan	150	(1.21)	4.40	Gangwon	62	(0.50)	4.02
Daegu	6,900	(55.54)	283.19	Chungbuk	61	(0.49)	3.81
Incheon	329	(2.64)	11.13	Chungnam	161	(1.28)	7.59
Gwangju	33	(0.27)	2.27	Jeonbuk	24	(0.19)	1.32
Daejeon	82	(0.66)	5.56	Jeonnam	20	(0.16)	1.07
Ulsan	53	(0.43)	4.62	Gyeongbuk	1,385	(11.14)	52.02
Sejong	49	(0.39)	14.31	Gyeongnam	133	(1.07)	3.96
Border Screening	630	(5.07)	-	Jeju	19	(0.15)	2.83
Total				12,438 (100) 23.99			



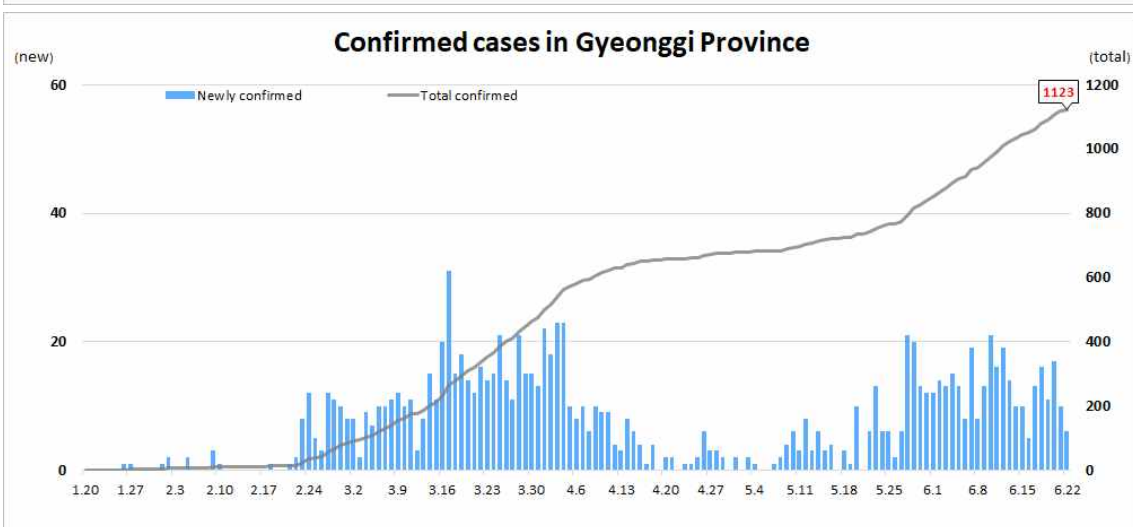
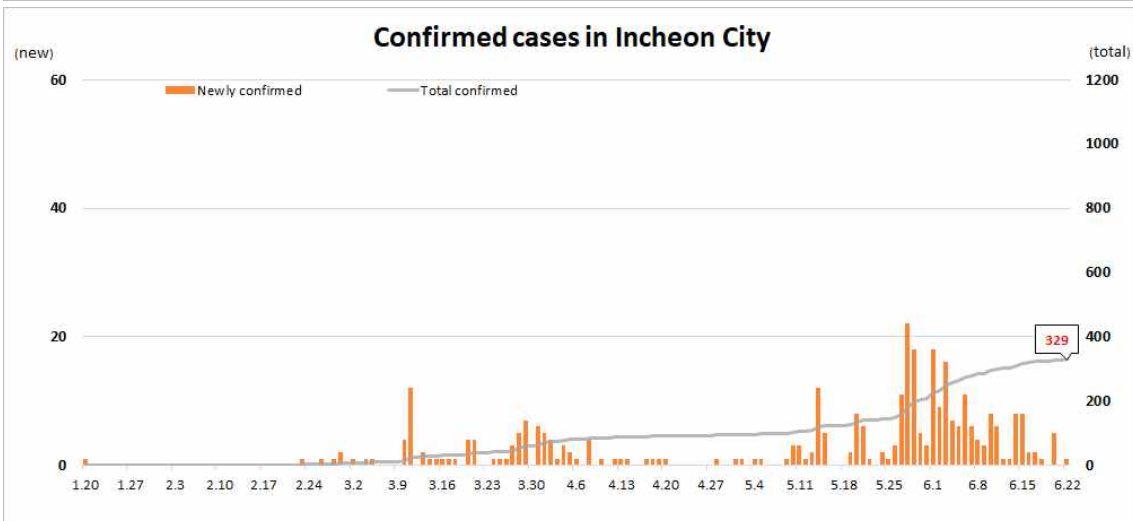
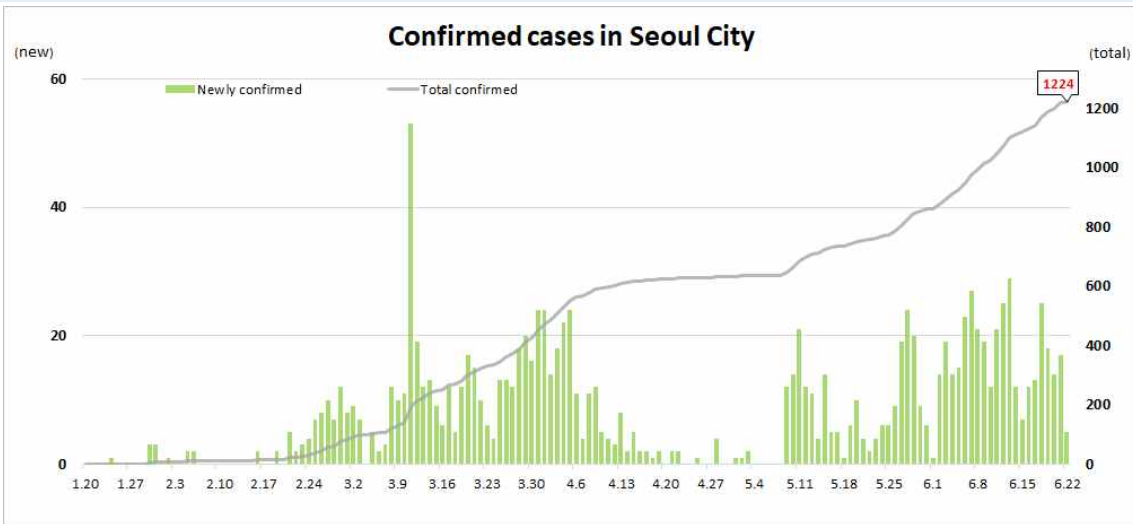
KCDC

Korea Centers for Disease Control & Prevention

Updates on COVID-19 in Republic of Korea

22 June 2020

DAILY NEW AND TOTAL CASES IN SEOUL/INCHEON/GYEONGGI REGIONS





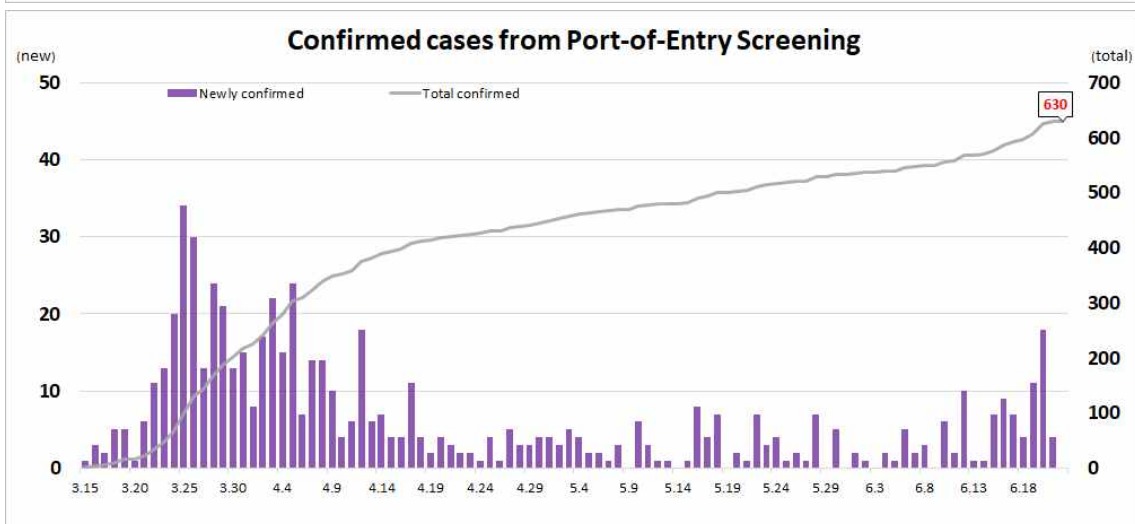
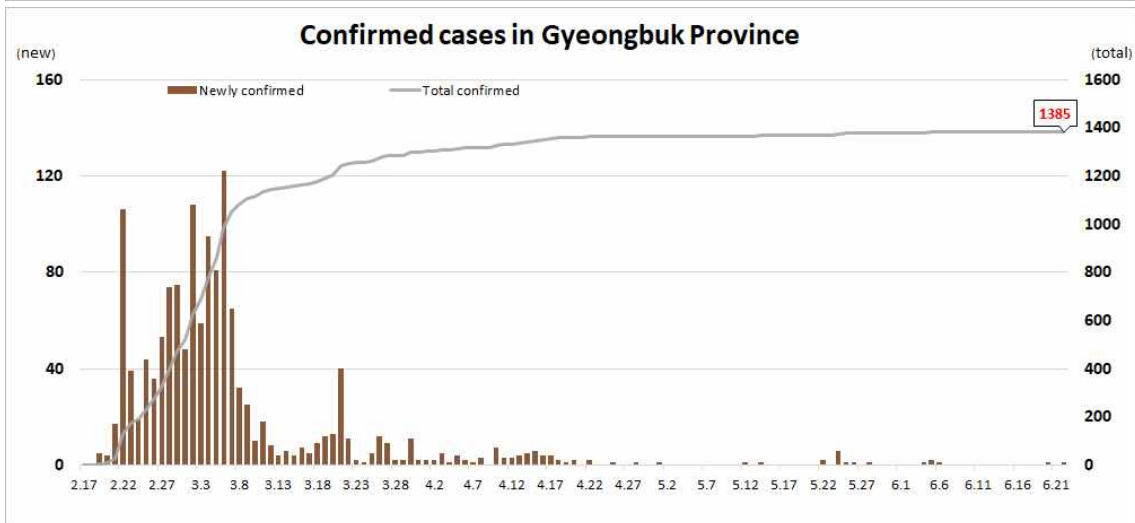
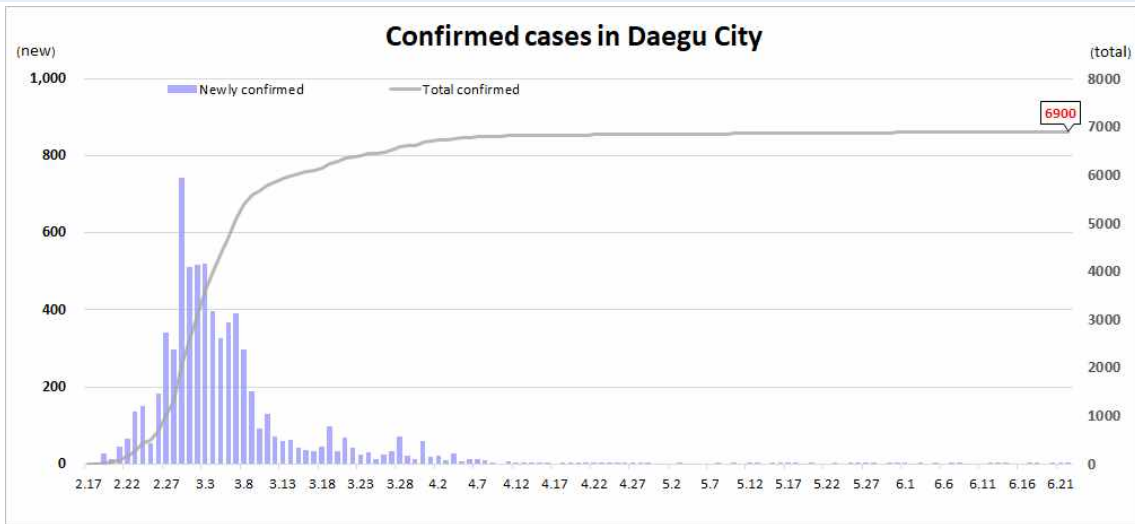
KCDC

Korea Centers for Disease Control & Prevention

Updates on COVID-19 in Republic of Korea

22 June 2020

DAILY NEW AND TOTAL CASES IN DAEGU / GYEONGBUK / BORDER SCREENING





KCDC

Korea Centers for Disease Control & Prevention

Updates on COVID-19 in Republic of Korea

22 June 2020

○ Distribution by gender and age group:

		Confirmed Cases (%)	Deaths (%)	Fatality rate (%)
Total		12,438 (100)	280 (100)	2.25
Sex	Male	5,279 (42.44)	150 (53.57)	2.84
	Female	7,159 (57.56)	130 (46.43)	1.82
Age	80 and above	548 (4.41)	139 (49.64)	25.36
	70-79	830 (6.67)	81 (28.93)	9.76
	60-69	1,610 (12.94)	40 (14.29)	2.48
	50-59	2,235 (17.97)	15 (5.36)	0.67
	40-49	1,624 (13.06)	3 (1.07)	0.18
	30-39	1,420 (11.42)	2 (0.71)	0.14
	20-29	3,302 (26.55)	0 (0.00)	-
	10-19	692 (5.56)	0 (0.00)	-
	0-9	177 (1.42)	0 (0.00)	-

INCIDENCE RATE BY AGE GROUP (PER 100,000)



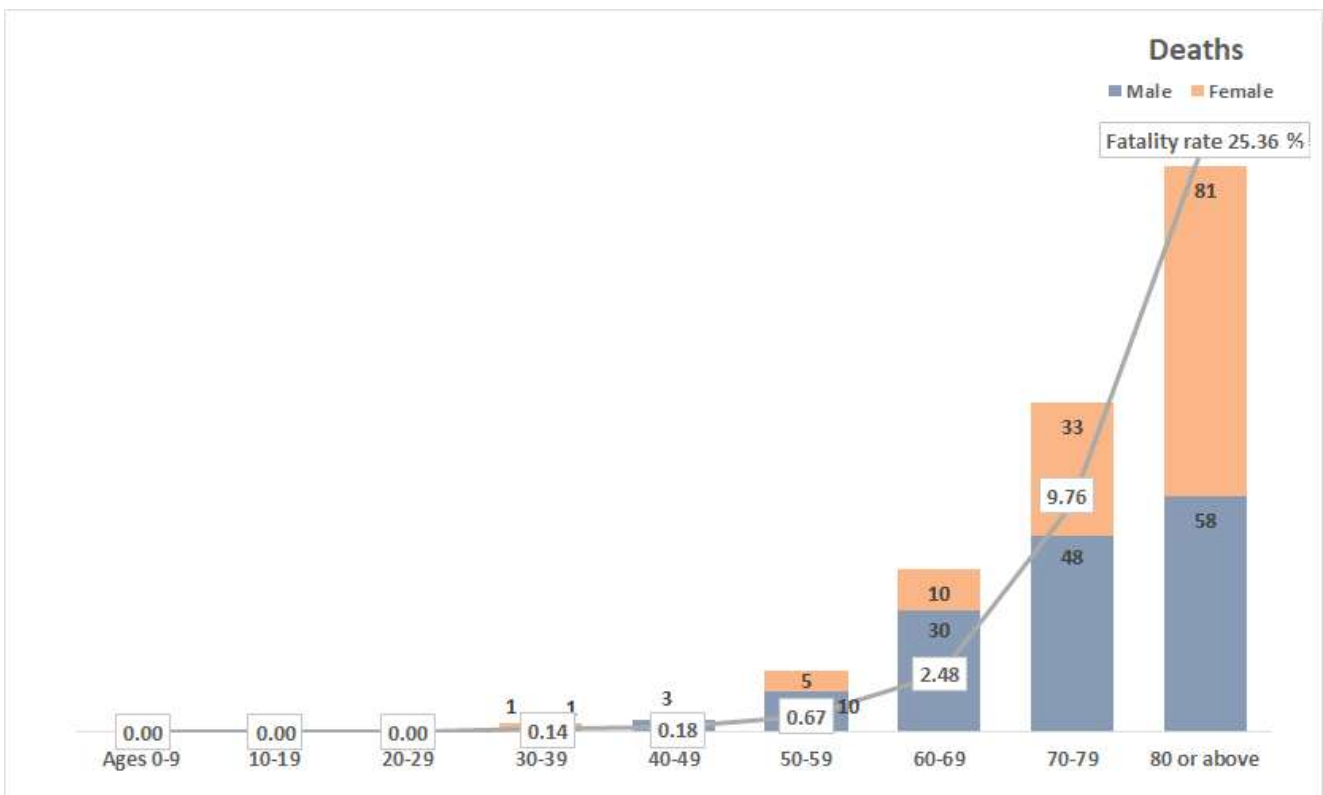
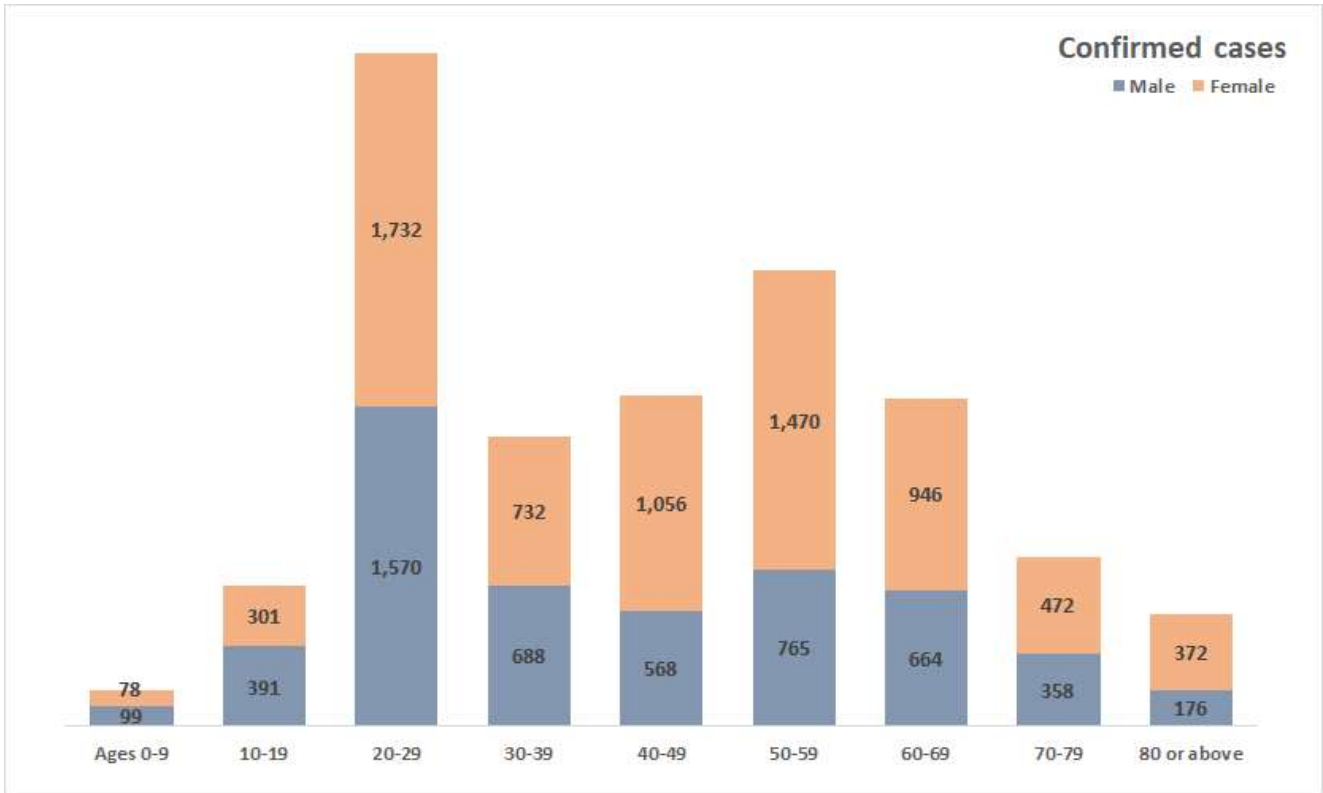


KCDC

Korea Centers for Disease Control & Prevention

Updates on COVID-19 in Republic of Korea

22 June 2020





KCDC

Korea Centers for Disease Control & Prevention

Updates on COVID-19 in Republic of Korea

22 June 2020

IMPORTED CASES

