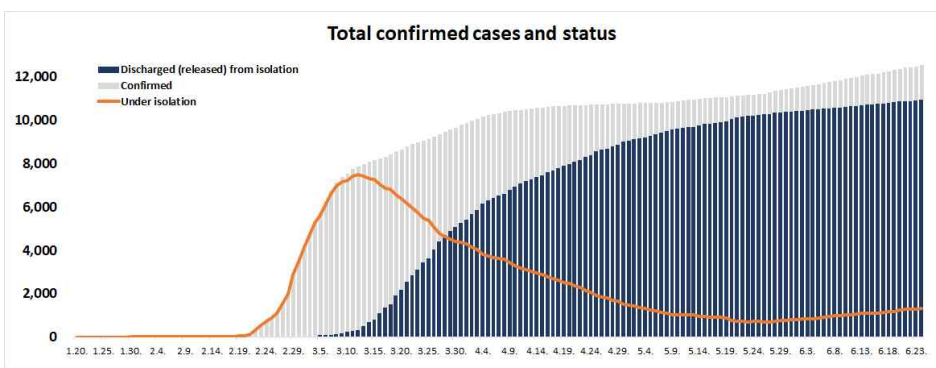
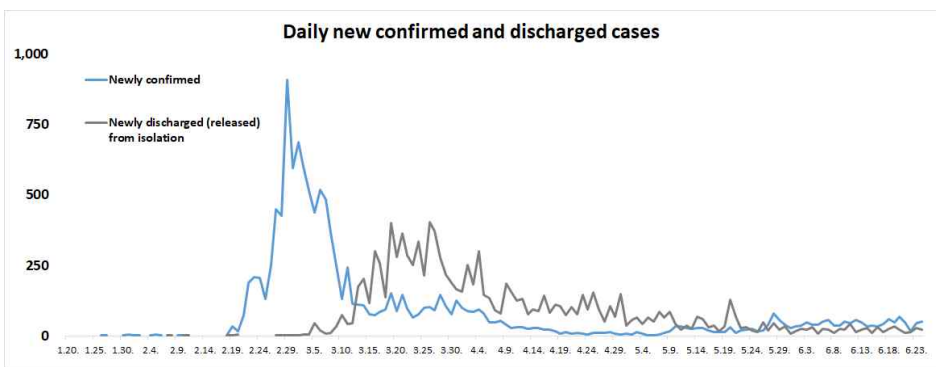




○ As of 0:00, 24 June 2020, the total number of confirmed cases is 12,535 (including 1,491 imported cases), of which 10,930 cases have been discharged from isolation. Newly confirmed cases are 51 in total.

Period (since 3 Jan)	Total	Tested positive (PCR)				Testing in progress	Tested negative (PCR)
		Confirmed	Discharged from isolation	Under isolation	Deceased		
As of 0:00 23 June (Tues)	1,196,012	12,484	10,908	1,295	281	22,278	1,161,250
As of 0:00 24 June (Wed)	1,208,597	12,535	10,930	1,324	281	20,245	1,175,817
<b>Difference</b>	(+)12,585	(+)51	(+)22	(+)29	-	(-)2,033	(+)14,567



○ Regional distribution of total confirmed cases:

	Total	City								
		Seoul	Busan	Daegu	Incheon	Gwangju	Daejeon	Ulsan	Sejong	
Isolated	1,324	488	7	27	158	1	49	6	2	
Discharged	10,930	747	142	6,687	174	32	44	48	47	
Deceased	281	6	3	189	1	0	1	1	0	
<b>Subtotal</b>	<b>12,535</b>	<b>1,241</b>	<b>152</b>	<b>6,903</b>	<b>333</b>	<b>33</b>	<b>94</b>	<b>55</b>	<b>49</b>	
New (Difference)	51	11	2	2	3	0	8	2	0	

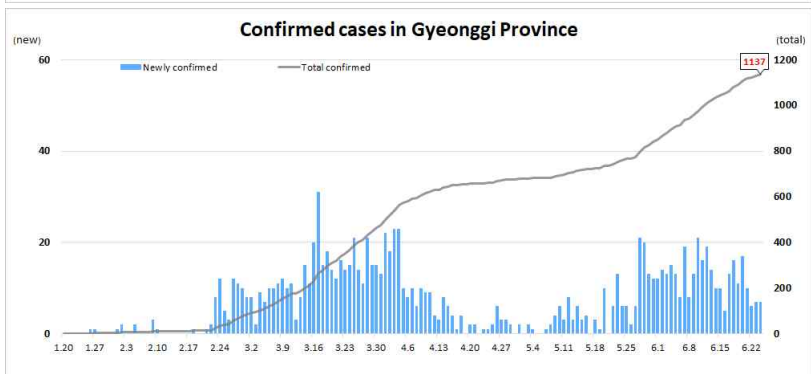
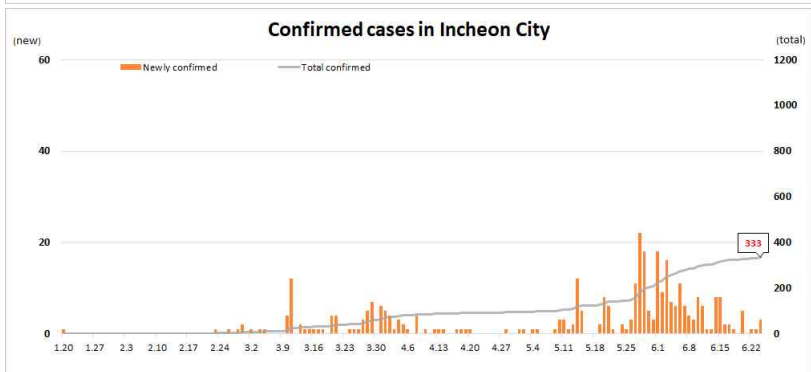
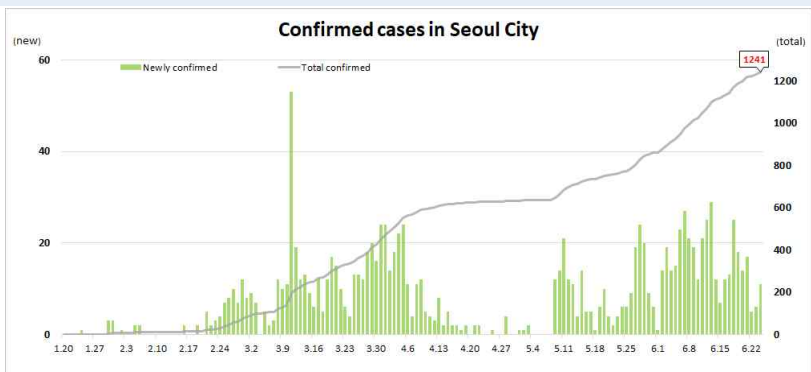
	Province	Province								Other
		Gyeonggi	Gangwon	Chung-buk	Chung-nam	Jeon-buk	Jeon-nam	Gyeong-buk	Gyeong-nam	
Isolated	353	8	6	16	5	2	11	9	4	172
Discharged	761	52	56	146	20	18	1,321	124	15	496
Deceased	23	3	0	0	0	0	54	0	0	0
<b>Subtotal</b>	<b>1,137</b>	<b>63</b>	<b>62</b>	<b>162</b>	<b>25</b>	<b>20</b>	<b>1,386</b>	<b>133</b>	<b>19</b>	<b>668</b>
New (Difference)	7	1	0	1	1	0	1	0	0	12

○ Case distribution by region:

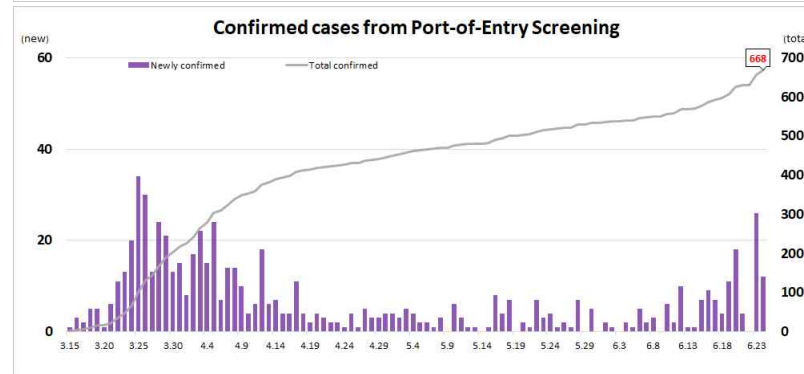
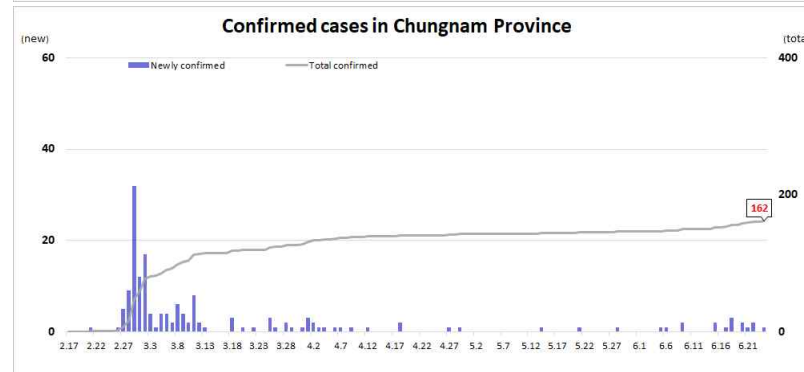
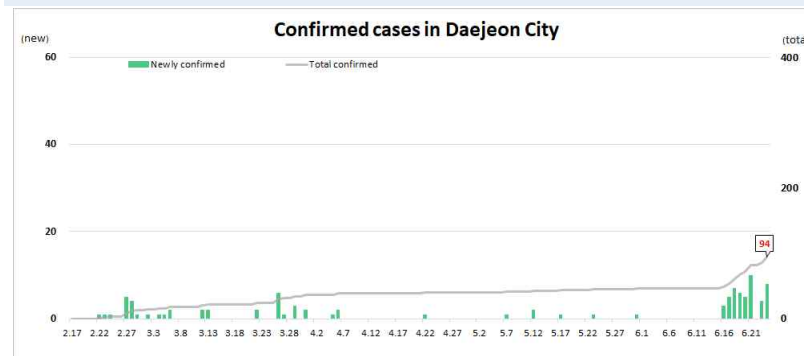
Region	# of cases	(%)	Incidence rate (per 0.1M)	Region	# of cases	(%)	Incidence rate (per 0.1M)
Seoul	1,241	(9.90)	12.75	Gyeonggi	1,137	(9.07)	8.58
Busan	152	(1.21)	4.46	Gangwon	63	(0.50)	4.09
Daegu	6,903	(55.07)	283.32	Chungbuk	62	(0.49)	3.88
Incheon	333	(2.66)	11.26	Chungnam	162	(1.29)	7.63
Gwangju	33	(0.26)	2.27	Jeonbuk	25	(0.20)	1.38
Daejeon	94	(0.75)	6.38	Jeonnam	20	(0.16)	1.07
Ulsan	55	(0.44)	4.79	Gyeongbuk	1,386	(11.06)	52.06
Sejong	49	(0.39)	14.31	Gyeongnam	133	(1.06)	3.96
Border Screening	668	(5.33)	-	Jeju	19	(0.15)	2.83
<b>Total</b>	<b>12,535</b>	<b>(100)</b>	<b>24.18</b>				



## DAILY NEW AND TOTAL CASES IN SEOUL/INCHEON/GYEONGGI REGIONS



## DAILY NEW AND TOTAL CASES IN DAEJEON / CHUNGNAM / BORDER SCREENING





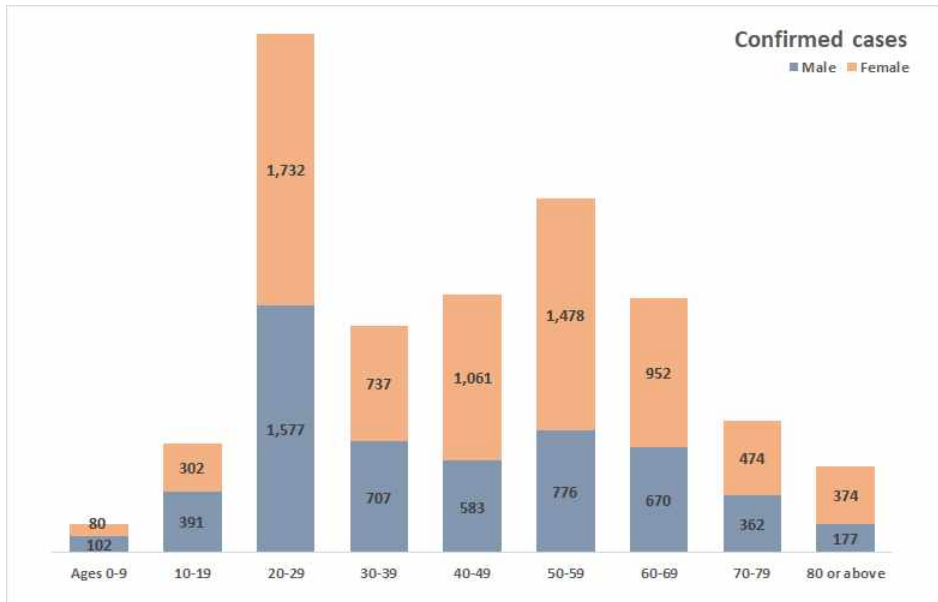
# Updates on COVID-19 in Republic of Korea

24 June 2020

KCDC  
Korea Centers for Disease Control & Prevention

## ○ Distribution by gender and age group:

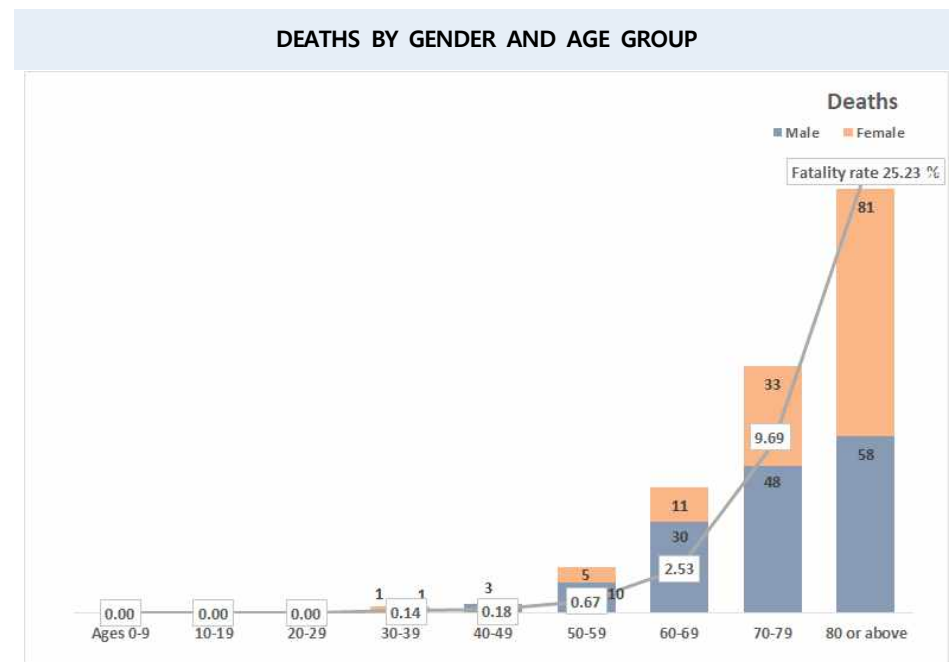
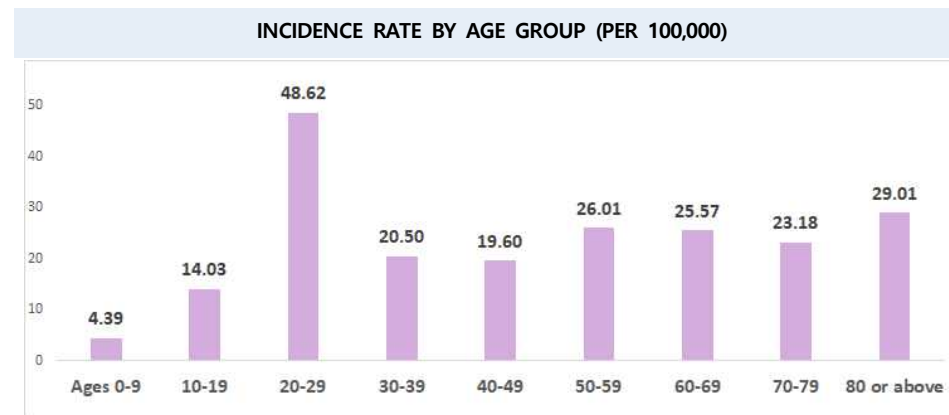
		Confirmed Cases (%)	Deaths (%)	Fatality rate (%)
Total		12,535 (100)	281 (100)	2.24
Sex	Male	5,345 (42.64)	150 (53.38)	2.81
	Female	7,190 (57.36)	131 (46.62)	1.82
Age	80 and above	551 (4.40)	139 (49.47)	25.23
	70-79	836 (6.67)	81 (28.83)	9.69
	60-69	1,622 (12.94)	41 (14.59)	2.53
	50-59	2,254 (17.98)	15 (5.34)	0.67
	40-49	1,644 (13.12)	3 (1.07)	0.18
	30-39	1,444 (11.52)	2 (0.71)	0.14
	20-29	3,309 (26.40)	0 (0.00)	-
	10-19	693 (5.53)	0 (0.00)	-
	0-9	182 (1.45)	0 (0.00)	-



# Updates on COVID-19 in Republic of Korea

24 June 2020

KCDC  
Korea Centers for Disease Control & Prevention





KCDC

Korea Centers for Disease Control & Prevention

# Updates on COVID-19 in Republic of Korea

24 June 2020

## IMPORTED CASES

