



KCDC

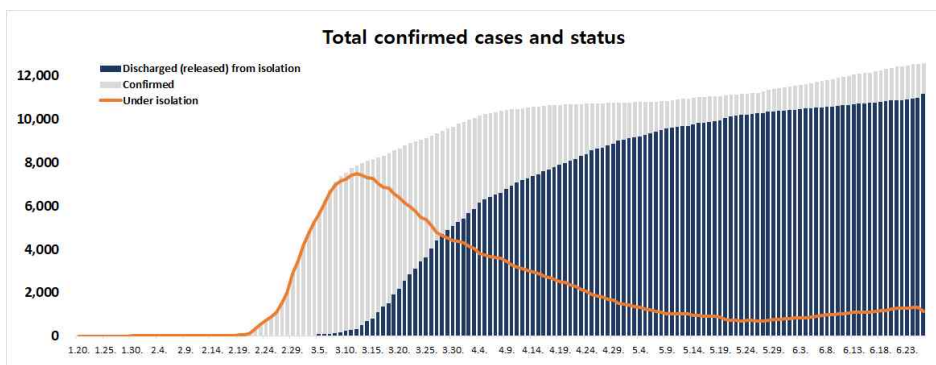
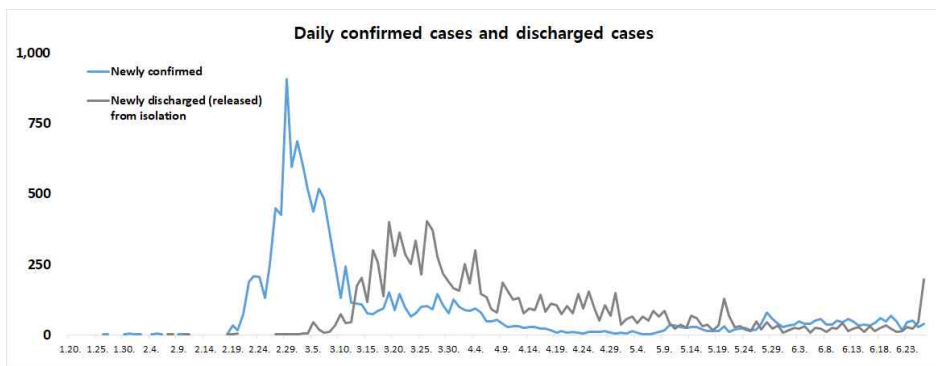
Korea Centers for Disease Control & Prevention

# The Updates of COVID-19 in Republic of Korea

26 June 2020

○ As of 0:00, 26 June 2020, the total number of confirmed cases is 12,602, of which 11,172 cases have been discharged from isolation. Newly confirmed cases are 39 in total.

Period (since 3 Jan)	Total	Tested positive (PCR)				Testing in progress	Tested negative (PCR)
		Confirmed	Discharged from isolation	Under isolation	Deceased		
As of 0:00 25 June (Thurs)	1,220,478	12,563	10,974	1,307	282	18,900	1,189,015
As of 0:00 26 June (Fri)	1,232,315	12,602	11,172	1,148	282	18,828	1,200,885
Difference	(+)11,837	(+)39	(+)198	(-)159	-	(-)72	(+)11,870



KCDC

Korea Centers for Disease Control & Prevention

# The Updates of COVID-19 in Republic of Korea

26 June 2020

○ Regional distribution of total confirmed cases:

	Total	City								
		Seoul	Busan	Daegu	Incheon	Gwangju	Daejeon	Ulsan	Sejong	
Isolated	1,148	417	7	19	104	1	57	5	2	
Discharged	11,172	843	142	6,695	231	32	44	49	47	
Deceased	282	7	3	189	1	0	1	1	0	
<b>Subtotal</b>	<b>12,602</b>	<b>1,267</b>	<b>152</b>	<b>6,903</b>	<b>336</b>	<b>33</b>	<b>102</b>	<b>55</b>	<b>49</b>	
New (Difference)	39	17	0	0	2	0	4	0	0	

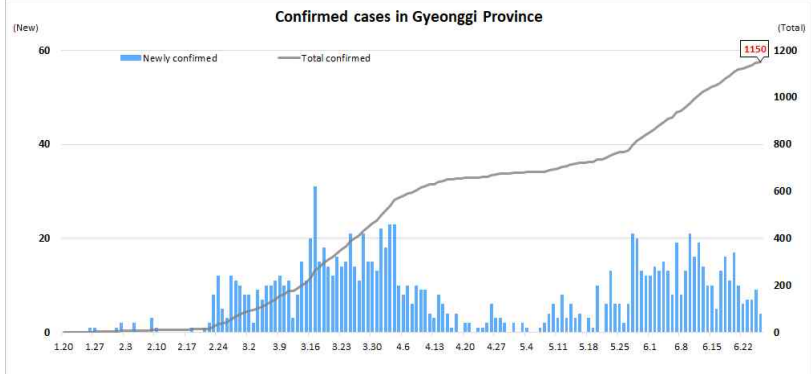
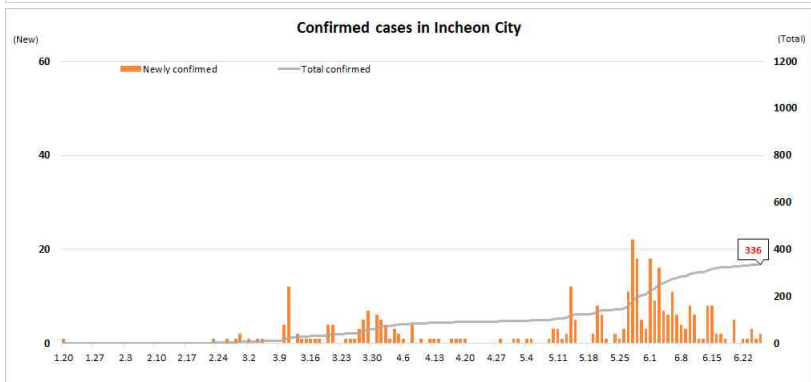
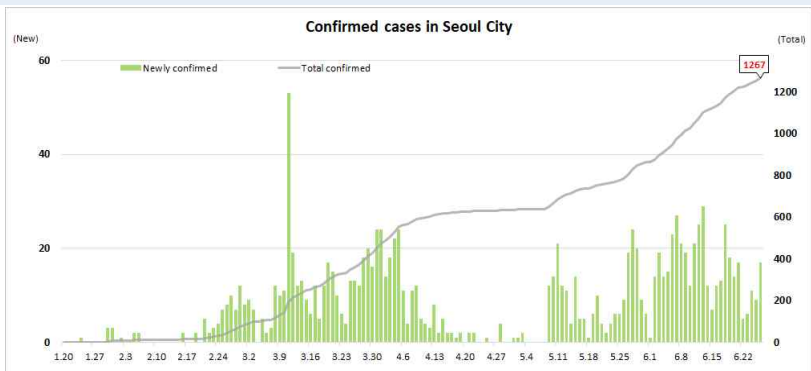
	Province	Other								
		Gyeonggi	Gangwon	Chungbuk	Chungnam	Jeonbuk	Jeonnam	Gyeongbuk	Gyeongnam	Jeju
Isolated	313	9	2	18	5	2	6	8	3	170
Discharged	814	52	60	148	20	18	1,327	125	16	509
Deceased	23	3	0	0	0	0	54	0	0	0
<b>Subtotal</b>	<b>1,150</b>	<b>64</b>	<b>62</b>	<b>166</b>	<b>25</b>	<b>20</b>	<b>1,387</b>	<b>133</b>	<b>19</b>	<b>679</b>
New (Difference)	4	1	0	3	0	0	1	0	0	7

○ Case distribution by region:

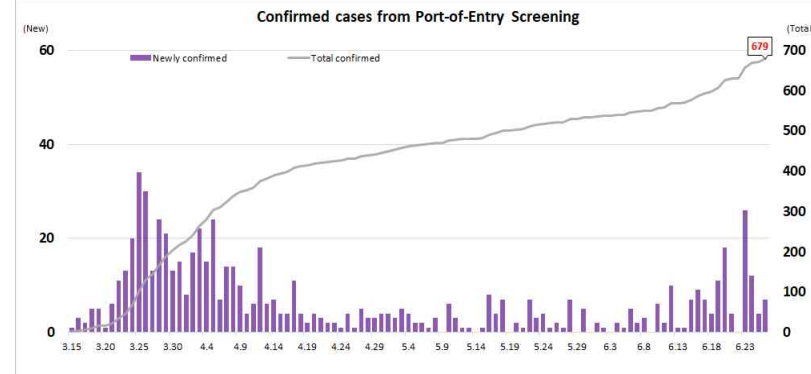
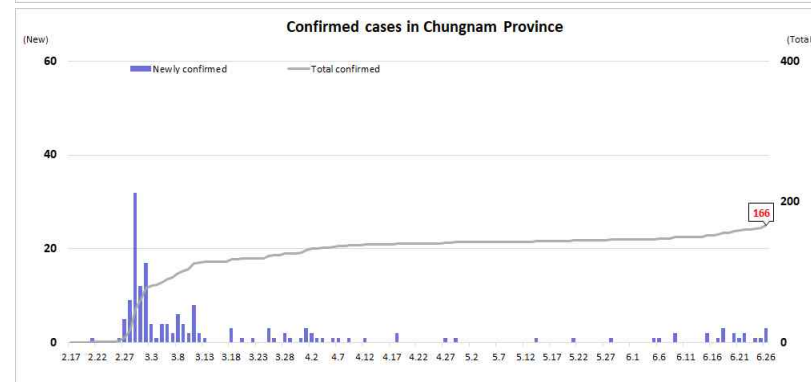
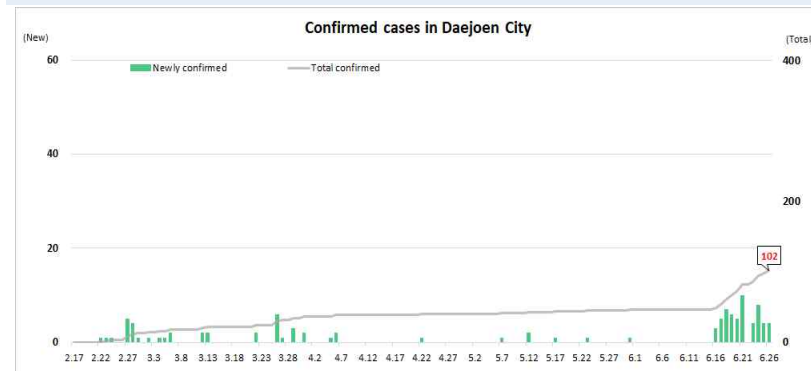
Region	# of cases	(%)	Incidence rate (per 0.1M)	Region	# of cases	(%)	Incidence rate (per 0.1M)
Seoul	1,267	(10.05)	13.02	Gyeonggi	1,150	(9.13)	8.68
Busan	152	(1.21)	4.46	Gangwon	64	(0.51)	4.15
Daegu	6,903	(54.78)	283.32	Chungbuk	62	(0.49)	3.88
Incheon	336	(2.67)	11.37	Chungnam	166	(1.32)	7.82
Gwangju	33	(0.26)	2.27	Jeonbuk	25	(0.20)	1.38
Daejeon	102	(0.81)	6.92	Jeonnam	20	(0.16)	1.07
Ulsan	55	(0.44)	4.79	Gyeongbuk	1,387	(11.01)	52.09
Sejong	49	(0.39)	14.31	Gyeongnam	133	(1.06)	3.96
Border Screening	679	(5.39)	-	Jeju	19	(0.15)	2.83
<b>Total</b>	<b>12,602</b>	<b>(100)</b>	<b>24.31</b>				



## DAILY NEW AND TOTAL CASES IN SEOUL/INCHEON/GYEONGGI REGIONS



## DAILY NEW AND TOTAL CASES IN DAEJEON / CHUNGNAM / BORDER SCREENING



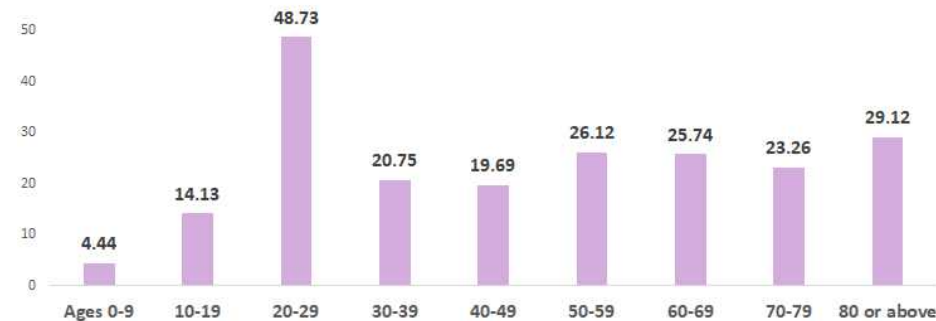


○ Distribution by gender and age group:

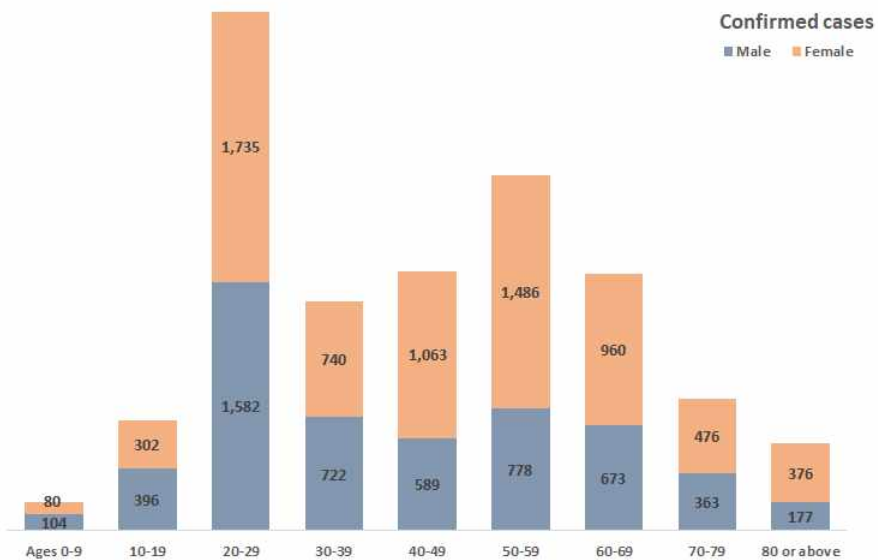
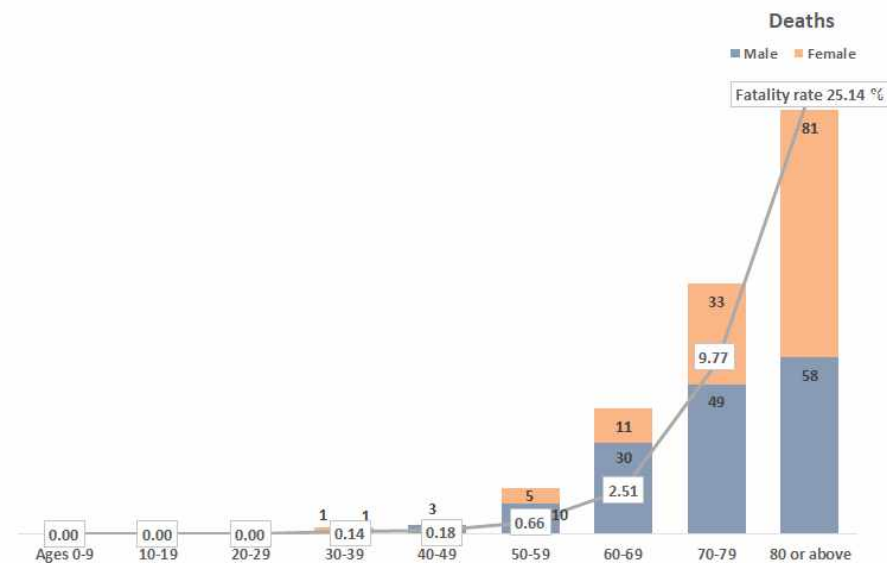
		Confirmed Cases (%)	Deaths (%)	Fatality rate (%)
Total		12,602 (100)	282 (100)	2.24
Sex	Male	5,384 (42.72)	151 (53.55)	2.80
	Female	7,218 (57.28)	131 (46.45)	1.81
Age	80 and above	553 (4.39)	139 (49.29)	25.14
	70-79	839 (6.66)	82 (29.08)	9.77
	60-69	1,633 (12.96)	41 (14.54)	2.51
	50-59	2,264 (17.97)	15 (5.32)	0.66
	40-49	1,651 (13.10)	3 (1.06)	0.18
	30-39	1,463 (11.61)	2 (0.71)	0.14
	20-29	3,317 (26.32)	0 (0.00)	-
	10-19	698 (5.54)	0 (0.00)	-
	0-9	184 (1.46)	0 (0.00)	-



INCIDENCE RATE BY AGE GROUP (PER 100,000)



DEATHS BY GENDER AND AGE GROUP





KCDC

Korea Centers for Disease Control & Prevention

# The Updates of COVID-19 in Republic of Korea

26 June 2020

## IMPORTED CASES

