



KCDC

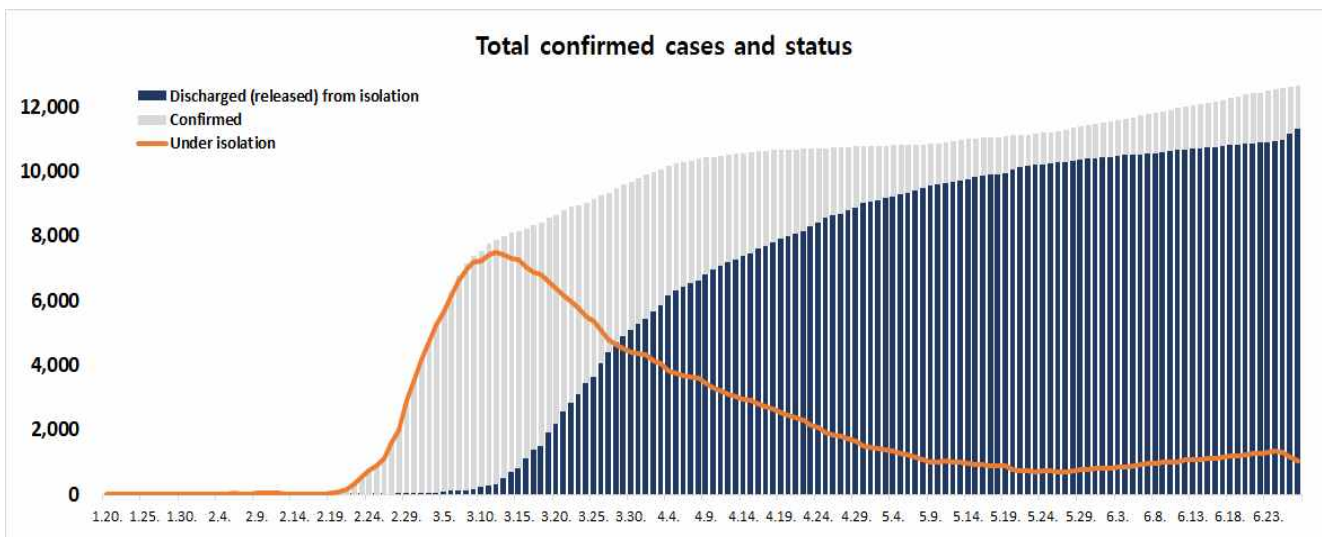
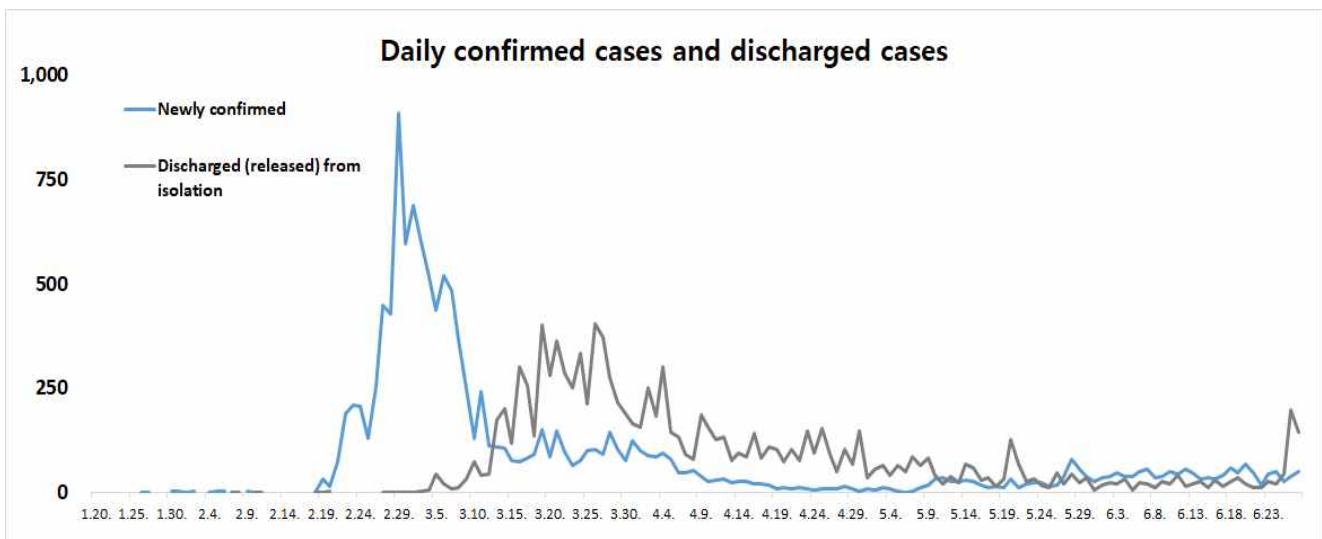
Korea Centers for Disease Control & Prevention

The Updates of COVID-19 in Republic of Korea

27 June 2020

- As of 0:00, 27 June 2020, the total number of confirmed cases is 12,653, of which 11,317 cases have been discharged from isolation. Newly confirmed cases are 51 (31 community transmission, 20 imported cases) in total.

Period (since 3 Jan)	Total	Tested positive (PCR)				Testing in progress	Tested negative (PCR)
		Confirmed	Discharged from isolation	Under isolation	Deceased		
As of 0:00 26 June (Fri)	1,232,315	12,602	11,172	1,148	282	18,828	1,200,885
As of 0:00 27 June (Sat)	1,243,780	12,653	11,317	1,054	282	19,866	1,211,261
Difference	(+)11,465	(+)51	(+)145	(-)94	-	(+)1,038	(+)10,376





KCDC

Korea Centers for Disease Control & Prevention

The Updates of COVID-19 in Republic of Korea

27 June 2020

○ Regional distribution of total confirmed cases:

	Total	City							
		Seoul	Busan	Daegu	Incheon	Gwangju	Daejeon	Ulsan	Sejong
Isolated	1,054	366	7	15	85	1	59	4	2
Discharged	11,317	911	142	6,700	250	32	44	50	47
Deceased	282	7	3	189	2	0	1	1	0
Subtotal	12,653	1,284	152	6,904	337	33	104	55	49
New (Difference)	51	17	0	1	1	0	2	0	0

	Total	Province								
		Gyeonggi	Gangwon	Chungbuk	Chungnam	Jeonbuk	Jeonnam	Gyeongbuk	Gyeongnam	Jeju
Isolated	287	9	3	18	6	1	5	5	3	178
Discharged	858	52	60	148	20	19	1,328	128	16	512
Deceased	22	3	0	0	0	0	54	0	0	0
Subtotal	1,167	64	63	166	26	20	1,387	133	19	690
New (Difference)	17	0	1	0	1	0	0	0	0	11

○ Case distribution by region:

Region	# of cases	(%)	Incidence rate (per 0.1M)	Region	# of cases	(%)	Incidence rate (per 0.1M)
Seoul	1,284	(10.15)	13.19	Gyeonggi	1,167	(9.22)	8.81
Busan	152	(1.20)	4.46	Gangwon	64	(0.51)	4.15
Daegu	6,904	(54.56)	283.36	Chungbuk	63	(0.50)	3.94
Incheon	337	(2.66)	11.40	Chungnam	166	(1.31)	7.82
Gwangju	33	(0.26)	2.27	Jeonbuk	26	(0.21)	1.43
Daejeon	104	(0.82)	7.05	Jeonnam	20	(0.16)	1.07
Ulsan	55	(0.43)	4.79	Gyeongbuk	1,387	(10.96)	52.09
Sejong	49	(0.39)	14.31	Gyeongnam	133	(1.05)	3.96
Border Screening	690	(5.45)	-	Jeju	19	(0.15)	2.83
Total				12,653 (100) 24.40			



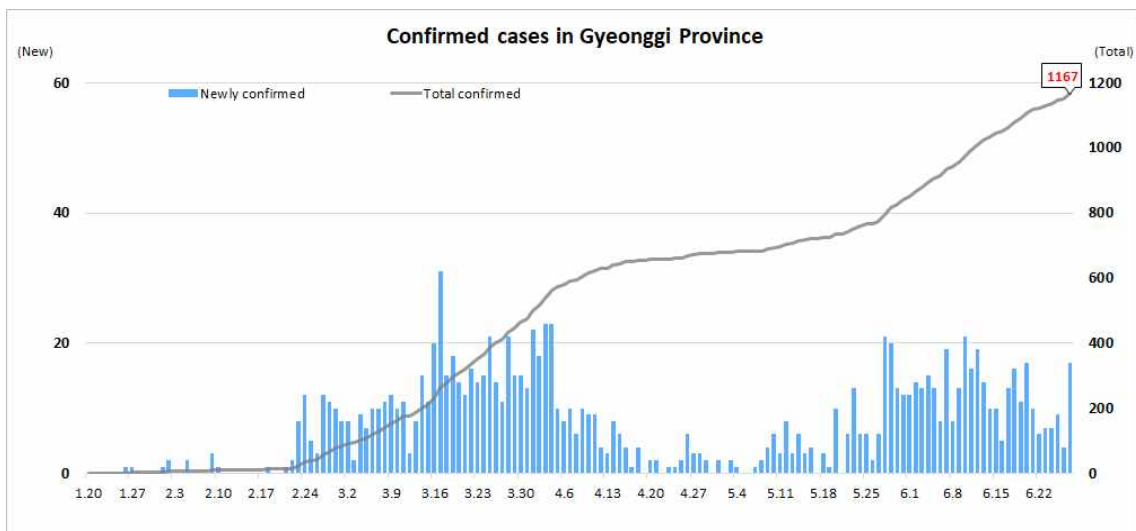
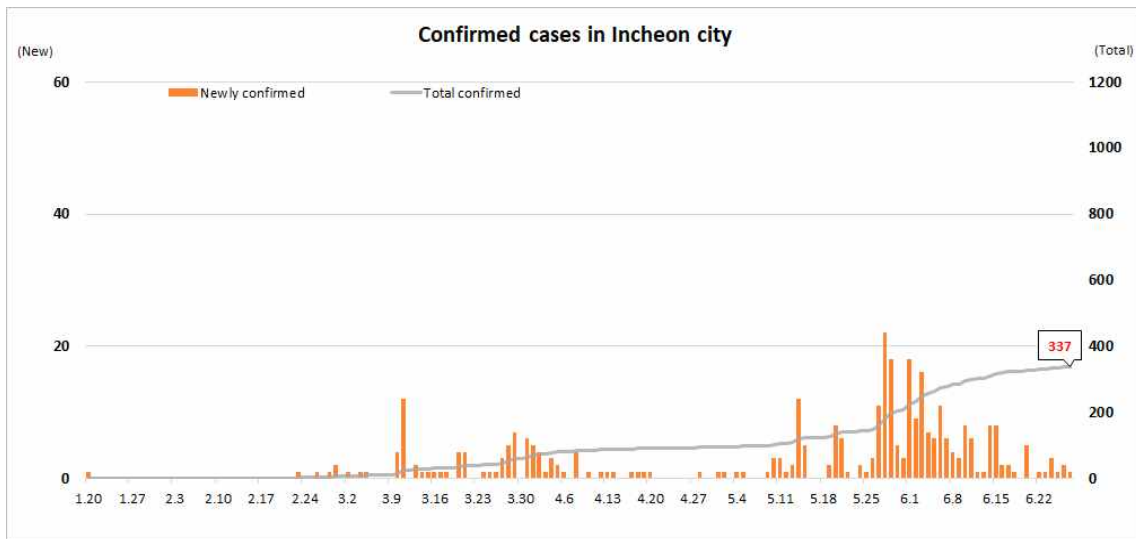
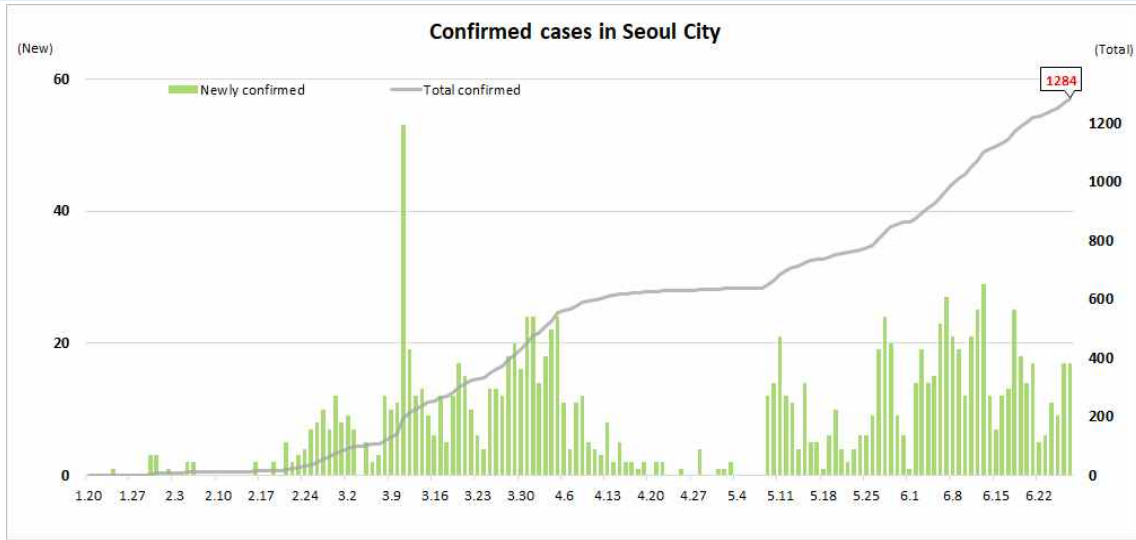
KCDC

Korea Centers for Disease
Control & Prevention

The Updates of COVID-19 in Republic of Korea

27 June 2020

DAILY NEW AND TOTAL CASES IN SEOUL/INCHEON/GYEONGGI REGIONS





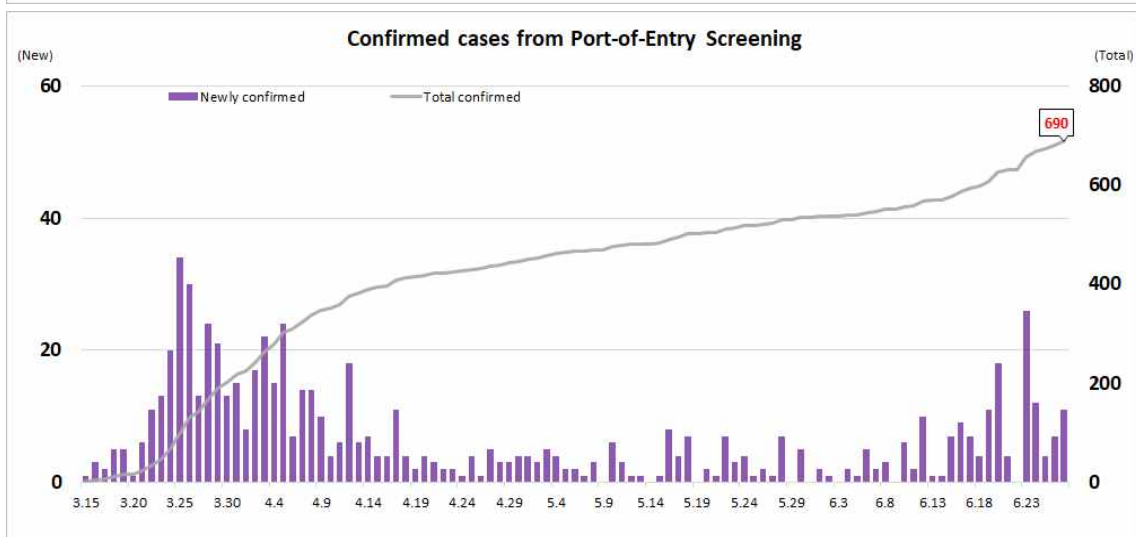
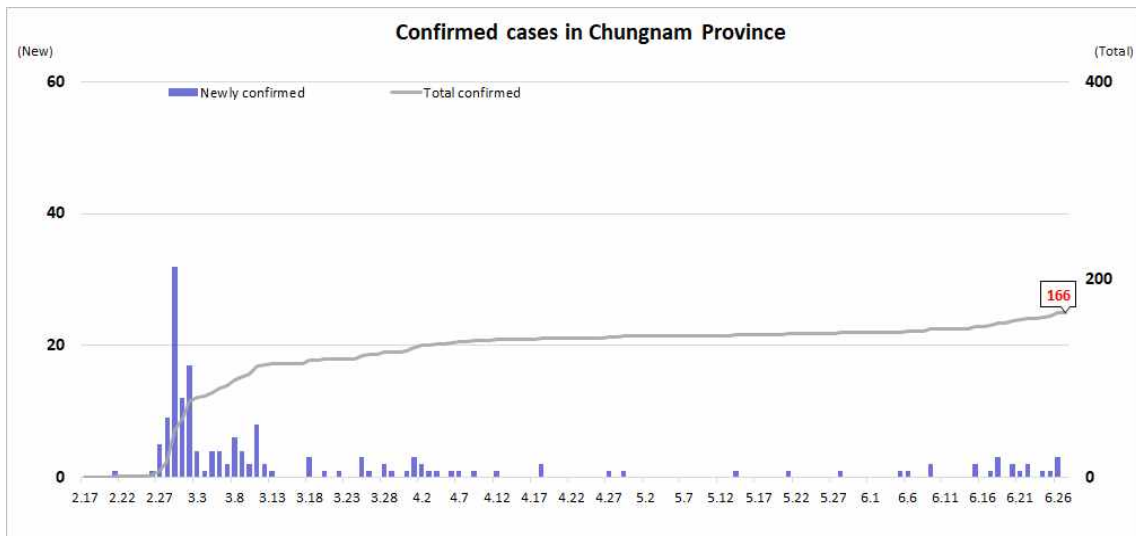
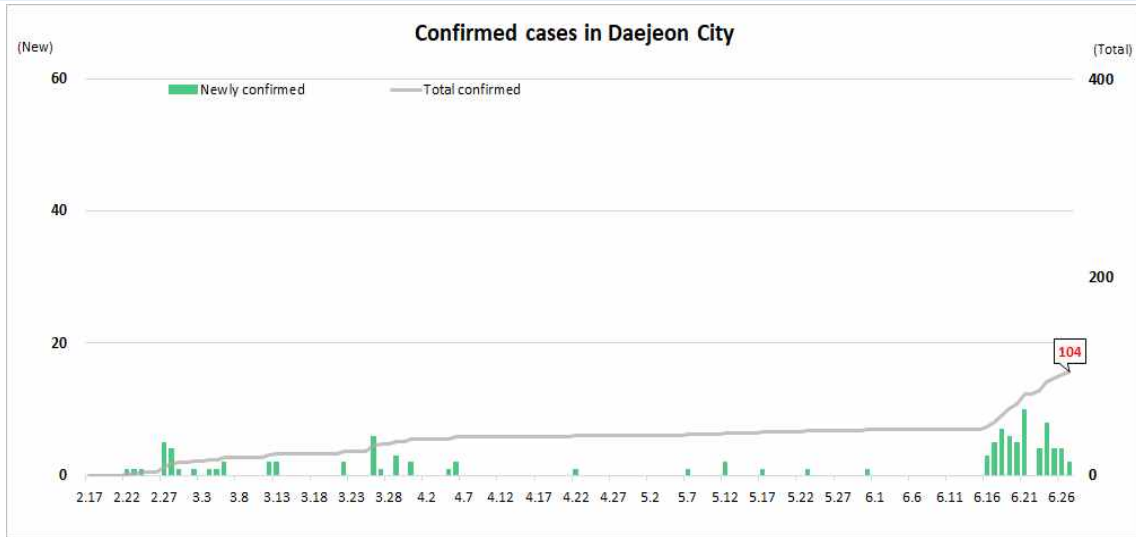
KCDC

Korea Centers for Disease Control & Prevention

The Updates of COVID-19 in Republic of Korea

27 June 2020

DAILY NEW AND TOTAL CASES IN DAEJEON / CHUNGNAM / BORDER SCREENING





KCDC

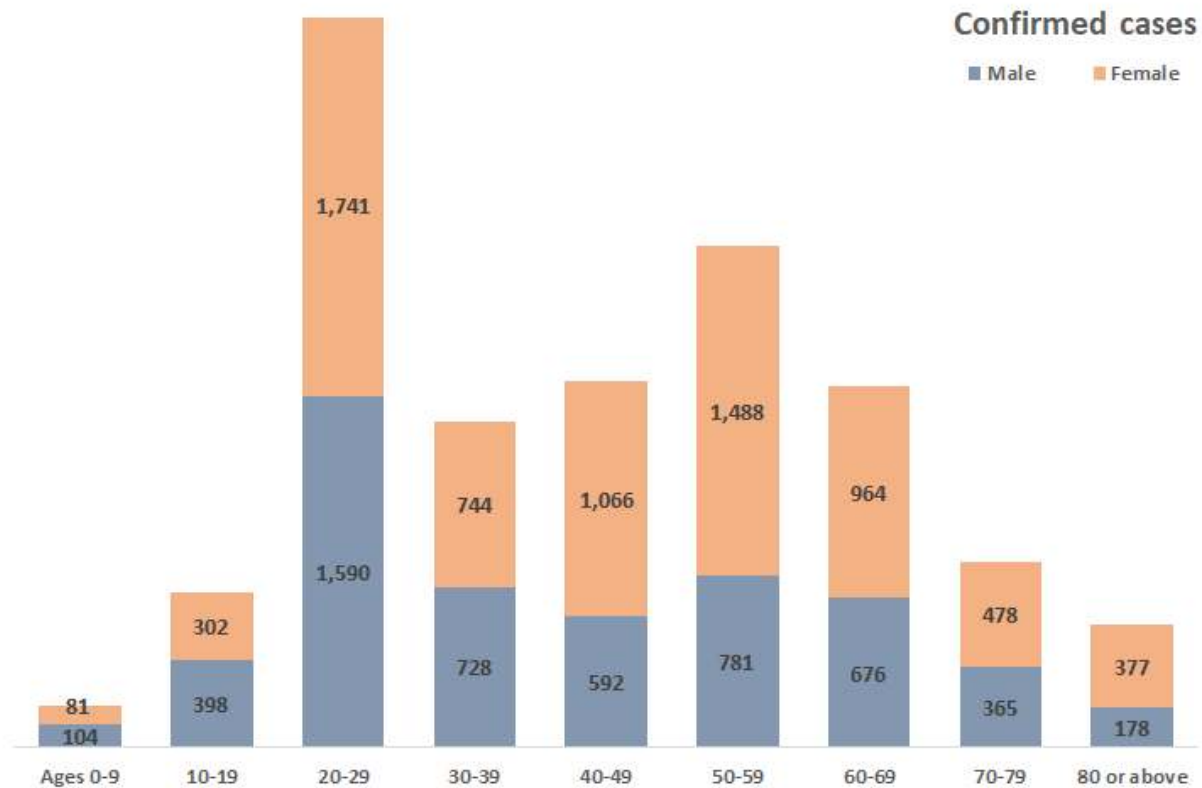
Korea Centers for Disease Control & Prevention

The Updates of COVID-19 in Republic of Korea

27 June 2020

○ Distribution by gender and age group:

		Confirmed Cases (%)	Deaths (%)	Fatality rate (%)
Total		12,653 (100)	282 (100)	2.23
Sex	Male	5,412 (42.77)	151 (53.55)	2.79
	Female	7,241 (57.23)	131 (46.45)	1.81
Age	80 and above	555 (4.39)	139 (49.29)	25.05
	70-79	843 (6.66)	82 (29.08)	9.73
	60-69	1,640 (12.96)	41 (14.54)	2.50
	50-59	2,269 (17.93)	15 (5.32)	0.66
	40-49	1,657 (13.10)	3 (1.06)	0.18
	30-39	1,473 (11.64)	2 (0.71)	0.14
	20-29	3,331 (26.33)	0 (0.00)	-
	10-19	700 (5.53)	0 (0.00)	-
	0-9	185 (1.46)	0 (0.00)	-





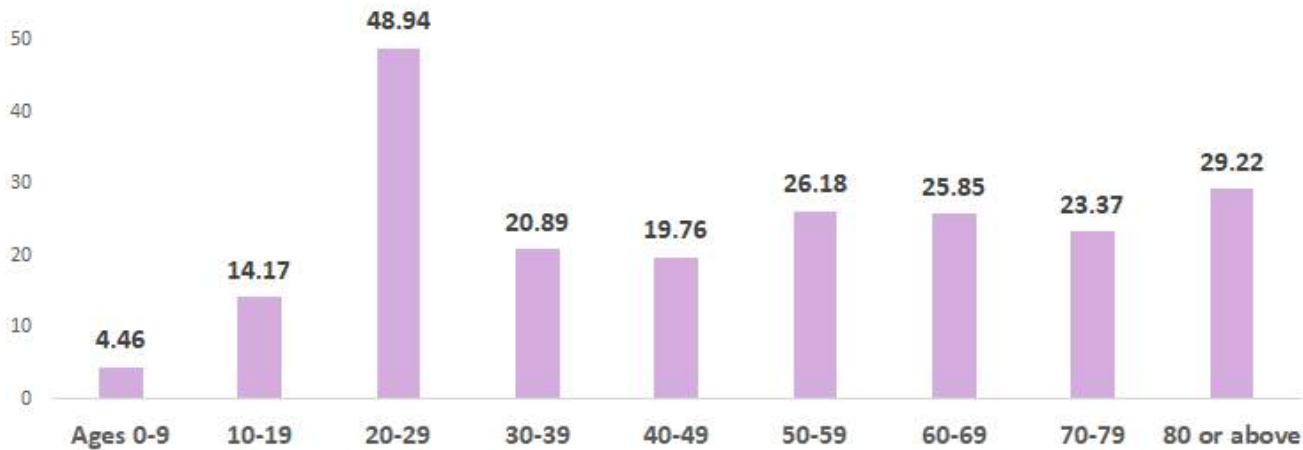
KCDC

Korea Centers for Disease Control & Prevention

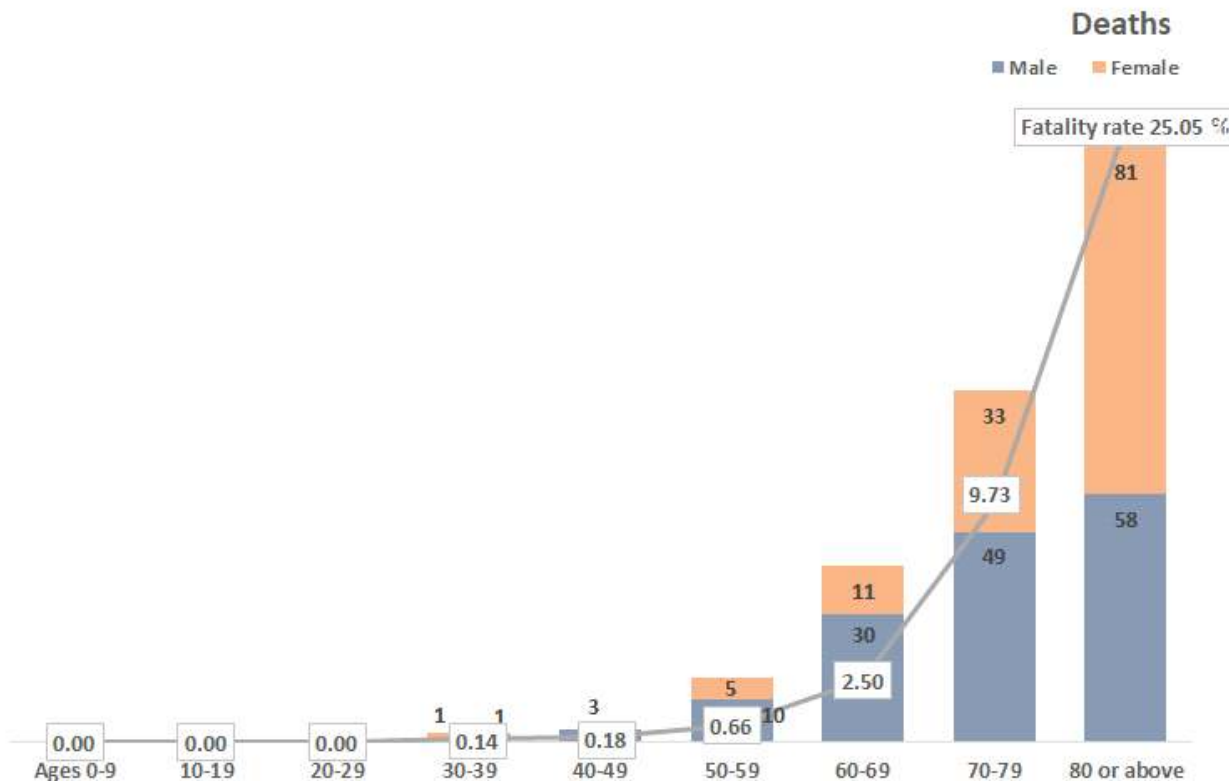
The Updates of COVID-19 in Republic of Korea

27 June 2020

INCIDENCE RATE BY AGE GROUP (PER 100,000)



DEATHS BY GENDER AND AGE GROUP





KCDC

Korea Centers for Disease Control & Prevention

The Updates of COVID-19 in Republic of Korea

27 June 2020

IMPORTED CASES

