



KCDC

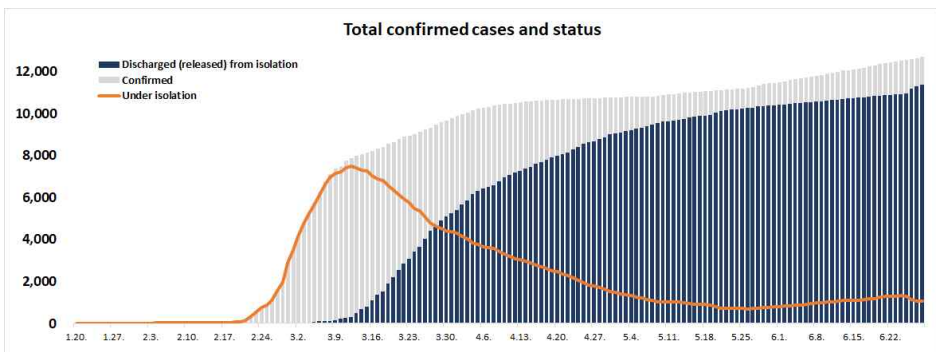
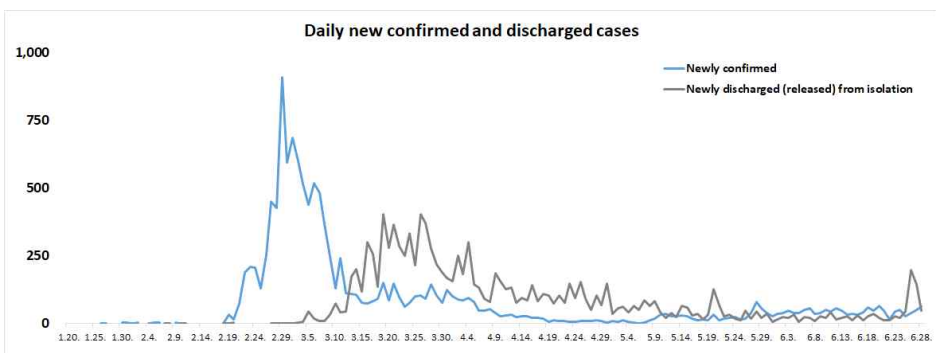
Korea Centers for Disease Control & Prevention

Updates on COVID-19 in Republic of Korea

28 June 2020

○ As of 0:00, 28 June 2020, the total number of confirmed cases is 12,715 of which 11,364 cases have been discharged from isolation. Newly confirmed cases are 62 in total, of which 40 cases are from the community and 22 are imported cases.

Period (since 3 Jan)	Total	Tested positive (PCR)				Testing in progress	Tested negative (PCR)
		Confirmed	Discharged from isolation	Under isolation	Deceased		
As of 0:00 27 June (Sat)	1,243,780	12,653	11,317	1,054	282	19,866	1,211,261
As of 0:00 28 June (Sun)	1,251,695	12,715	11,364	1,069	282	19,005	1,219,975
Difference	(+)7,915	(+)62	(+)47	(+)15	-	(-)861	(+)8,714



KCDC

Korea Centers for Disease Control & Prevention

Updates on COVID-19 in Republic of Korea

28 June 2020

○ Regional distribution of total confirmed cases:

	Total	City								
		Seoul	Busan	Daegu	Incheon	Gwangju	Daejeon	Ulsan	Sejong	
Isolated	1,069	368	6	15	72	5	65	4	2	
Discharged	11,364	923	143	6,700	264	32	44	50	47	
Deceased	282	7	3	189	1	0	1	1	0	
Subtotal	12,715	1,298	152	6,904	337	37	110	55	49	
New (Difference)	62	14	0	0	0	4	6	0	0	

	Province	Province								Other
		Gyeonggi	Gangwon	Chungbuk	Chungnam	Jeonbuk	Jeonnam	Gyeongbuk	Gyeongnam	
Isolated	288	8	4	19	5	4	5	5	3	191
Discharged	873	53	60	148	21	19	1,328	128	16	515
Deceased	23	3	0	0	0	0	54	0	0	0
Subtotal	1,184	64	64	167	26	23	1,387	133	19	706
New (Difference)	17	0	1	1	0	3	0	0	0	16

* Figures may change as a result of epidemiological investigation

○ Case distribution by region:

Region	# of cases	(%)	Incidence rate (per 0.1M)	Region	# of cases	(%)	Incidence rate (per 0.1M)
Seoul	1,298	(10.21)	13.34	Gyeonggi	1,184	(9.31)	8.94
Busan	152	(1.20)	4.46	Gangwon	64	(0.50)	4.15
Daegu	6,904	(54.30)	283.36	Chungbuk	64	(0.50)	4.00
Incheon	337	(2.65)	11.40	Chungnam	167	(1.31)	7.87
Gwangju	37	(0.29)	2.54	Jeonbuk	26	(0.20)	1.43
Daejeon	110	(0.87)	7.46	Jeonnam	23	(0.18)	1.23
Ulsan	55	(0.43)	4.79	Gyeongbuk	1,387	(10.91)	52.09
Sejong	49	(0.39)	14.31	Gyeongnam	133	(1.05)	3.96
Border Screening	706	(5.55)	-	Jeju	19	(0.15)	2.83
Total	12,715	(100)	24.52				



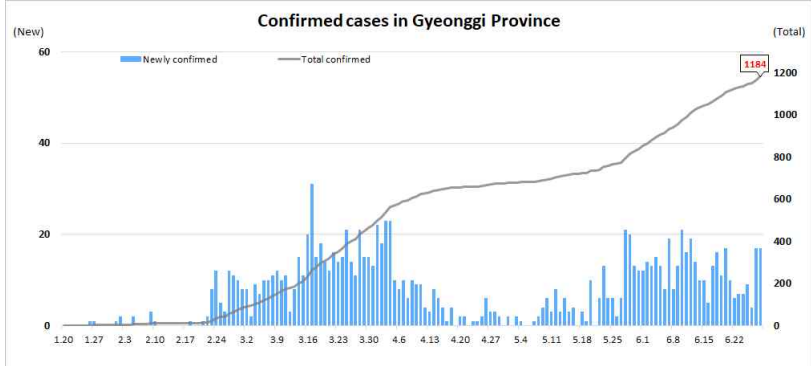
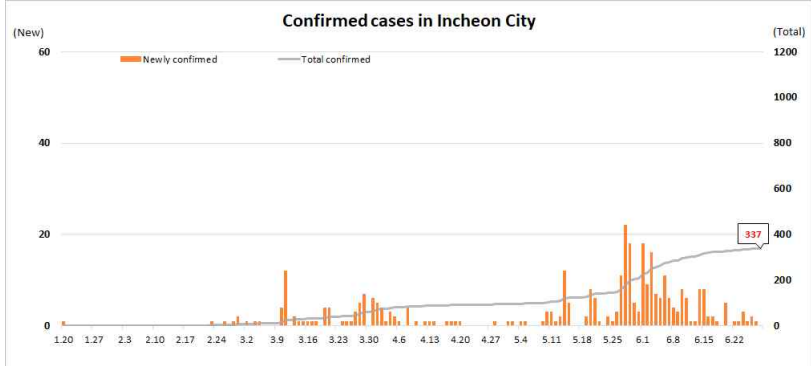
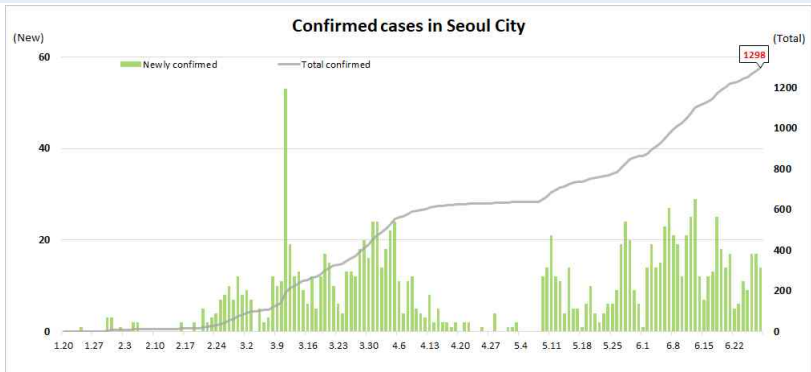
KCDC

Korea Centers for Disease Control & Prevention

Updates on COVID-19 in Republic of Korea

28 June 2020

DAILY NEW AND TOTAL CASES IN SEOUL/INCHEON/GYEONGGI REGIONS



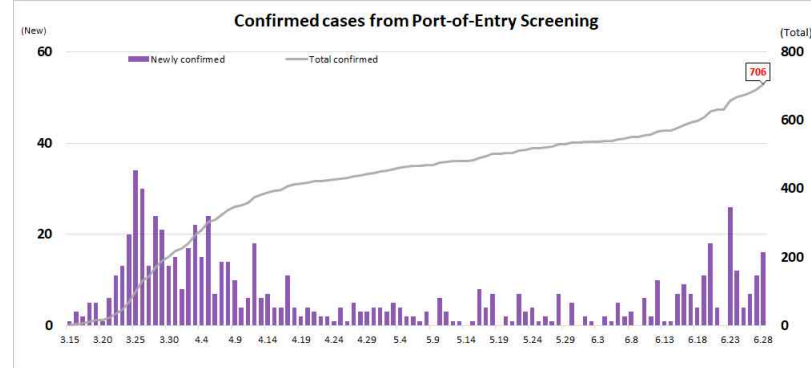
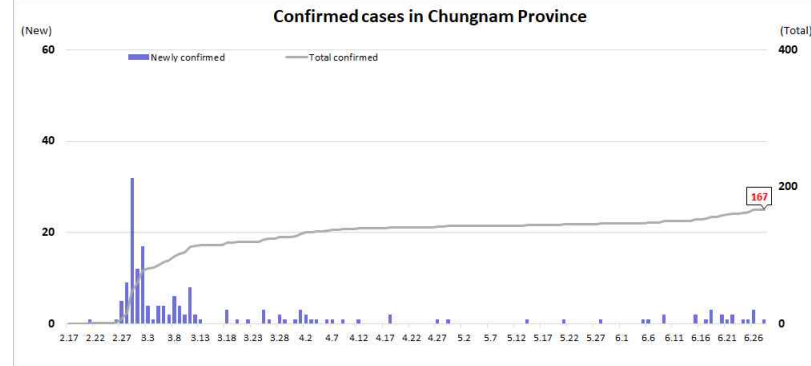
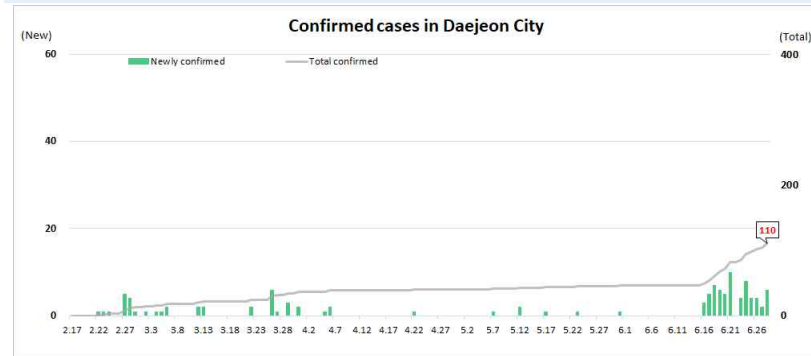
KCDC

Korea Centers for Disease Control & Prevention

Updates on COVID-19 in Republic of Korea

28 June 2020

DAILY NEW AND TOTAL CASES IN DAEJEON / CHUNGNAM / BORDER SCREENING





KCDC

Korea Centers for Disease Control & Prevention

Updates on COVID-19 in Republic of Korea

28 June 2020

○ Distribution by gender and age group:

		Confirmed Cases (%)	Deaths (%)	Fatality rate (%)
Total		12,715 (100.00)	282 (100)	2.22
Sex	Male	5,450 (42.86)	151 (53.55)	2.77
	Female	7,265 (57.14)	131 (46.45)	1.80
Age	80 and above	556 (4.37)	139 (49.29)	25.00
	70-79	846 (6.65)	82 (29.08)	9.69
	60-69	1,653 (13.00)	41 (14.54)	2.48
	50-59	2,275 (17.89)	15 (5.32)	0.66
	40-49	1,667 (13.11)	3 (1.06)	0.18
	30-39	1,485 (11.68)	2 (0.71)	0.13
	20-29	3,343 (26.29)	0 (0.00)	0.00
	10-19	703 (5.53)	0 (0.00)	0.00
	0-9	187 (1.47)	0 (0.00)	0.00



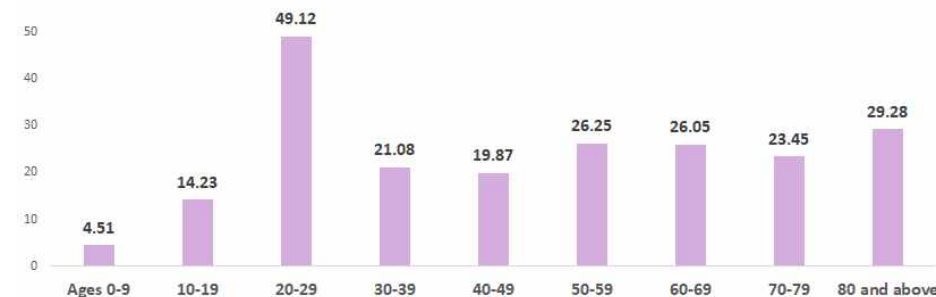
KCDC

Korea Centers for Disease Control & Prevention

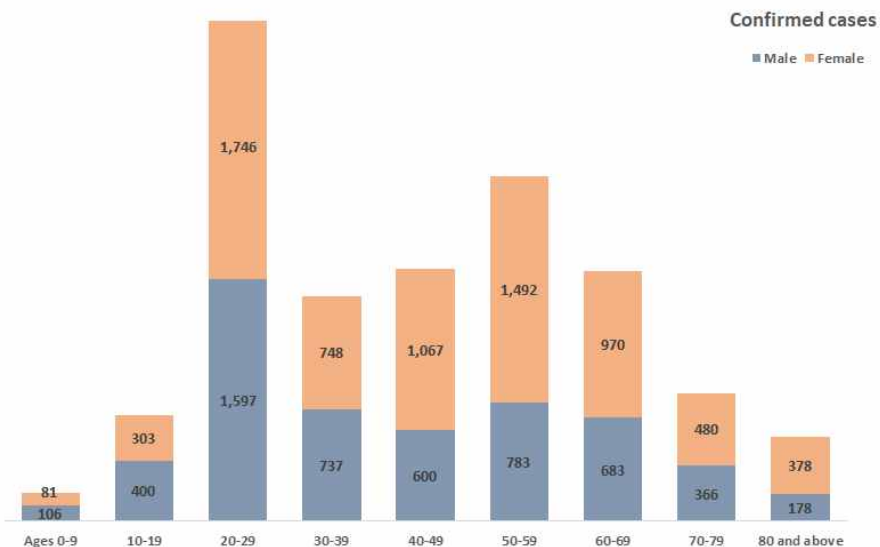
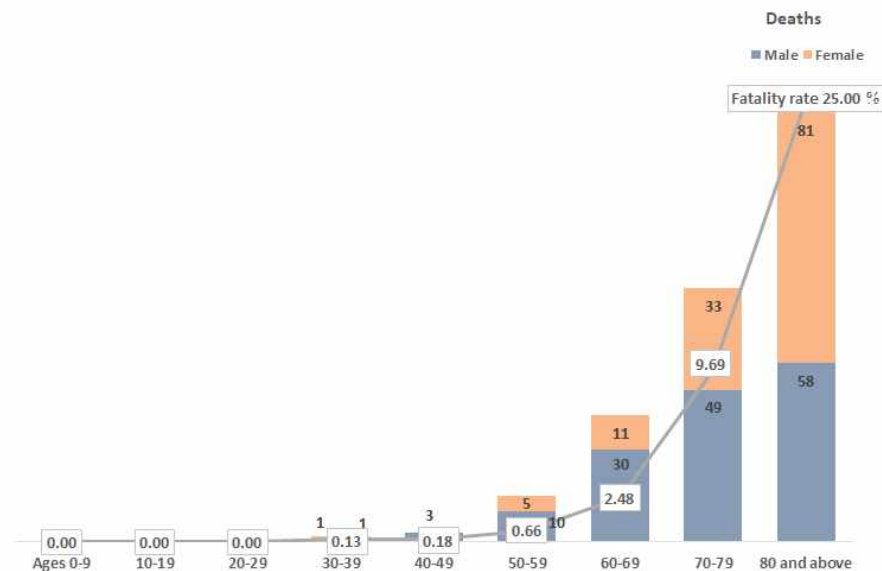
Updates on COVID-19 in Republic of Korea

28 June 2020

INCIDENCE RATE BY AGE GROUP (PER 100,000)



DEATHS BY GENDER AND AGE GROUP





KCDC

Korea Centers for Disease Control & Prevention

Updates on COVID-19 in Republic of Korea

28 June 2020

IMPORTED CASES

