



KCDC

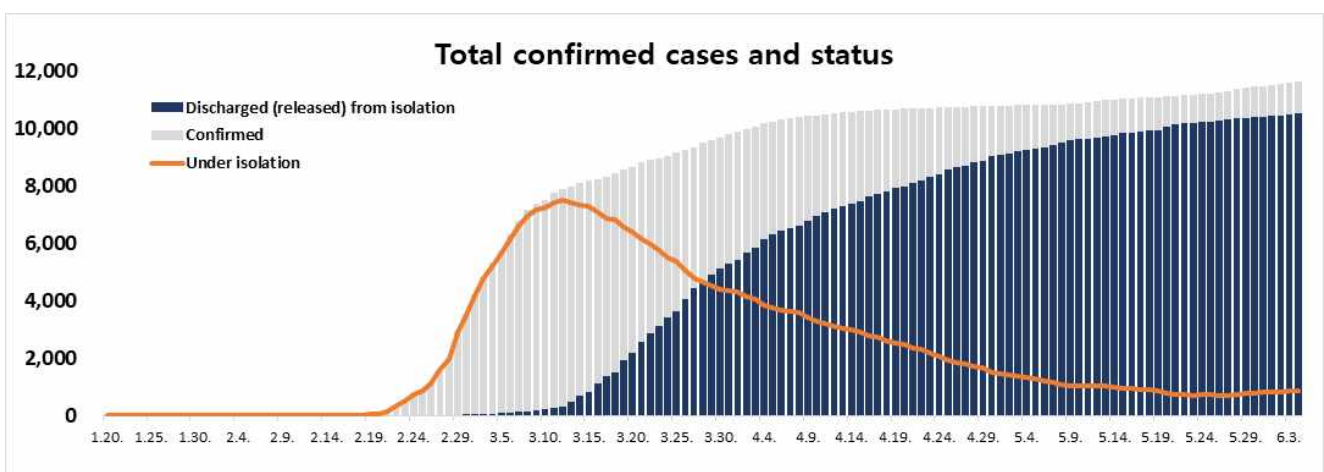
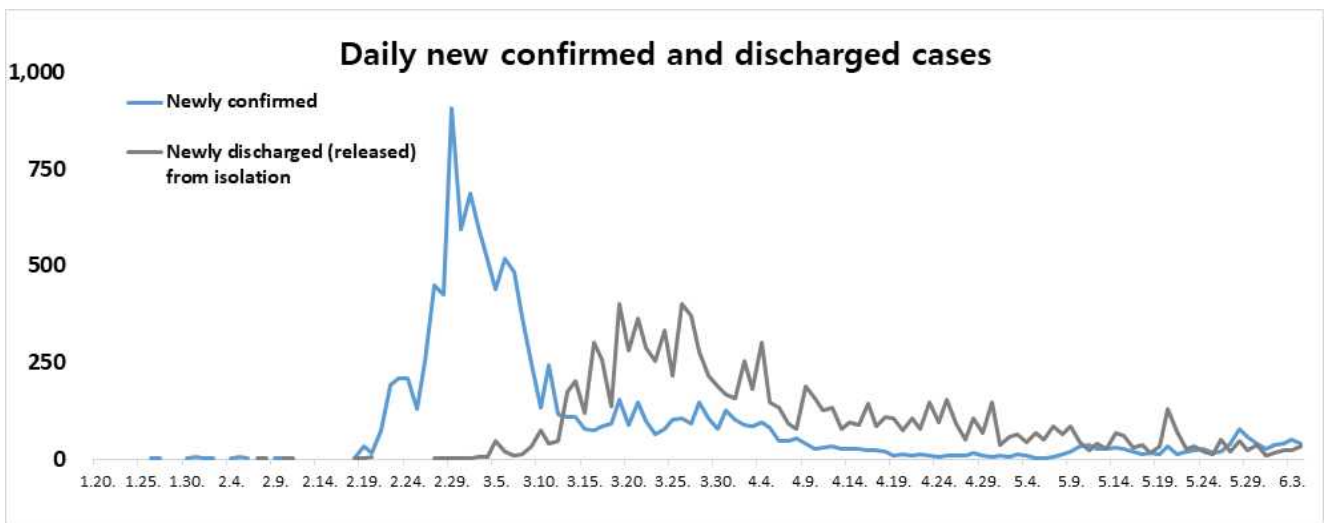
Korea Centers for Disease Control & Prevention

Updates on COVID-19 in Republic of Korea

4 June 2020

○ As of 0:00, 4 June 2020, the total number of confirmed cases is 11,629 (including 1,275 imported cases), of which 10,499 cases have been discharged from isolation. Newly confirmed cases are 39 in total.

Period (since 3 Jan)	Total	Tested positive (PCR)				Testing in progress	Tested negative (PCR)
		Confirmed	Discharged from isolation	Under isolation	Deceased		
As of 0:00 3 June (Wed)	956,852	11,590	10,467	850	273	27,865	917,397
As of 0:00 4 June (Thurs)	973,858	11,629	10,499	857	273	28,199	934,030
Difference	(+)17,006	(+)39	(+)32	(+)7	0	(+)334	(+)16,633





KCDC

Korea Centers for Disease Control & Prevention

Updates on COVID-19 in Republic of Korea

4 June 2020

○ Regional distribution of total confirmed cases:

	Total	City							
		Seoul	Busan	Daegu	Incheon	Gwangju	Daejeon	Ulsan	Sejong
Isolated	857	261	6	63	151	2	3	5	0
Discharged	10,499	644	138	6,634	105	30	42	46	47
Deceased	273	4	3	188	0	0	1	1	0
Subtotal	11,629	909	147	6,885	256	32	46	52	47
New (Difference)	39	14	0	0	7	0	0	0	0

	Total	Province								
		Gyeonggi	Gangwon	Chungbuk	Chungnam	Jeonbuk	Jeonnam	Gyeongbuk	Gyeongnam	Jeju
Isolated	210	3	11	4	2	3	25	2	2	104
Discharged	665	51	49	142	19	17	1,301	121	13	435
Deceased	19	3	0	0	0	0	54	0	0	0
Subtotal	894	57	60	146	21	20	1,380	123	15	539
New (Difference)	15	0	0	0	0	0	1	0	0	2

○ Case distribution by region:

Region	# of cases	(%)	Incidence rate (per 0.1M)	Region	# of cases	(%)	Incidence rate (per 0.1M)
Seoul	909	(7.82)	9.34	Gyeonggi	894	(7.69)	6.75
Busan	147	(1.26)	4.31	Gangwon	57	(0.49)	3.70
Daegu	6,885	(59.21)	282.58	Chungbuk	60	(0.52)	3.75
Incheon	256	(2.20)	8.66	Chungnam	146	(1.26)	6.88
Gwangju	32	(0.28)	2.20	Jeonbuk	21	(0.18)	1.16
Daejeon	46	(0.40)	3.12	Jeonnam	20	(0.17)	1.07
Ulsan	52	(0.45)	4.53	Gyeongbuk	1,380	(11.87)	51.83
Sejong	47	(0.40)	13.73	Gyeongnam	123	(1.06)	3.66
Border Screening	539	(4.63)	-	Jeju	15	(0.13)	2.24
Total				11,629 (100) 22.43			



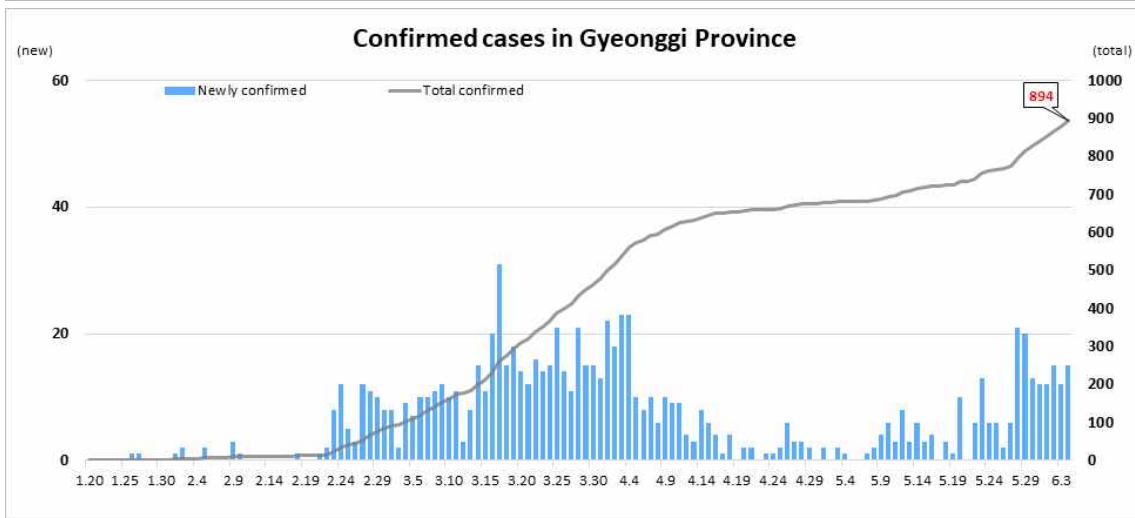
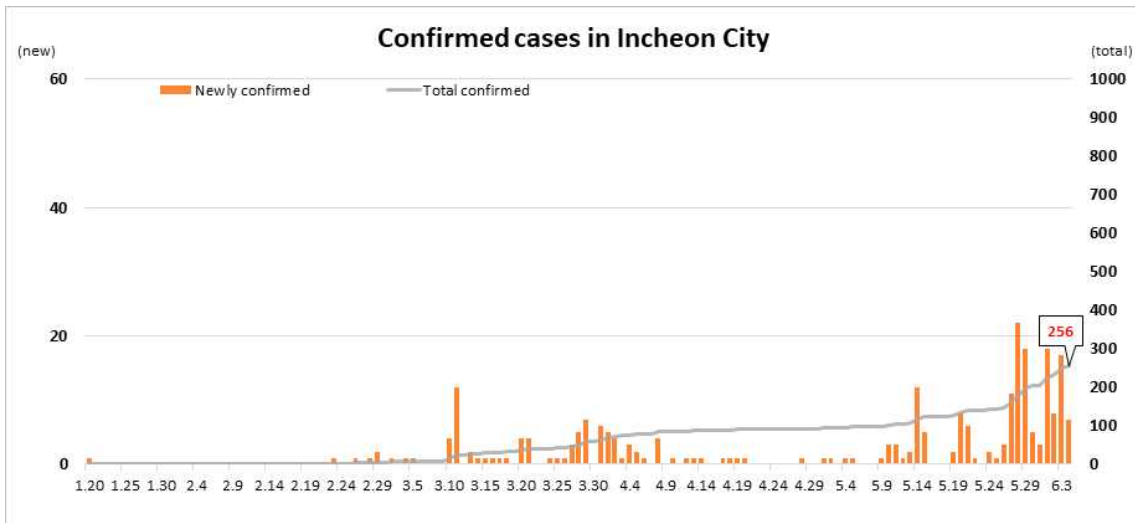
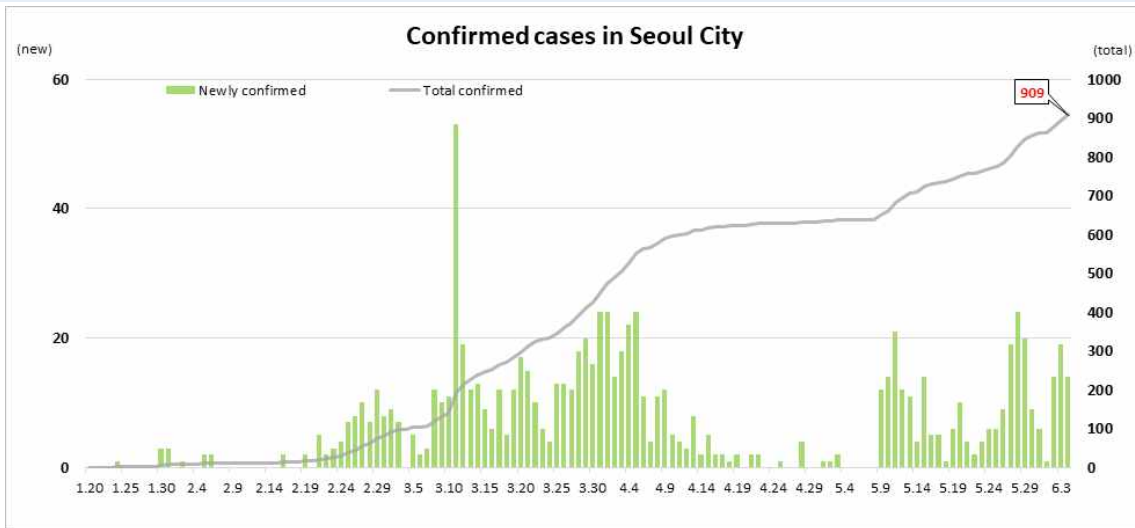
KCDC

Korea Centers for Disease Control & Prevention

Updates on COVID-19 in Republic of Korea

4 June 2020

DAILY NEW AND TOTAL CASES IN SEOUL/INCHEON/GYEONGGI REGIONS





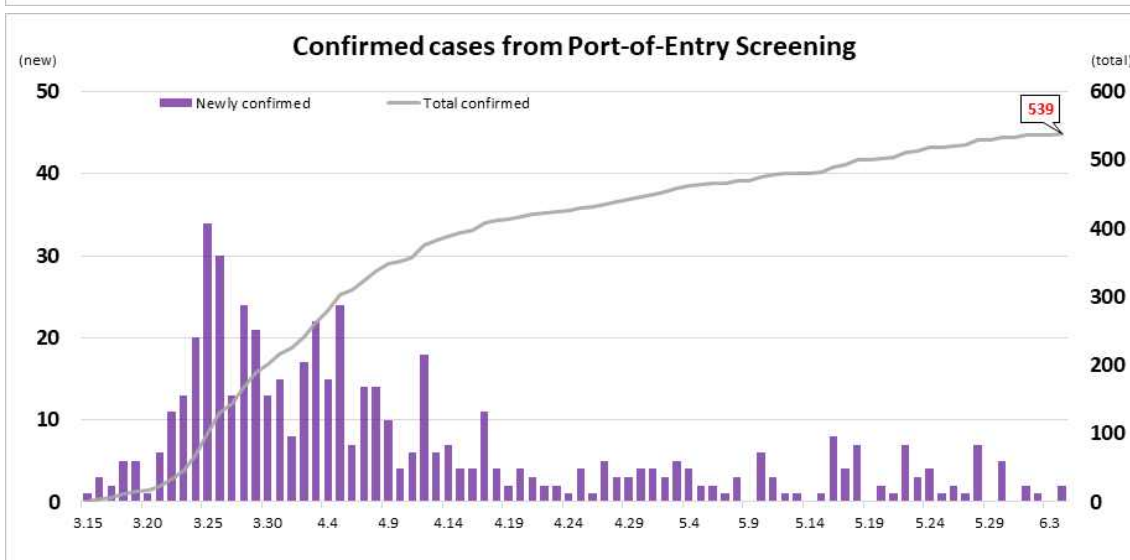
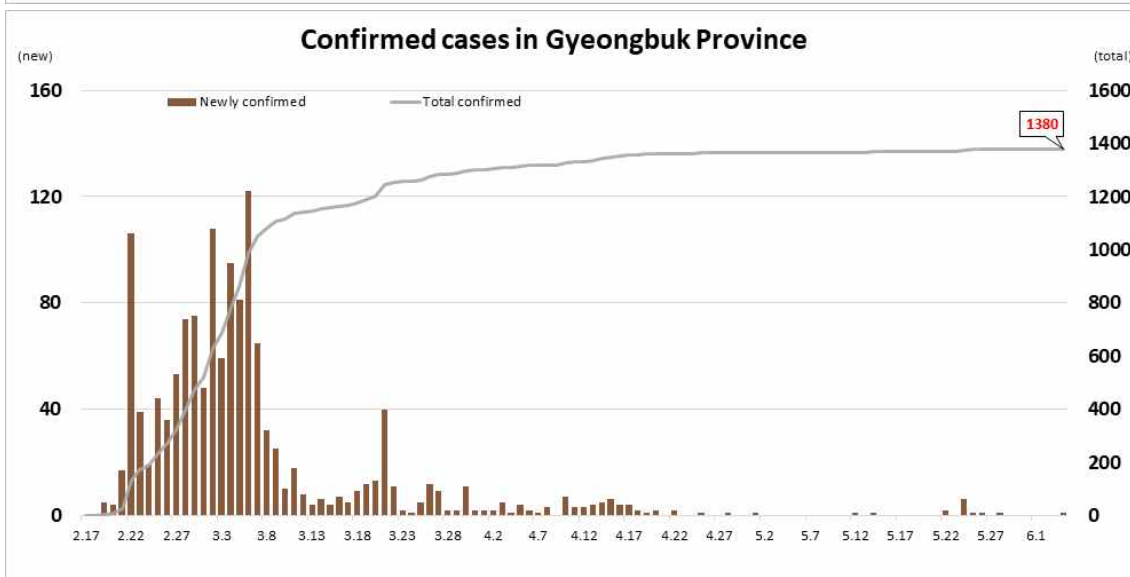
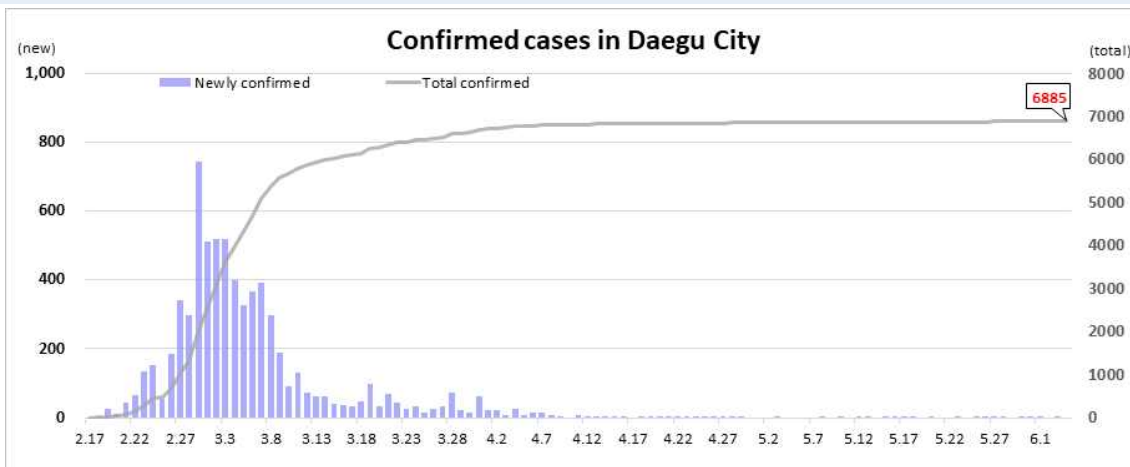
KCDC

Korea Centers for Disease Control & Prevention

Updates on COVID-19 in Republic of Korea

4 June 2020

DAILY NEW AND TOTAL CASES IN DAEGU / GYEONGBUK / BORDER SCREENING



○ Distribution by gender and age group:



KCDC

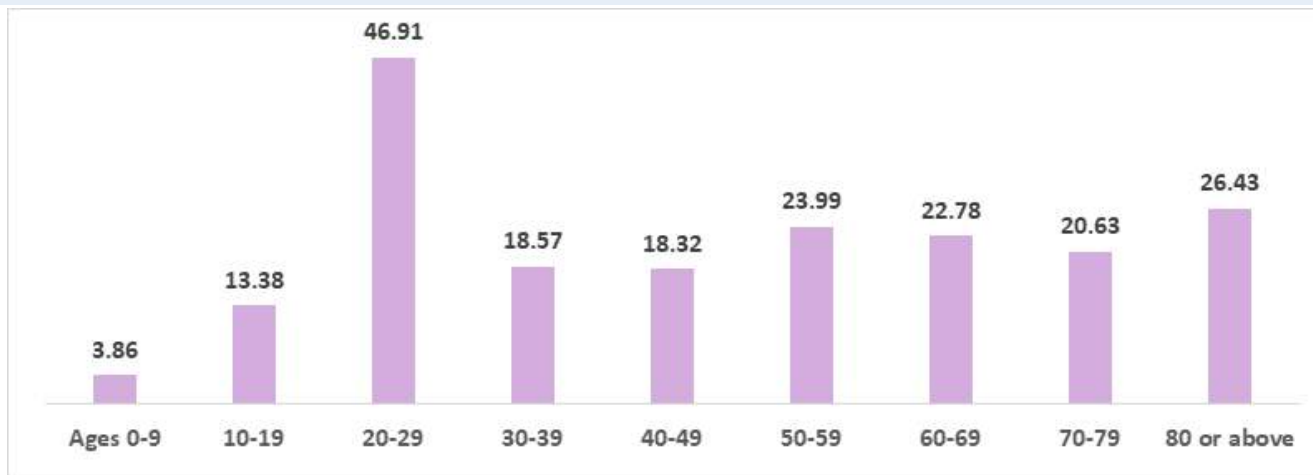
Korea Centers for Disease Control & Prevention

Updates on COVID-19 in Republic of Korea

4 June 2020

		Confirmed Cases (%)	Deaths (%)	Fatality rate (%)
Total		11,629 (100)	273 (100)	2.35
Sex	Male	4,872 (41.90)	145 (53.11)	2.98
	Female	6,757 (58.10)	128 (46.89)	1.89
Age	80 and above	502 (4.32)	133 (48.72)	26.49
	70-79	744 (6.40)	81 (29.67)	10.89
	60-69	1,445 (12.43)	39 (14.29)	2.70
	50-59	2,079 (17.88)	15 (5.49)	0.72
	40-49	1,537 (13.22)	3 (1.10)	0.20
	30-39	1,308 (11.25)	2 (0.73)	0.15
	20-29	3,193 (27.46)	0 (0.00)	-
	10-19	661 (5.68)	0 (0.00)	-
	0-9	160 (1.38)	0 (0.00)	-

INCIDENCE RATE BY AGE GROUP (PER 100,000)



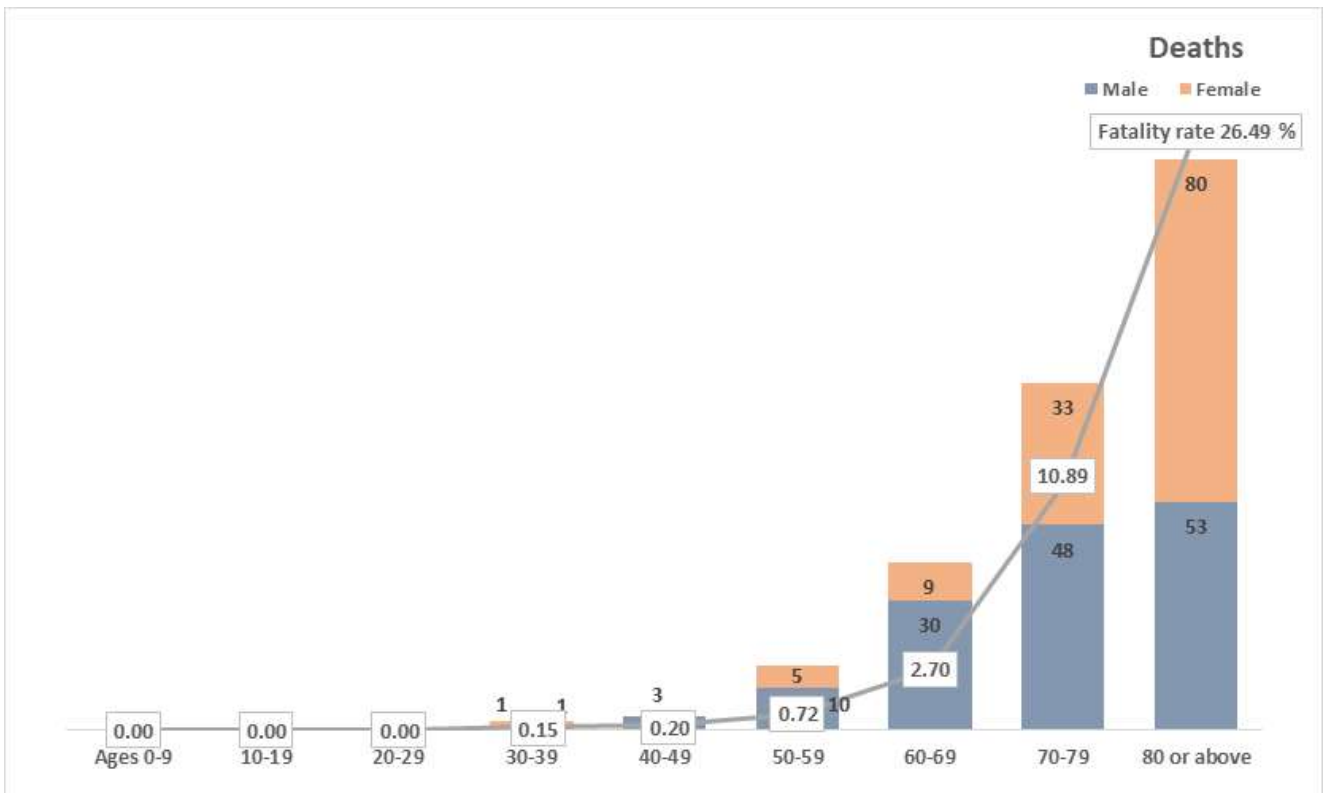
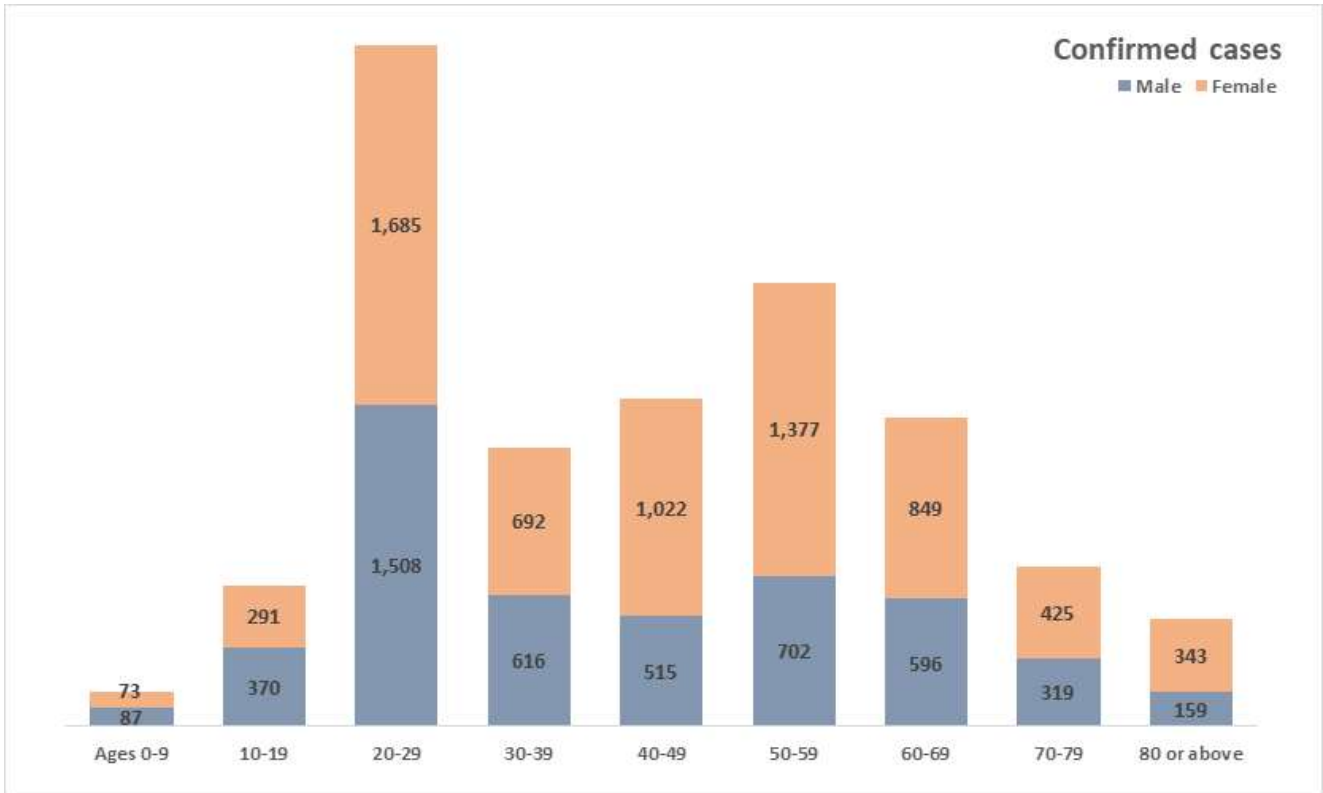


KCDC

Korea Centers for Disease Control & Prevention

Updates on COVID-19 in Republic of Korea

4 June 2020





KCDC

Korea Centers for Disease Control & Prevention

Updates on COVID-19 in Republic of Korea

4 June 2020

IMPORTED CASES

