



KCDC

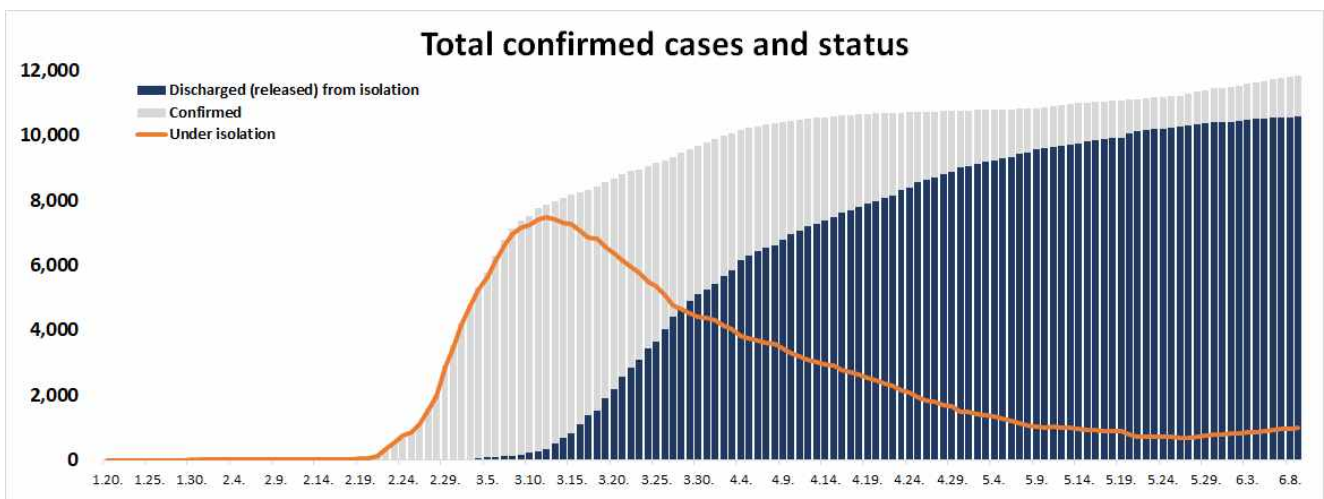
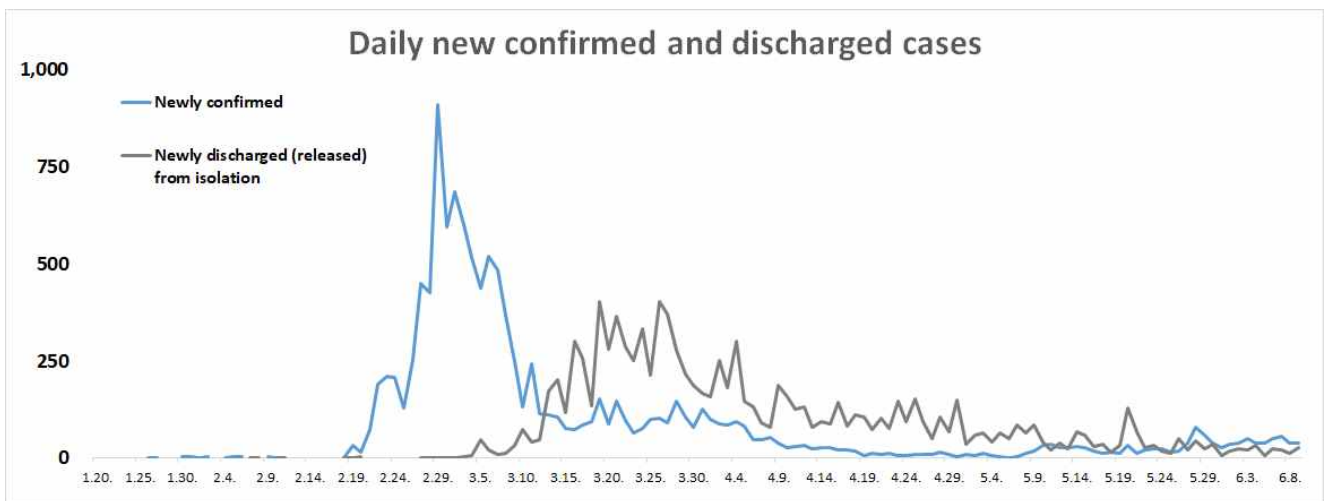
Korea Centers for Disease Control & Prevention

Updates on COVID-19 in Republic of Korea

9 June 2020

○ As of 0:00, 9 June 2020, the total number of confirmed cases is 11,852 (including 1,300 imported cases), of which 10,589 cases have been discharged from isolation. Newly confirmed cases are 38 in total.

Period (since 3 Jan)	Total	Tested positive (PCR)				Testing in progress	Tested negative (PCR)
		Confirmed	Discharged from isolation	Under isolation	Deceased		
As of 0:00 8 June (Mon)	1,018,214	11,814	10,563	978	273	24,374	982,026
As of 0:00 9 June (Tues)	1,035,997	11,852	10,589	989	274	27,459	996,686
Difference	(+)17,783	(+)38	(+)26	(+)11	(+)1	(+)3,085	(+)14,660





KCDC

Korea Centers for Disease Control & Prevention

Updates on COVID-19 in Republic of Korea

9 June 2020

○ Regional distribution of total confirmed cases:

	Total	City							
		Seoul	Busan	Daegu	Incheon	Gwangju	Daejeon	Ulsan	Sejong
Isolated	989	347	3	57	165	2	2	6	0
Discharged	10,589	664	141	6,643	121	30	43	46	47
Deceased	274	4	3	188	0	0	1	1	0
Subtotal	11,852	1,015	147	6,888	286	32	46	53	47
New (Difference)	38	19	0	0	3	0	0	0	0

	Total	Province								
		Gyeonggi	Gangwon	Chungbuk	Chungnam	Jeonbuk	Jeonnam	Gyeongbuk	Gyeongnam	Jeju
Isolated	255	4	12	7	2	3	19	2	2	101
Discharged	680	51	49	143	19	17	1,310	123	13	449
Deceased	20	3	0	0	0	0	54	0	0	0
Subtotal	955	58	61	150	21	20	1,383	125	15	550
New (Difference)	13	0	0	2	0	0	0	1	0	0

○ Case distribution by region:

Region	# of cases	(%)	Incidence rate (per 0.1M)	Region	# of cases	(%)	Incidence rate (per 0.1M)
Seoul	1,015	(8.56)	10.43	Gyeonggi	955	(8.06)	7.21
Busan	147	(1.24)	4.31	Gangwon	58	(0.49)	3.76
Daegu	6,888	(58.12)	282.70	Chungbuk	61	(0.51)	3.81
Incheon	286	(2.41)	9.67	Chungnam	150	(1.27)	7.07
Gwangju	32	(0.27)	2.20	Jeonbuk	21	(0.18)	1.16
Daejeon	46	(0.39)	3.12	Jeonnam	20	(0.17)	1.07
Ulsan	53	(0.45)	4.62	Gyeongbuk	1,383	(11.67)	51.94
Sejong	47	(0.40)	13.73	Gyeongnam	125	(1.05)	3.72
Border Screening	550	(4.64)	-	Jeju	15	(0.13)	2.24
Total				11,852 (100) 22.86			



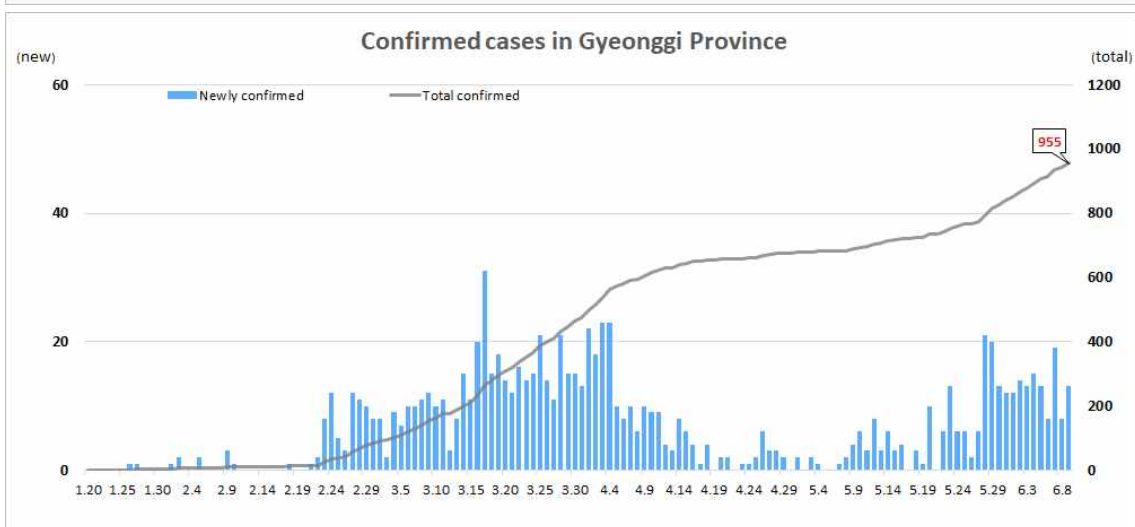
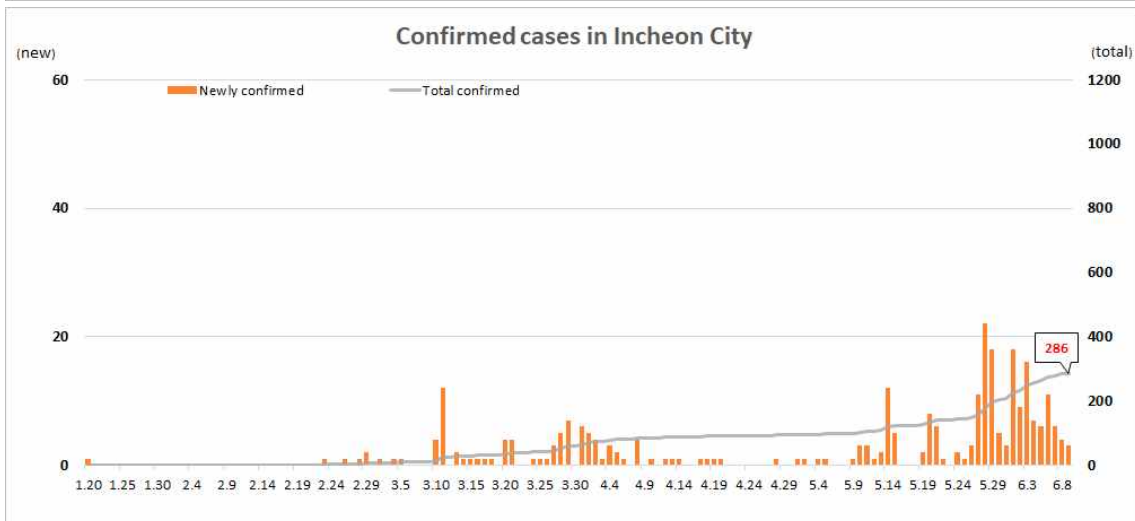
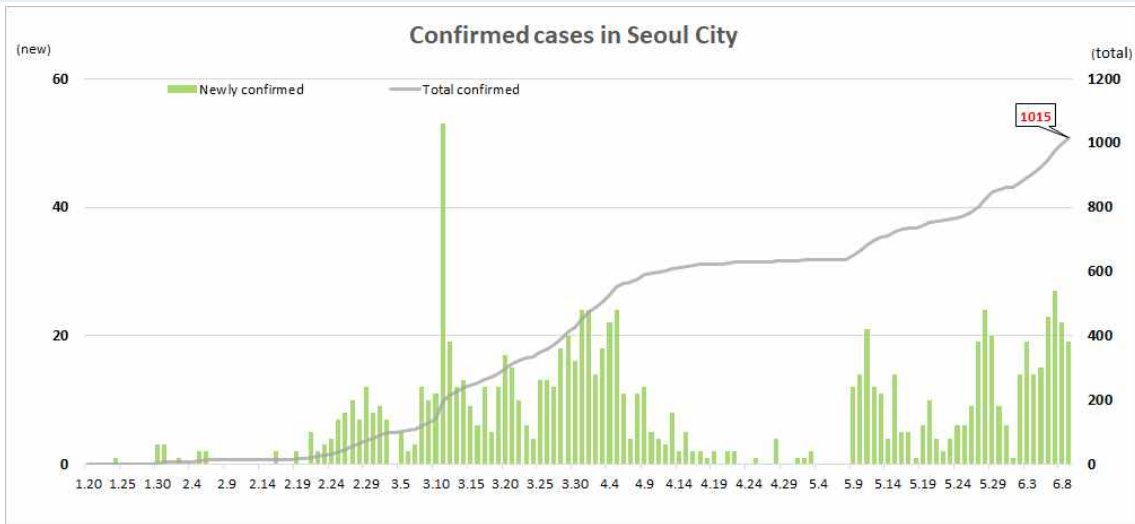
KCDC

Korea Centers for Disease Control & Prevention

Updates on COVID-19 in Republic of Korea

9 June 2020

DAILY NEW AND TOTAL CASES IN SEOUL/INCHEON/GYEONGGI REGIONS





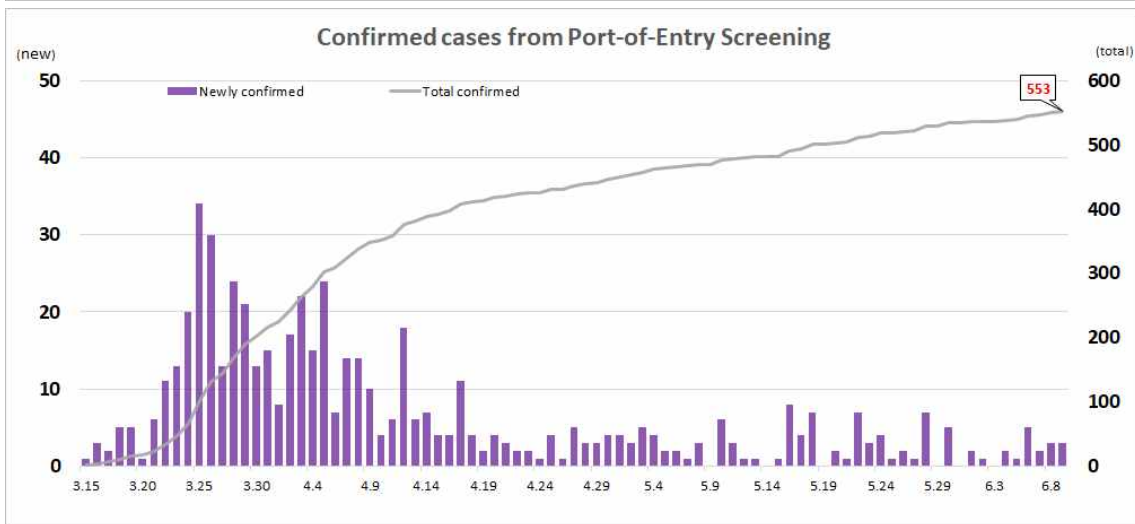
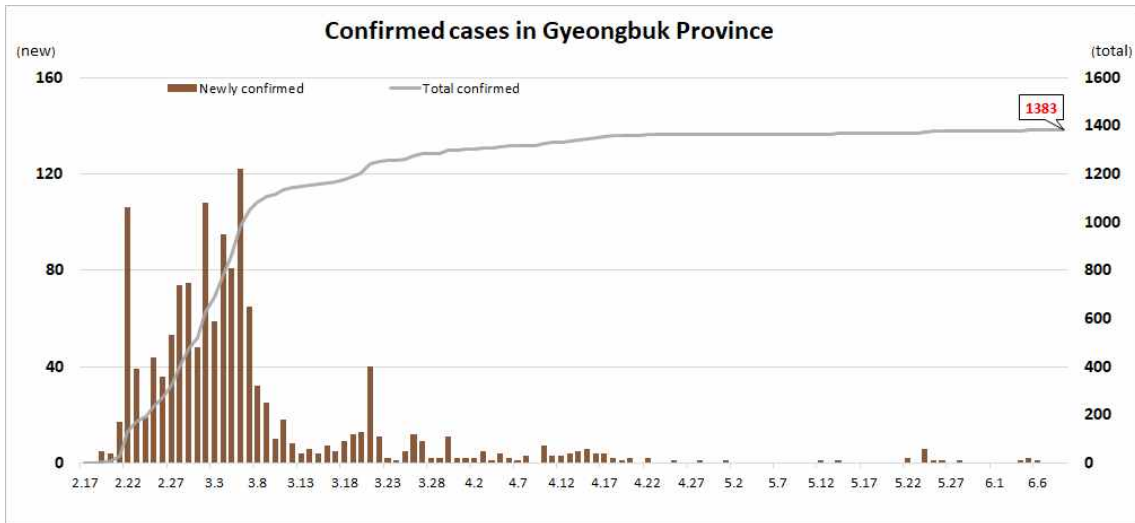
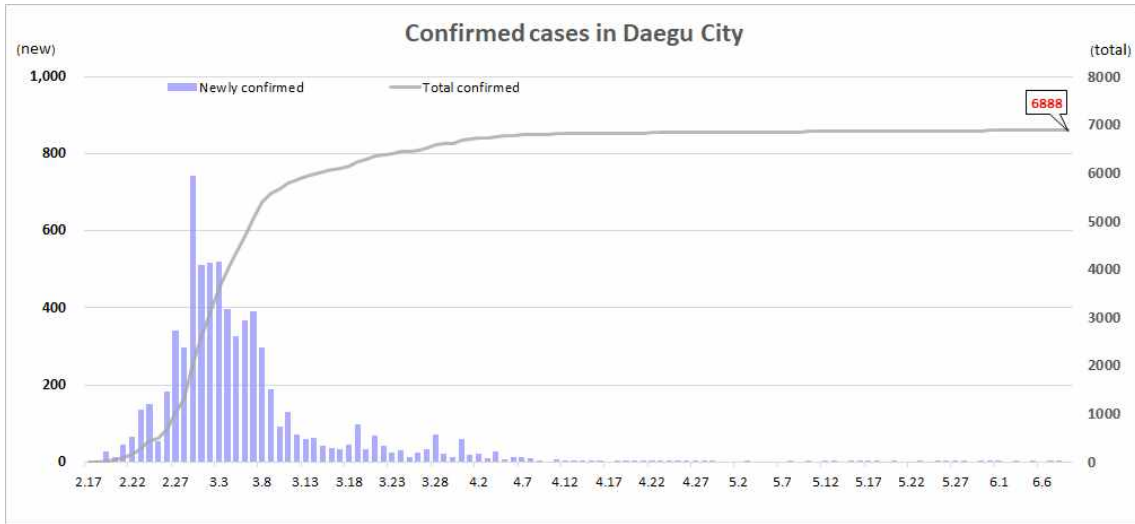
KCDC

Korea Centers for Disease Control & Prevention

Updates on COVID-19 in Republic of Korea

9 June 2020

DAILY NEW AND TOTAL CASES IN DAEGU / GYEONGBUK / BORDER SCREENING





KCDC

Korea Centers for Disease Control & Prevention

Updates on COVID-19 in Republic of Korea

9 June 2020

○ Distribution by gender and age group:

		Confirmed Cases (%)	Deaths (%)	Fatality rate (%)
Total		11,852 (100)	274 (100)	2.31
Sex	Male	4,980 (42.02)	146 (53.28)	2.93
	Female	6,872 (57.98)	128 (46.72)	1.86
Age	80 and above	517 (4.36)	134 (48.91)	25.92
	70-79	775 (6.54)	81 (29.56)	10.45
	60-69	1,496 (12.62)	39 (14.23)	2.61
	50-59	2,121 (17.90)	15 (5.47)	0.71
	40-49	1,568 (13.23)	3 (1.09)	0.19
	30-39	1,326 (11.19)	2 (0.73)	0.15
	20-29	3,211 (27.09)	0 (0.00)	-
	10-19	672 (5.67)	0 (0.00)	-
	0-9	166 (1.40)	0 (0.00)	-

INCIDENCE RATE BY AGE GROUP (PER 100,000)



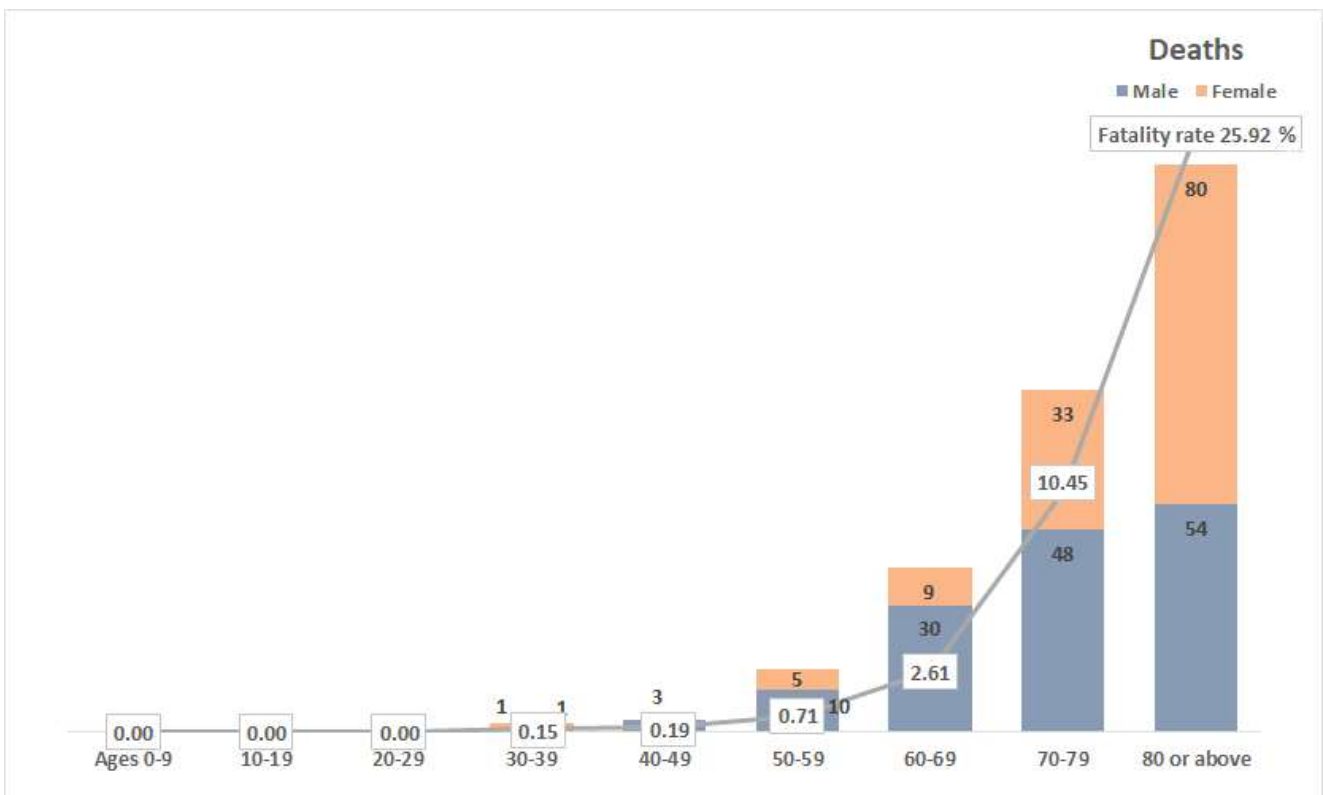
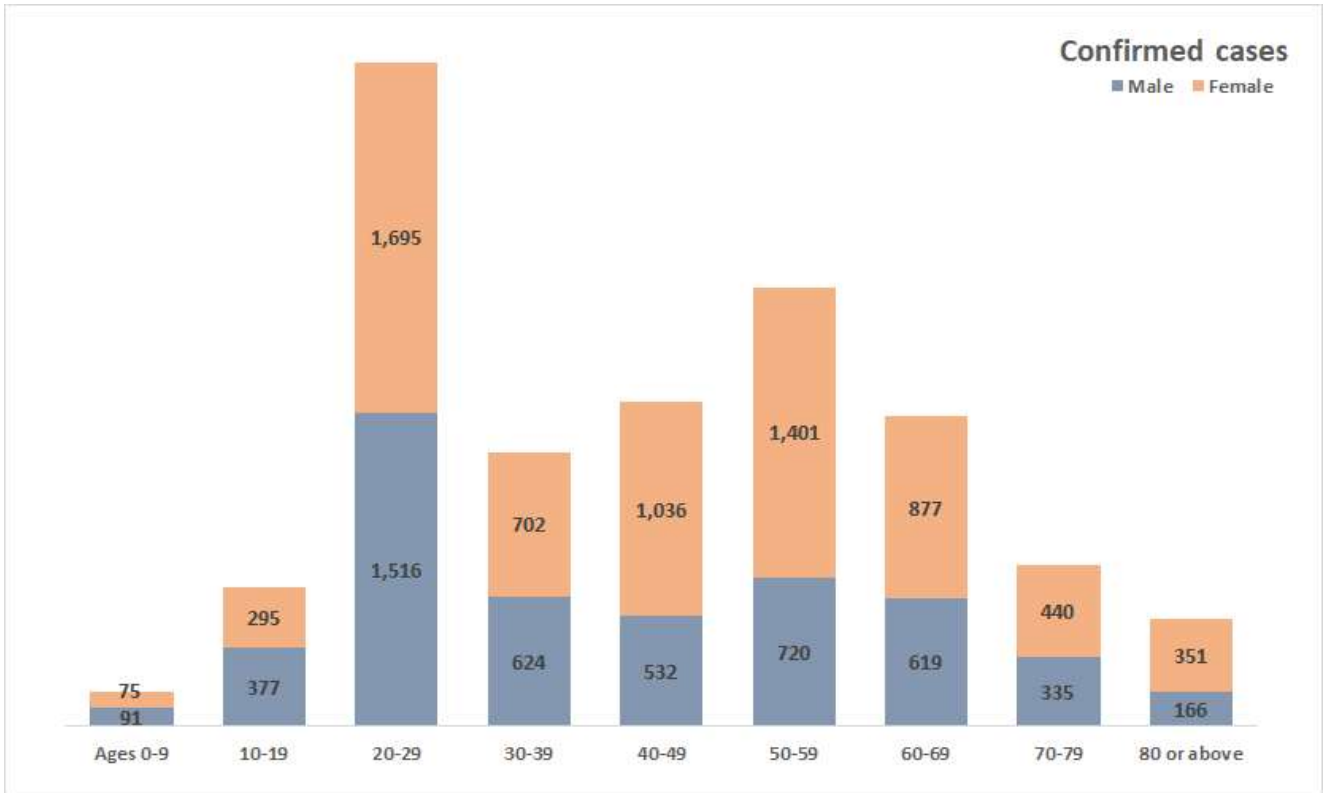


KCDC

Korea Centers for Disease Control & Prevention

Updates on COVID-19 in Republic of Korea

9 June 2020





KCDC

Korea Centers for Disease Control & Prevention

Updates on COVID-19 in Republic of Korea

9 June 2020

IMPORTED CASES

