



KCDC

Korea Centers for Disease Control & Prevention

The Updates of COVID-19 in Republic of Korea

As of 10 March, 2020

○ As of 0:00, 10 March, 2020, The total number of confirmed cases is 7,513 with 247 cases discharged from isolation.

Period (since 3 January)	Total	Confirmed cases				Suspected cases		
		Sub total	discharged	isolated	Deceased	Sub total	being tested	tested negative
As of 0:00, 7. March.	196,618	7,382	166	7,165	51	189,236	17,458	171,778
As of 0:00, 8 March	210,144	7,513	247	7,212	54	202,631	18,452	184,179
Differences	+13,526	+131	+81	+47	+3	+13,395	+994	+12,401

○ The regional distribution of total confirmed cases are as follows.

	City							
	Seoul	Busan	Daegu	Incheon	Gwangju	Daejeon	Ulsan	Sejong
Isolated	110	86	5,533	10	12	17	23	8
Discharged	31	10	92	3	3	1	1	0
Deceased	0	0	38	0	0	0	0	0
Sub-total	141	96	5,663	13	15	18	24	8
Differences	(11)	(0)	(92)	(4)	(0)	(-1)	(0)	(2)

	Province								
	Gyeong-gi	Gang-won	Chung-buk	Chung-nam	Jeon-buk	Jeon-nam	Gyeong-buk	Gyeong-nam	Jeju
Isolated	140	21	22	103	5	3	1,043	73	3
Discharged	22	6	3	1	2	1	60	10	1
Deceased	1	1	0	0	0	0	14	0	0
Sub-total	163	28	25	104	7	4	1,117	83	4
Differences	(11)	(0)	(0)	(2)	(0)	(0)	(10)	(0)	(0)



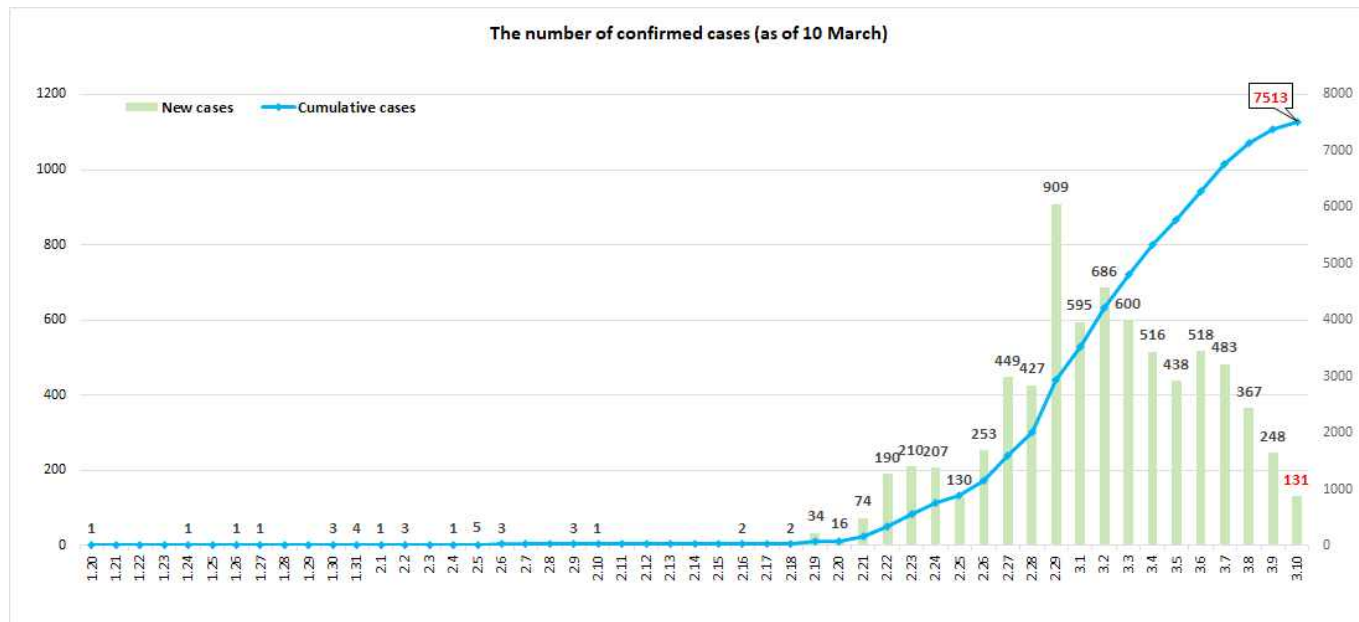
KCDC

Korea Centers for Disease Control & Prevention

The Updates of COVID-19 in Republic of Korea

As of 10 March, 2020

○ The confirmed cases by date, by region, by gender and age shown in the graph and tables as below;



○ Cases Distribution by region

Region	No. of cases	(%)	Incidence rate(per 0.1M)	Region	No. of cases	(%)	Incidence rate(per 0.1M)
Seoul	141	(1.88)	1.45	Gyeonggi	163	(2.17)	1.23
Busan	96	(1.28)	2.81	Gangwon	28	(0.37)	1.82
Daegu	5,663	(75.38)	232.42	Chungbuk	25	(0.33)	1.56
Incheon	13	(0.17)	0.44	Chungnam	104	(1.38)	4.90
Gwangju	15	(0.20)	1.03	Jeonbuk	7	(0.09)	0.39
Daejeon	18	(0.24)	1.22	Jeonnam	4	(0.05)	0.21
Ulsan	24	(0.32)	2.09	Gyeongbuk	1,117	(14.87)	41.95
Sejong	8	(0.11)	2.34	Gyeongnam	83	(1.10)	2.47
				Jeju	4	(0.05)	0.60
				Total	7,513	(100.0)	14.49



KCDC

Korea Centers for Disease Control & Prevention

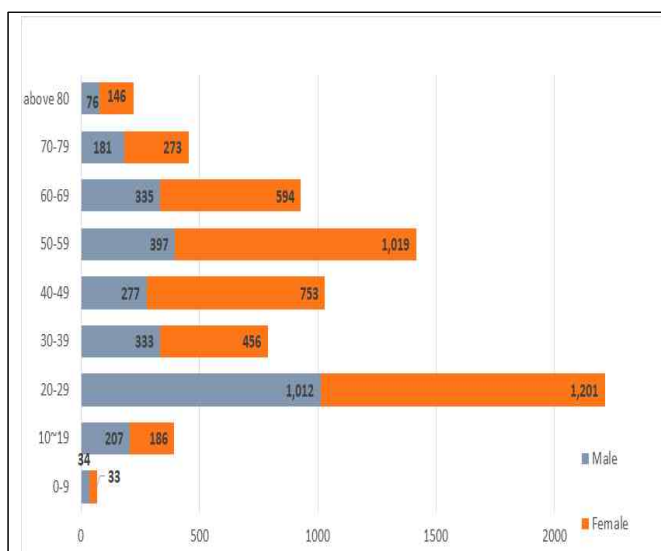
The Updates of COVID-19 in Republic of Korea

As of 10 March, 2020

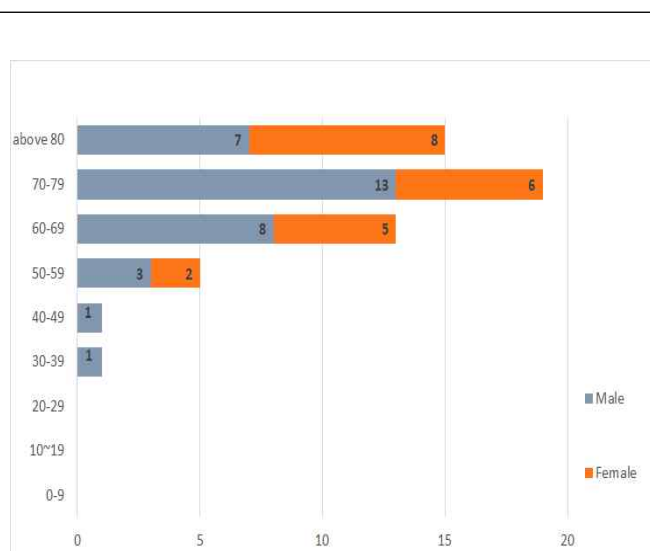
○ Cases Distribution **by gender and age**

Classification		Cases (%)	Death cases (%)	Fatality rate (%)
Total		7,513 (100.0)	54 (100.0)	0.7
Sex	Male	2,852 (38.0)	33 (61.1)	1.2
	Female	4,661 (62.0)	21 (38.9)	0.5
Age	0-9	222 (3.0)	15 (27.8)	6.8
	10-19	454 (6.0)	19 (35.2)	4.2
	20-29	929 (12.4)	13 (24.1)	1.4
	30-39	1,416 (18.8)	5 (9.3)	0.4
	40-49	1,030 (13.7)	1 (1.9)	0.1
	50-59	789 (10.5)	1 (1.9)	0.1
	60-69	2,213 (29.5)	0 (0.0)	-
	70-79	393 (5.2)	0 (0.0)	-
	Above 80	67 (0.9)	0 (0.0)	-

○ **Age and Deaths** distribution of cases



Age distribution of confirmed cases



Death distribution of confirmed cases



KCDC

Korea Centers for Disease Control & Prevention

The Updates of COVID-19 in Republic of Korea

As of 10 March, 2020

○ Cases Distribution by Special management region

