



KCDC

Korea Centers for Disease Control & Prevention

# Updates on COVID-19 in Republic of Korea

12 March 2020

○ As of 0:00, 12 March 2020, the total number of confirmed cases is 7,869 with 333 cases discharged from isolation.

Period (since 3 January)	Total	Confirmed cases				Suspected cases		
		Sub total	Discharged	Isolated	Deceased	Sub total	Being tested	Tested negative
As of 0:00 11 March	222,395	7,755	288	7,407	60	214,640	18,540	196,100
As of 0:00 12 March	234,998	7,869	333	7,470	66	227,129	17,727	209,402
Differences	+12,603	+114	+45	+63	+6	+12,489	-813	+13,302

○ Regional distribution of total confirmed cases are as follows:

	City							
	Seoul	Busan	Daegu	Incheon	Gwangju	Daejeon	Ulsan	Sejong
Isolated	174	70	5,705	21	11	18	22	15
Discharged	38	29	114	4	4	2	3	0
Deceased	0	0*	48	0	0	0	0	0
Subtotal	212	99	5,867	25	15	20	25	15
Differences	(19)	(1)	(73)	(0)	(0)	(2)	(0)	(5)

	Province								
	Gyeong-gi	Gang-won	Chung-buk	Chung-nam	Jeon-buk	Jeon-nam	Gyeong-buk	Gyeong-nam	Jeju
Isolated	150	22	23	109	5	3	1,044	75	3
Discharged	27	6	4	5	2	1	83	10	1
Deceased	1	1	0	0	0	0	16	0	0
Subtotal	178	29	27	114	7	4	1,143	85	4
Differences	(3)	(0)	(0)	(2)	(0)	(0)	(8)	(1)	(0)

\* One death case relocated from Busan to Daegu



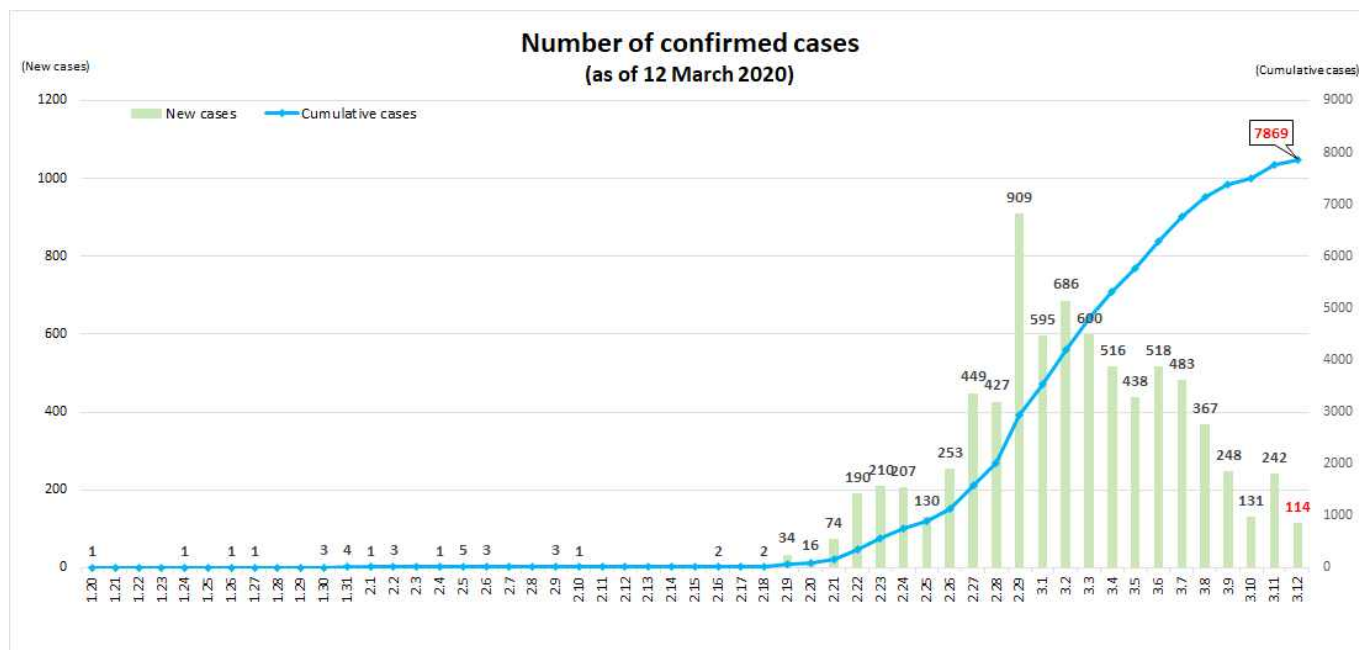
KCDC

Korea Centers for Disease Control & Prevention

# Updates on COVID-19 in Republic of Korea

12 March 2020

○ Confirmed cases by date, by region, by gender and age are shown in the following graph and tables.



○ Cases distribution **by region:**

Region	# of cases	(%)	Incidence rate (per 0.1M)	Region	# of cases	(%)	Incidence rate (per 0.1M)
Seoul	212	(2.69)	2.18	Gyeonggi	178	(2.26)	1.34
Busan	99	(1.26)	2.90	Gangwon	29	(0.37)	1.88
Daegu	5,867	(74.56)	240.80	Chungbuk	27	(0.34)	1.69
Incheon	25	(0.32)	0.85	Chungnam	114	(1.45)	5.37
Gwangju	15	(0.19)	1.03	Jeonbuk	7	(0.09)	0.39
Daejeon	20	(0.25)	1.36	Jeonnam	4	(0.05)	0.21
Ulsan	25	(0.32)	2.18	Gyeongbuk	1,143	(14.53)	42.93
Sejong	15	(0.19)	4.38	Gyeongnam	85	(1.08)	2.53
				Jeju	4	(0.05)	0.60
				<b>Total</b>	<b>7,869</b>	<b>(100)</b>	<b>15.18</b>



KCDC

Korea Centers for Disease Control & Prevention

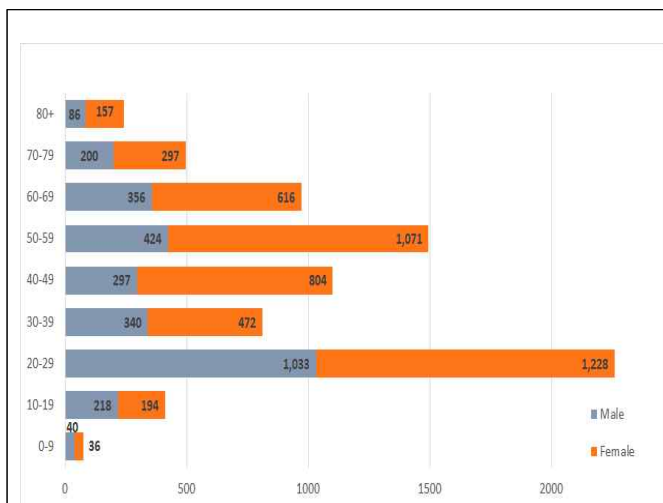
# Updates on COVID-19 in Republic of Korea

12 March 2020

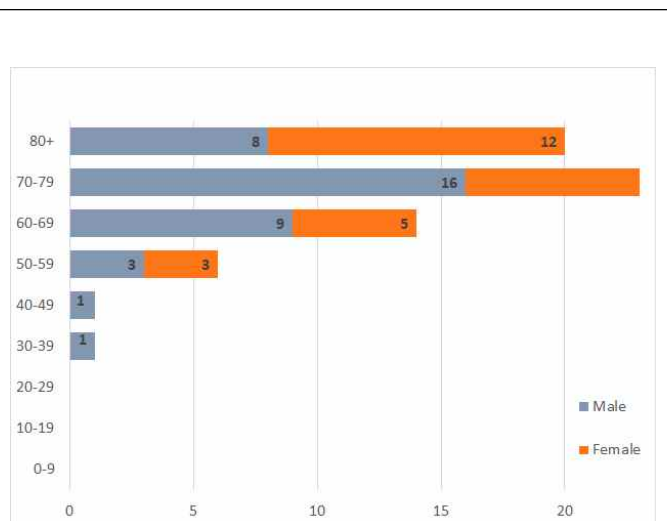
○ Case distribution by gender and age:

Classification		Cases (%)	Death cases (%)	Fatality rate (%)
Total		7,869 (100.0)	66 (100.0)	0.84
Sex	Male	2,994 (38.0)	38 (57.6)	1.27
	Female	4,875 (62.0)	28 (42.4)	0.57
Age	80 and above	243 (3.1)	20 (30.3)	8.23
	70-79	497 (6.3)	24 (36.4)	4.83
	60-69	972 (12.4)	14 (21.2)	1.44
	50-59	1,495 (19.0)	6 (9.1)	0.40
	40-49	1,101 (14.0)	1 (1.5)	0.09
	30-39	812 (10.3)	1 (1.5)	0.12
	20-29	2,261 (28.7)	0 (0.0)	-
	10-19	412 (5.2)	0 (0.0)	-
0-9	76 (1.0)	0 (0.0)	-	

○ Case distribution by gender and age:



Age distribution of confirmed cases



Age distribution of deaths



KCDC

Korea Centers for Disease Control & Prevention

# Updates on COVID-19 in Republic of Korea

12 March 2020

○ Cases distribution by special management region:

