



KCDC

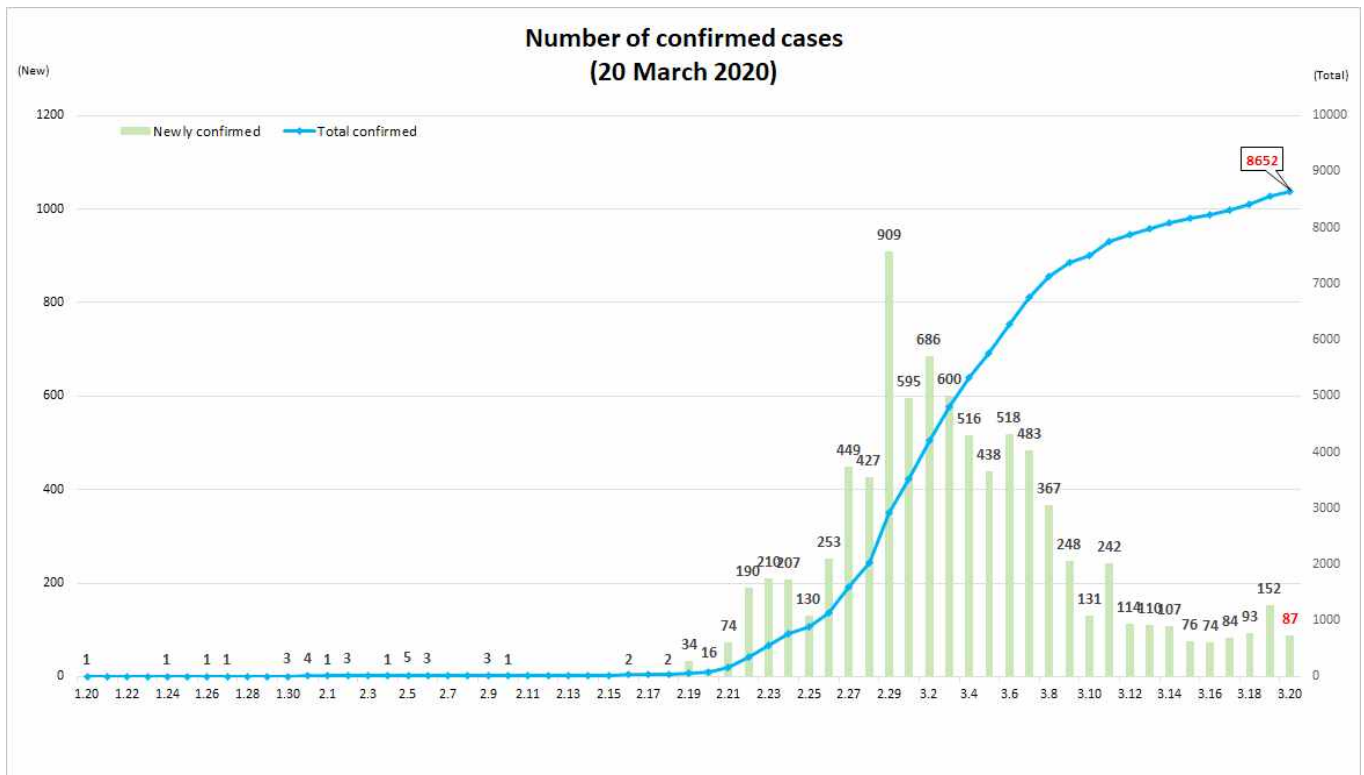
Korea Centers for Disease Control & Prevention

Updates on COVID-19 in Republic of Korea

20 March 2020

- As of 0:00, 20 March 2020, the total number of confirmed cases is 8,652, of which 2,233 cases have been discharged from isolation. Newly confirmed cases are 87 in total.

Period (since 3 Jan)	Total	Tested positive				Being tested	Tested negative
		Confirmed	Discharged	Isolated	Deceased		
As of 0:00 19 March (Thurs)	307,024	8,565	1,947	6,527	91	15,904	282,555
As of 0:00 20 March (Fri)	316,664	8,652	2,233	6,325	94	15,525	292,487
Change	+9,640	+87	+286	-202	+3	-379	+9,932





KCDC

Korea Centers for Disease Control & Prevention

Updates on COVID-19 in Republic of Korea

20 March 2020

○ Regional distribution of total confirmed cases:

	Total	City							
		Seoul	Busan	Daegu	Incheon	Gwangju	Daejeon	Ulsan	Sejong
Isolated	6,325	235	47	4,631	29	8	17	25	41
Discharged	2,233	64	60	1,577	7	10	5	11	0
Deceased	94	0	1	67	0	0	0	0	0
Subtotal	8,652	299	108	6,275	36	18	22	36	41
(Change)	(87)	(17)	(1)	(34)	(4)	(1)	-	-	-

	Province									
	Gyeonggi	Gangwon	Chung-buk	Chung-nam	Jeon-buk	Jeon-nam	Gyeong-buk	Gyeong-nam	Jeju	Other Airport screening
Isolated	240	19	27	87	3	2	841	54	2	17
Discharged	66	10	6	32	7	3	340	33	2	0
Deceased	3	1	0	0	0	0	22	0	0	0
Subtotal	309	30	33	119	10	5	1,203	87	4	17
(Change)	(14)	-	-	(1)	-	-	(13)	(1)	-	(1)

○ Case distribution and incidence rate by region:

Region	# of cases	(%)	Incidence rate (per 0.1M)	Region	# of cases	(%)	Incidence rate (per 0.1M)
Seoul	299	(3.46)	3.07	Gyeonggi	309	(3.57)	2.33
Busan	108	(1.25)	3.17	Gangwon	30	(0.35)	1.95
Daegu	6,275	(72.53)	257.54	Chungbuk	33	(0.38)	2.06
Incheon	36	(0.42)	1.22	Chungnam	119	(1.38)	5.61
Gwangju	18	(0.21)	1.24	Jeonbuk	10	(0.12)	0.55
Daejeon	22	(0.25)	1.49	Jeonnam	5	(0.06)	0.27
Ulsan	36	(0.42)	3.14	Gyeongbuk	1,203	(13.90)	45.18
Sejong	41	(0.47)	11.98	Gyeongnam	87	(1.01)	2.59
Airport Screening	17	(0.20)	-	Jeju	4	(0.05)	0.60
Total							16.69



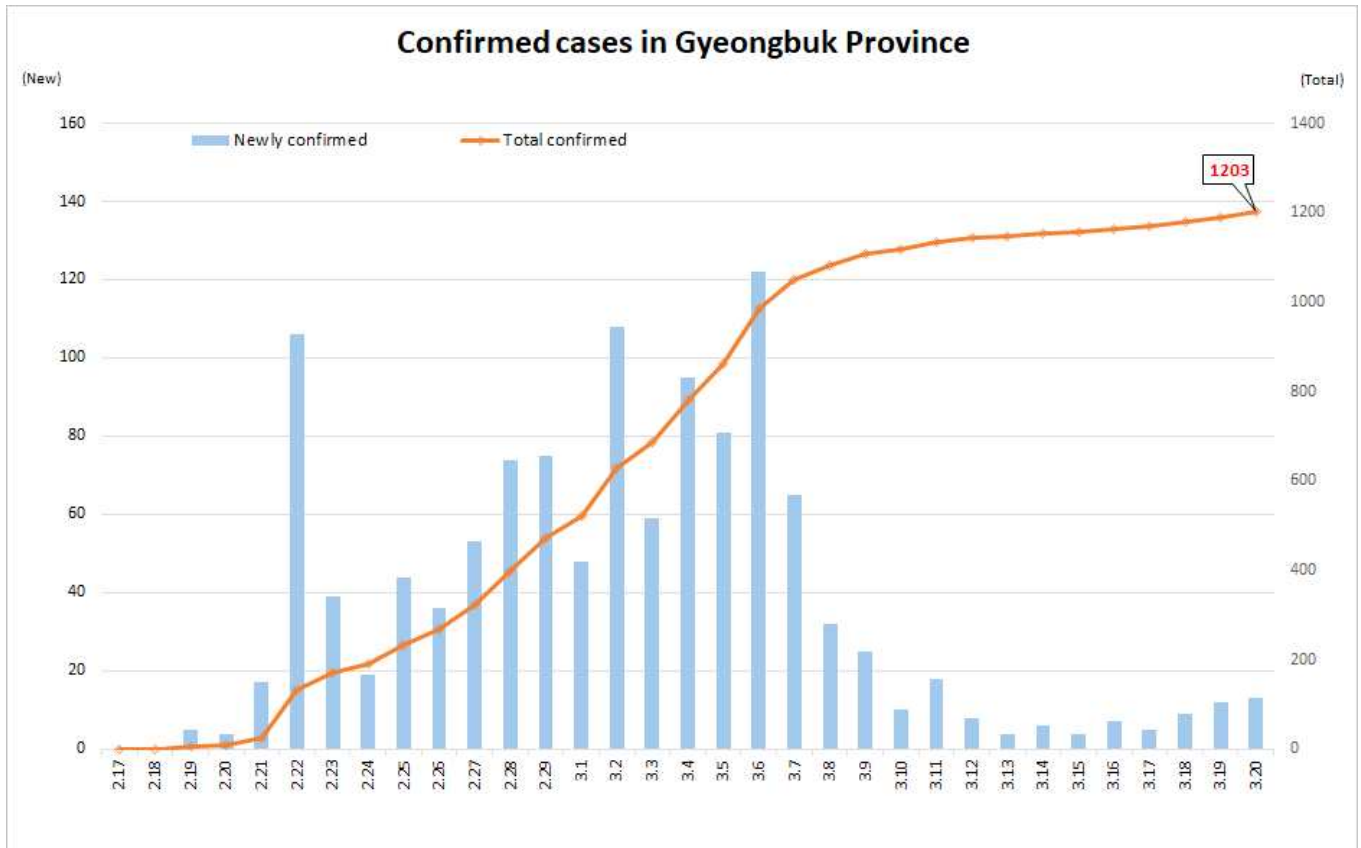
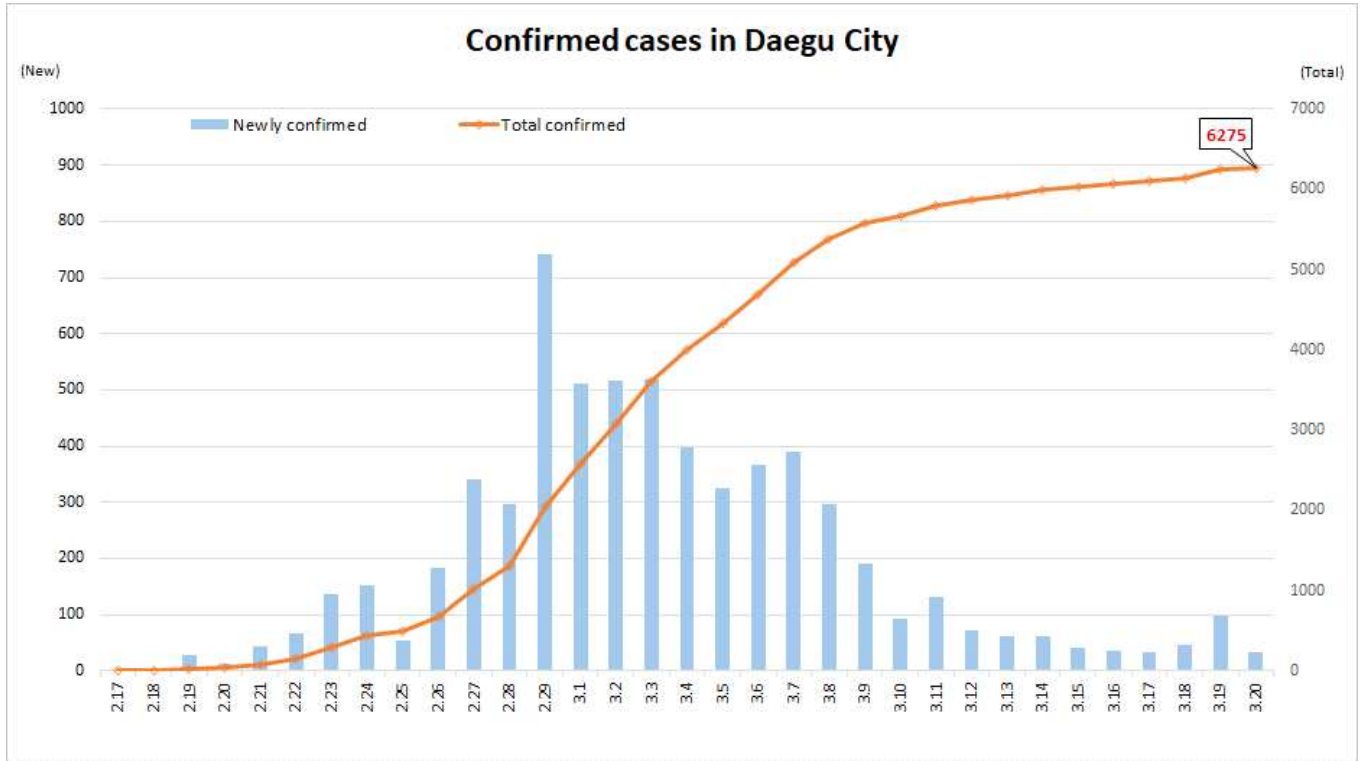
KCDC

Korea Centers for Disease Control & Prevention

Updates on COVID-19 in Republic of Korea

20 March 2020

○ Cases trends by region:



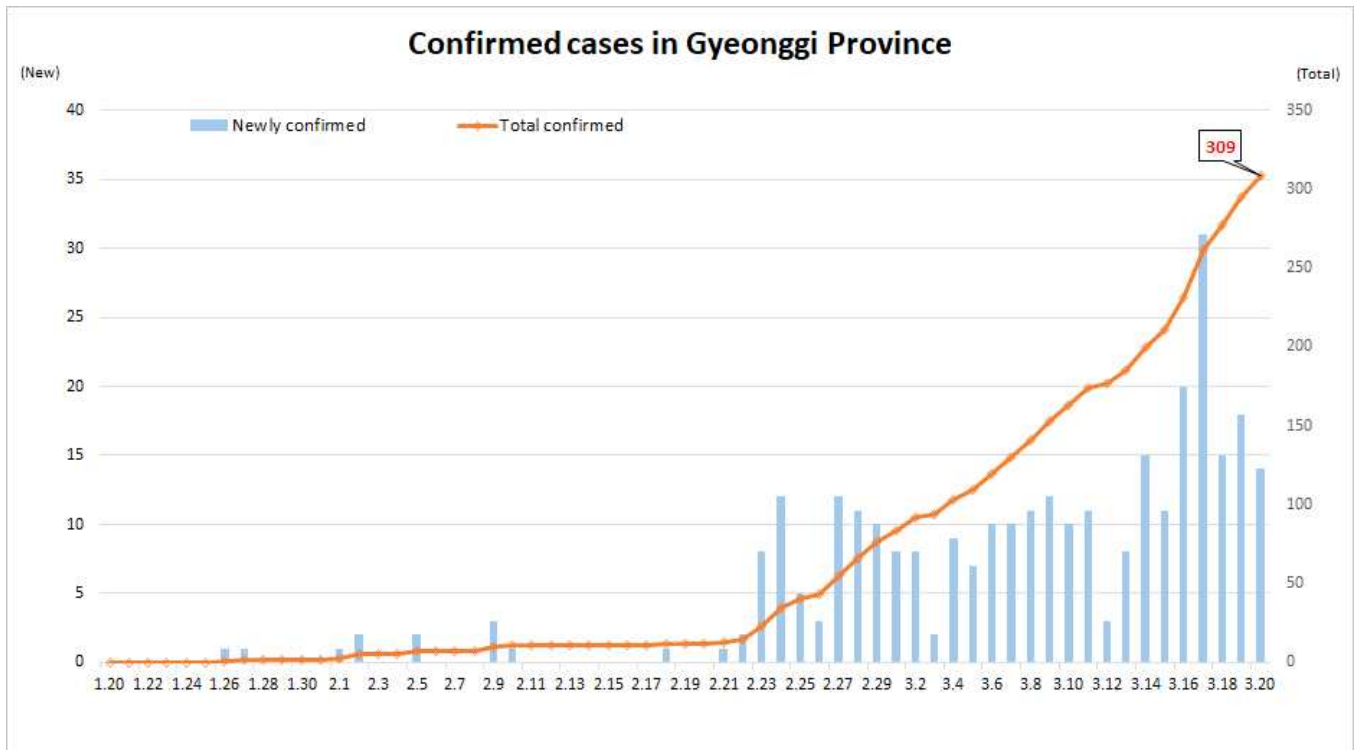
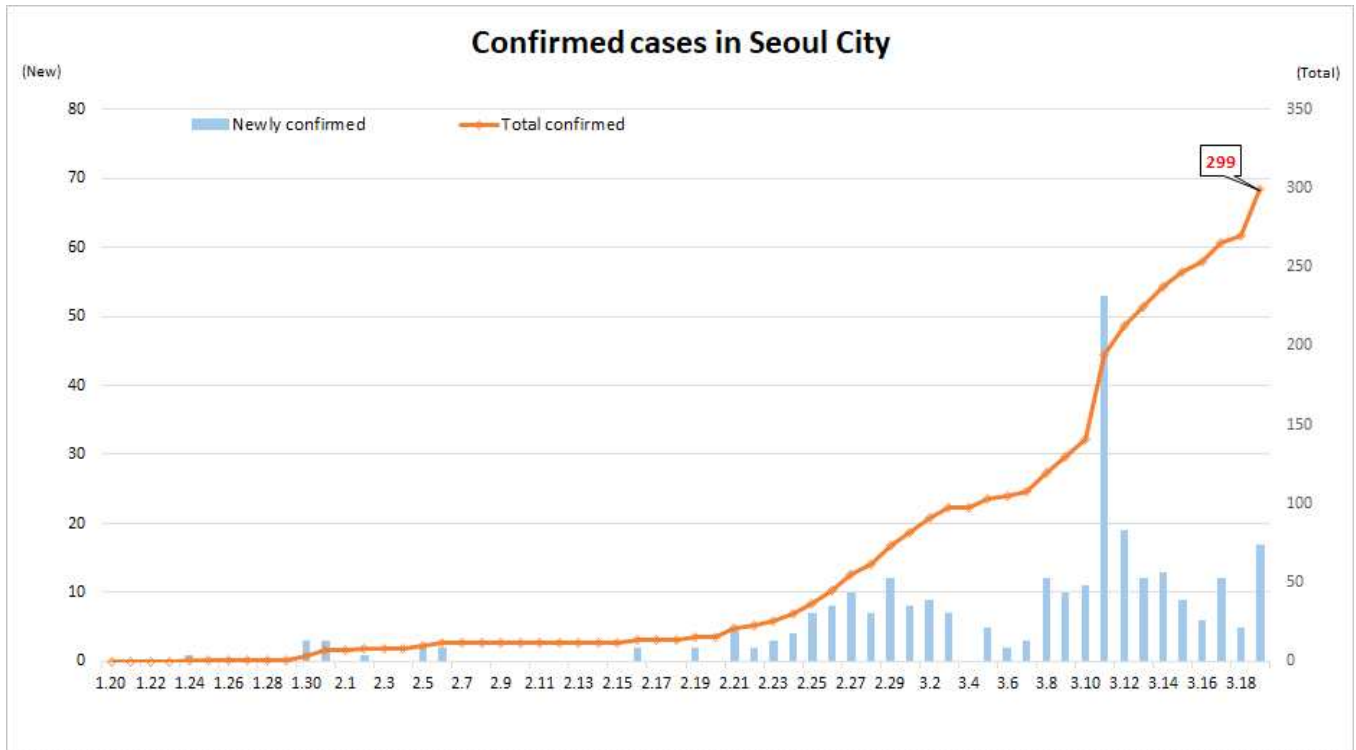


KCDC

Korea Centers for Disease Control & Prevention

Updates on COVID-19 in Republic of Korea

20 March 2020





KCDC

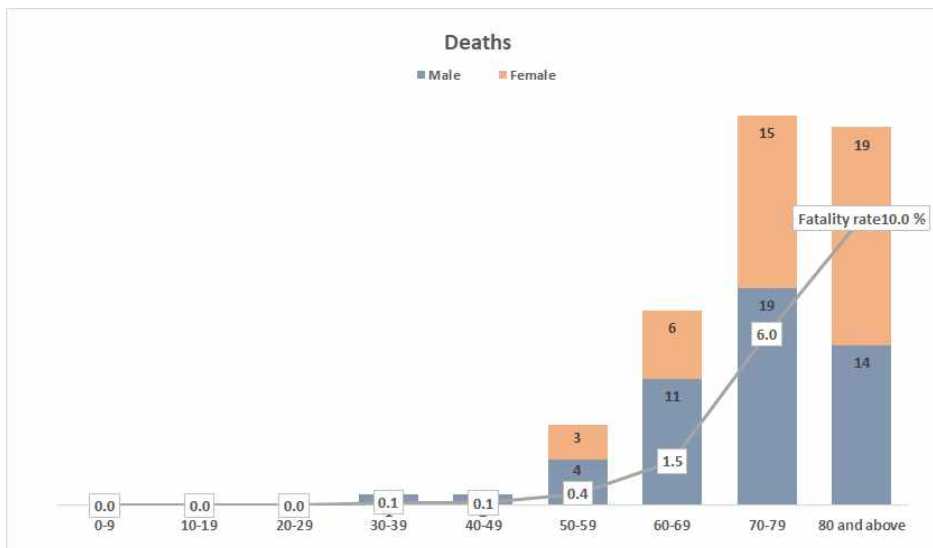
Korea Centers for Disease Control & Prevention

Updates on COVID-19 in Republic of Korea

20 March 2020

○ Case distribution by gender and age group:

		Confirmed Cases (%)	Deaths (%)	Fatality rate (%)
Total		8,652 (100.0)	94 (100.0)	1.09
Sex	Male	3,330 (38.49)	51 (54.26)	1.53
	Female	5,322 (61.51)	43 (45.74)	0.81
Age	80 and above	329 (3.80)	33 (35.11)	10.03
	70-79	568 (6.56)	35 (37.23)	6.16
	60-69	1,099 (12.70)	17 (18.09)	1.55
	50-59	1,656 (19.14)	7 (7.45)	0.42
	40-49	1,193 (13.79)	1 (1.06)	0.08
	30-39	893 (10.32)	1 (1.06)	0.11
	20-29	2,365 (27.33)	0 (0.00)	-
	10-19	452 (5.22)	0 (0.00)	-
	0-9	97 (1.12)	0 (0.00)	-





KCDC

Korea Centers for Disease
Control & Prevention

Updates on COVID-19 in Republic of Korea

20 March 2020

○ Pediatric case distribution:

Age group	Total confirmed	Change from yesterday	Status	
			Discharged from isolation	In isolation
0-2	29	1	7	22
3-6	30	2	6	24
7-12	98	6	22	76
13-15	89	3	23	66
16-18	131	1	28	103