



KCDC

Korea Centers for Disease Control & Prevention

# The Updates of COVID-19 in Republic of Korea

As of 22 March, 2020

○ As of 0:00, 22 March 2020, the total number of confirmed cases is 8,897 with 2,909 cases discharged from isolation. Newly confirmed cases are 98 in total.

Period (since 3 Jan)	Total	Tested positive				Being tested	Tested negative
		Confirmed	Discharged	Isolated	Deceased		
As of 0:00 21 March (Sat)	327,509	8,799	2,612	6,085	102	15,704	303,006
<b>As of 0:00 22 March (Sun)</b>	331,780	8,897	2,909	5,884	104	14,540	308,343
Differences	4,271	98	297	-201	2	-1,164	5,337

○ Regional distribution of total confirmed cases:

	Total	City							
		Seoul	Busan	Daegu	Incheon	Gwangju	Daejeon	Ulsan	Sejong
Isolated	5,884	260	38	4,205	32	9	18	24	38
Discharged	2,909	64	69	2,107	8	10	6	12	3
Deceased	104	0	1	75	0	0	0	0	0
<b>Total</b>	8,897	324	108	6,387	40	19	24	36	41
(Change)	(98)	(10)	-	(43)	-	(1)	(2)	-	-

	Province									Other
	Gyeong-gi	Gang-won	Chung-buk	Chung-nam	Jeon-buk	Jeon-nam	Gyeong-buk	Gyeong-nam	Jeju	
isolated	252	16	26	81	3	3	798	46	1	34
discharged	82	13	9	39	7	3	432	42	3	0
deceased	3	1	0	0	0	0	24	0	0	0
<b>Total</b>	337	30	35	120	10	6	1,254	88	4	34
(Change)	(16)	-	(1)	(1)	-	(1)	(11)	(1)	-	(11)



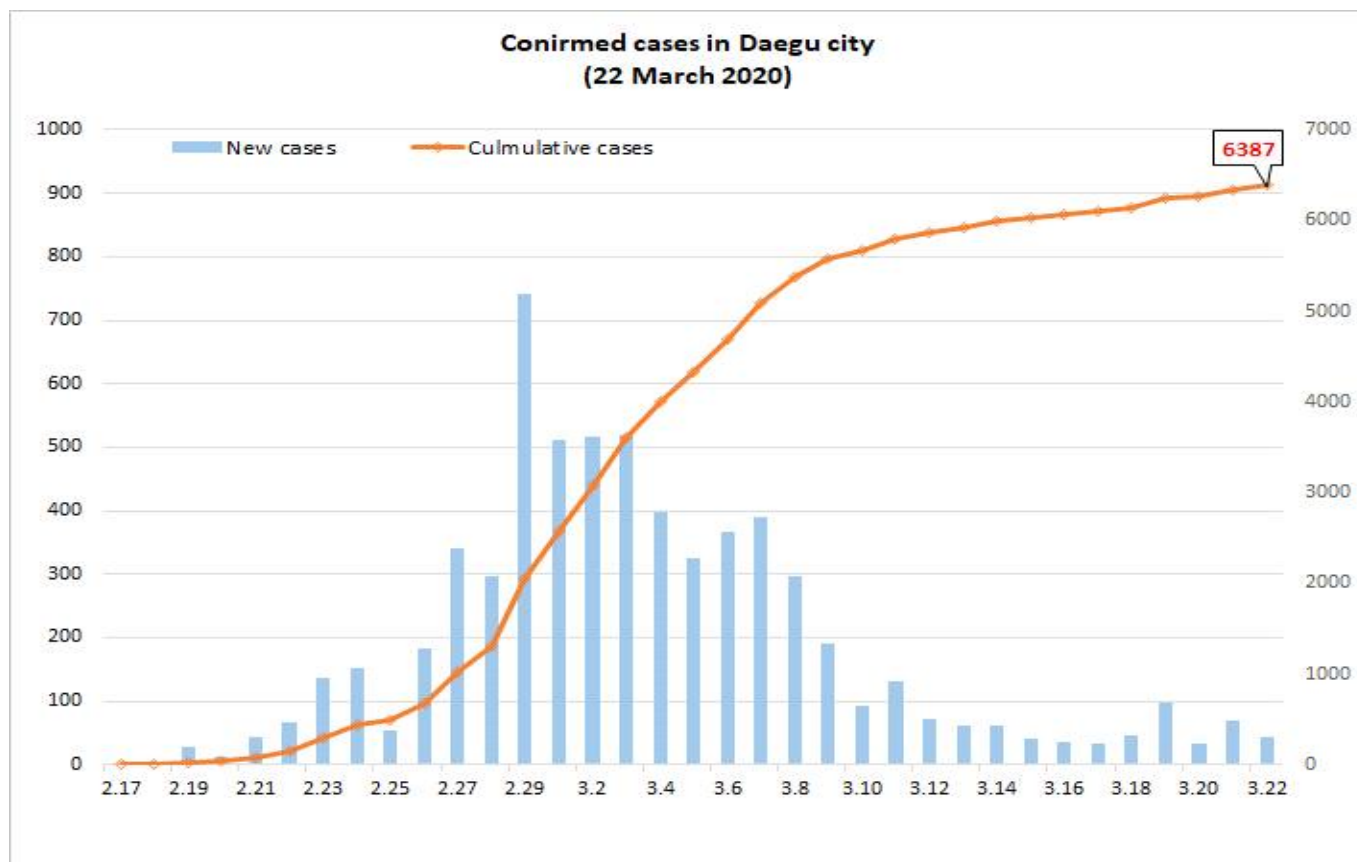
KCDC

Korea Centers for Disease Control & Prevention

# The Updates of COVID-19 in Republic of Korea

As of 22 March, 2020

○ Confirmed cases by date, by region, by gender and age are shown in the following graph and tables.



○ Cases distribution **by region:**

Region	# of cases	(%)	Incidence rate (per 0.1M)	Region	# of cases	(%)	Incidence rate (per 0.1M)
Seoul	324	(3.64)	3.33	Gyeonggi	337	(3.79)	2.54
Busan	108	(1.21)	3.17	Gangwon	30	(0.34)	1.95
Daegu	6,387	(71.79)	262.14	Chungbuk	35	(0.39)	2.19
Incheon	40	(0.45)	1.35	Chungnam	120	(1.35)	5.65
Gwangju	19	(0.21)	1.30	Jeonbuk	10	(0.11)	0.55
Daejeon	24	(0.27)	1.63	Jeonnam	6	(0.07)	0.32
Ulsan	36	(0.40)	3.14	Gyeongbuk	1,254	(14.09)	47.10
Sejong	41	(0.46)	11.98	Gyeongnam	88	(0.99)	2.62
Airport Screening	34	(0.38)	-	Jeju	4	(0.04)	0.60
<b>Total</b>				<b>8,897 (100)</b>		<b>17.16</b>	

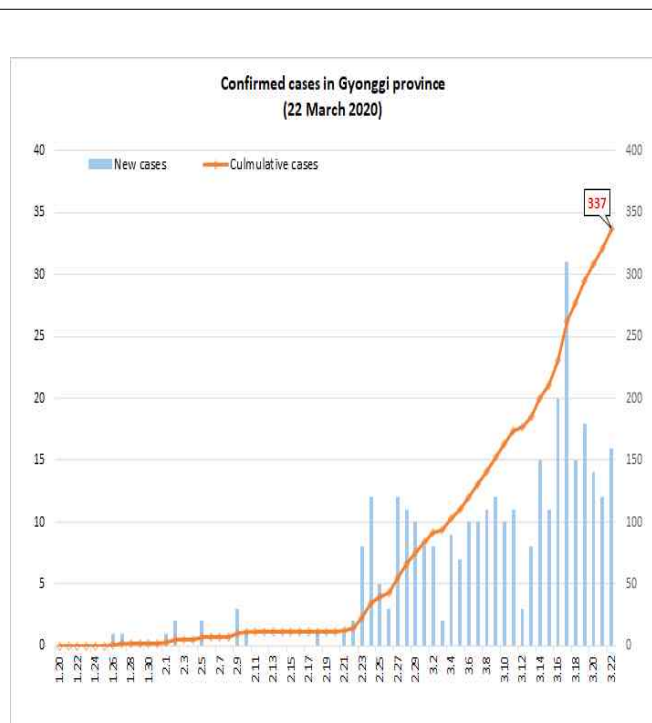
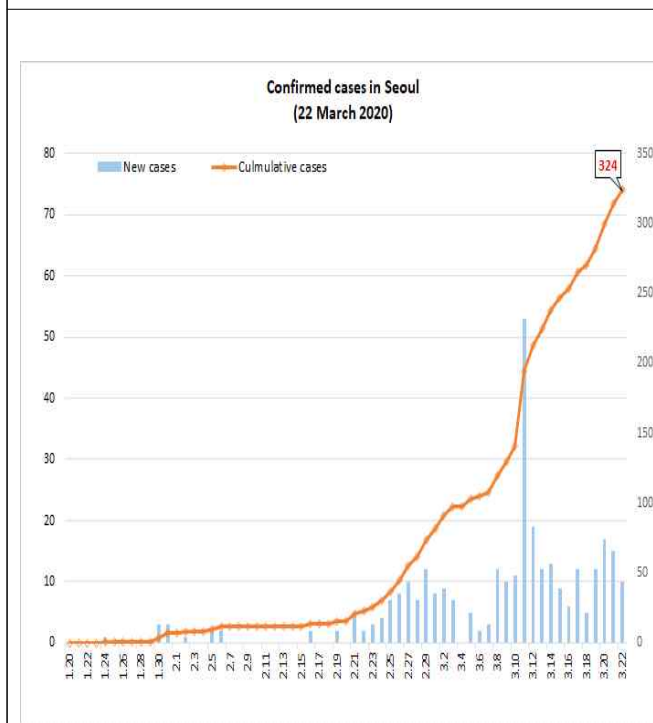
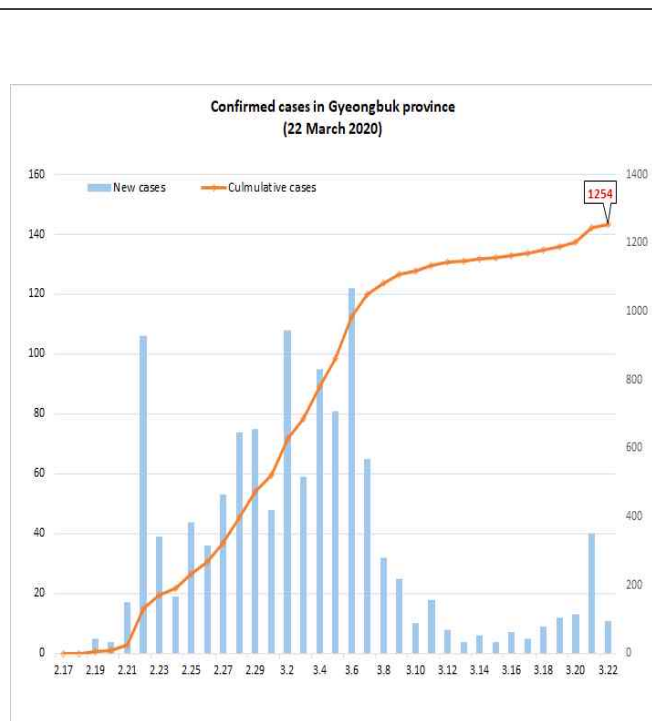
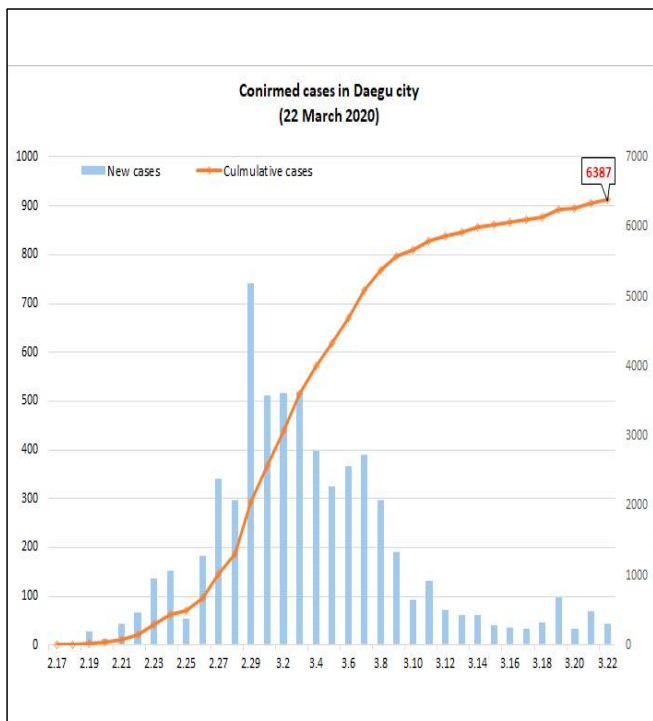


KCDC

Korea Centers for Disease Control & Prevention

# The Updates of COVID-19 in Republic of Korea

As of 22 March, 2020





KCDC

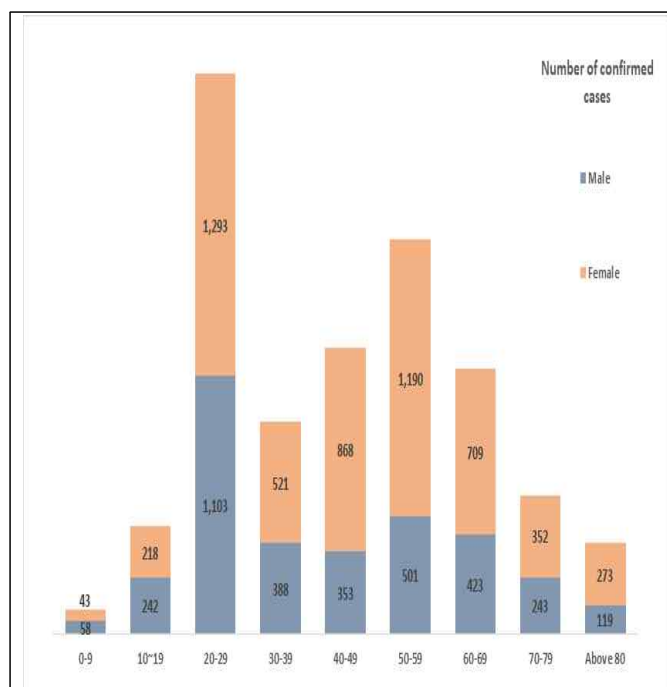
Korea Centers for Disease Control & Prevention

# The Updates of COVID-19 in Republic of Korea

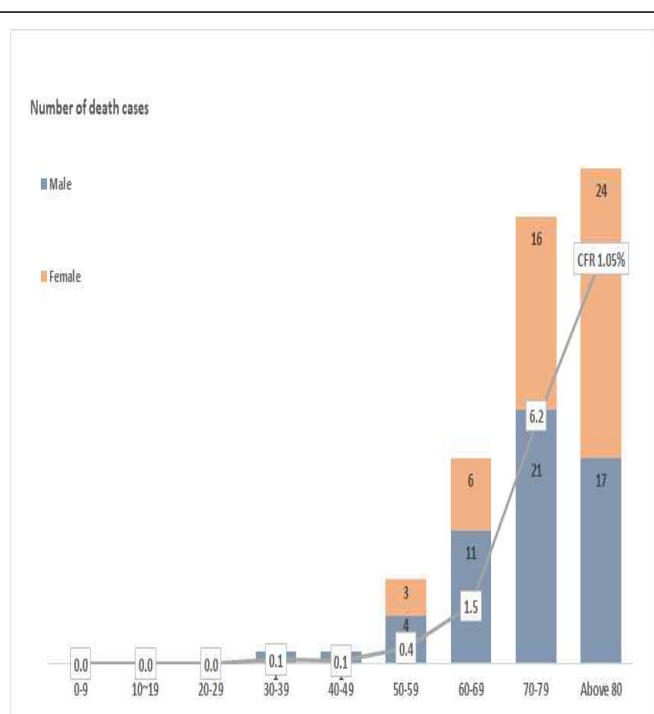
As of 22 March, 2020

○ Case distribution **by gender and age:**

Classification		Confirmed Cases (%)	Deaths (%)	Fatality rate (%)
Total		8,897 (100)	104 (100.0)	1.17
Sex	Male	3,430 (38.55)	55 (52.88)	1.60
	Female	5,467 (61.45)	49 (47.12)	0.90
Age	80 and above	392 (4.41)	41 (39.42)	10.46
	70-79	595 (6.69)	37 (35.58)	6.22
	60-69	1,132 (12.72)	17 (16.35)	1.50
	50-59	1,691 (19.01)	7 (6.73)	0.41
	40-49	1,221 (13.72)	1 (0.96)	0.08
	30-39	909 (10.22)	1 (0.96)	0.11
	20-29	2,396 (26.93)	0 (0.00)	-
	10-19	460 (5.17)	0 (0.00)	-
	0-9	101 (1.14)	0 (0.00)	-



Age distribution of confirmed cases



Age distribution of deaths



KCDC

Korea Centers for Disease Control & Prevention

# The Updates of COVID-19 in Republic of Korea

As of 22 March, 2020

## ○ Imported cases by world region

