



KCDC

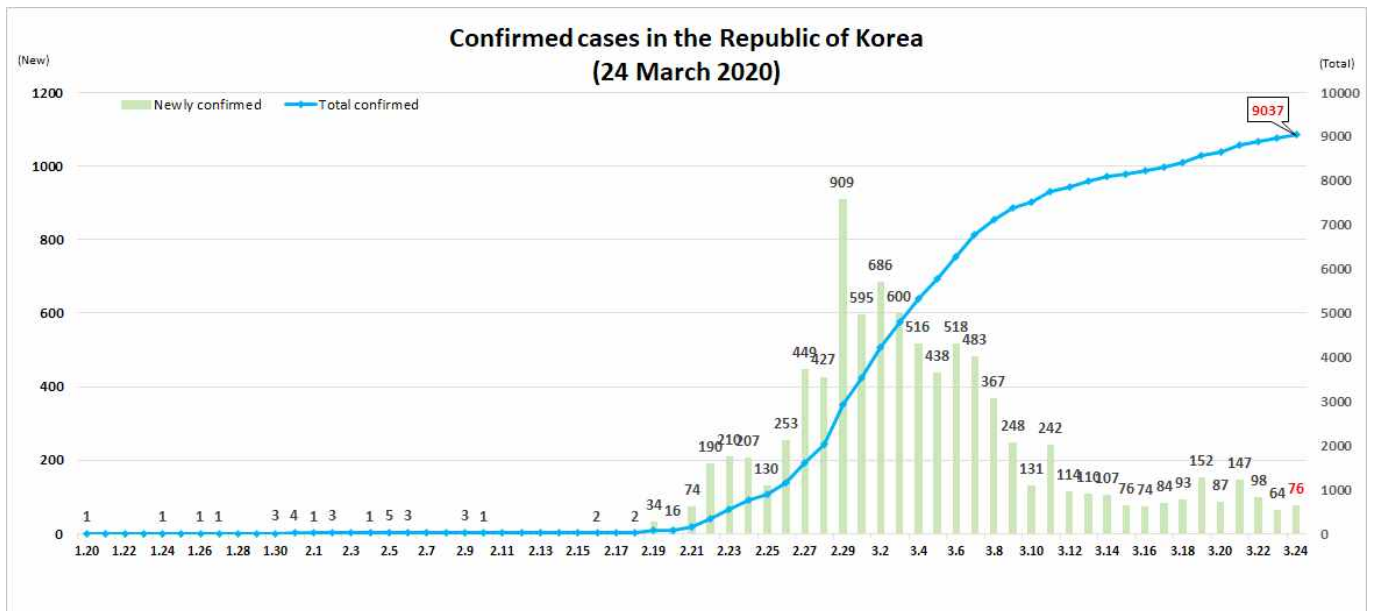
Korea Centers for Disease Control & Prevention

# Updates on COVID-19 in Republic of Korea

24 March 2020

○ As of 0:00, 24 March 2020, the total number of confirmed cases is 9,037 (including 171 imported cases), of which 3,507 cases have been discharged from isolation. Newly confirmed cases are 76 in total.

Period (since 3 Jan)	Total	Tested positive				Being tested	Tested negative
		Confirmed	Discharged	Isolated	Deceased		
As of 0:00 23 March (Mon)	338,036	8,961	3,166	5,684	111	13,628	315,447
As of 0:00 24 March (Tues)	348,582	9,037	3,507	5,410	120	15,440	324,105
Difference	+10,546	+76	+341	-274	+9	+1,812	+8,658



○ Regional distribution of total confirmed cases:

	Total	City								
		Seoul	Busan	Daegu	Incheon	Gwangju	Daejeon	Ulsan	Sejong	
Isolated	5,410	262	39	3,783	33	8	18	18	39	
Discharged	3,507	72	71	2,571	8	11	6	18	3	
Deceased	120	0	1	88	0	0	0	0	0	
<b>Subtotal</b>	<b>9,037</b>	<b>334</b>	<b>111</b>	<b>6,442</b>	<b>41</b>	<b>19</b>	<b>24</b>	<b>36</b>	<b>42</b>	
(Difference)	(76)	(4)	(2)	(31)	(1)	-	-	-	-	

	Total	Province								
		Gyeonggi	Gangwon	Chung-buk	Chung-nam	Jeon-buk	Jeon-nam	Gyeong-buk	Gyeong-nam	Jeju
Isolated	265	15	27	64	3	3	724	42	0	67
Discharged	97	14	11	56	7	3	507	48	4	0
Deceased	4	1	0	0	0	0	26	0	0	0
<b>Subtotal</b>	<b>366</b>	<b>30</b>	<b>38</b>	<b>120</b>	<b>10</b>	<b>6</b>	<b>1,257</b>	<b>90</b>	<b>4</b>	<b>67</b>
(Difference)	(15)	-	(1)	-	-	-	(1)	(1)	-	(20)



KCDC

Korea Centers for Disease Control & Prevention

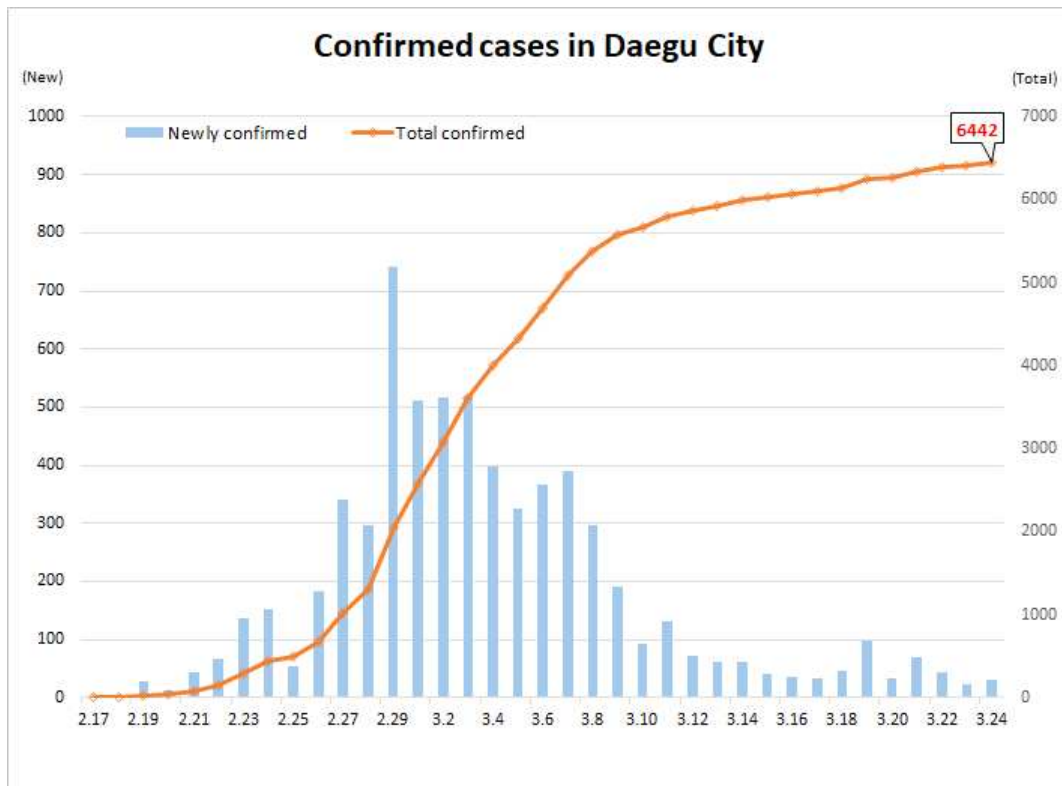
# Updates on COVID-19 in Republic of Korea

24 March 2020

○ Case distribution and incidence rate by region:

Region	# of cases	(%)	Incidence rate (per 0.1M)	Region	# of cases	(%)	Incidence rate (per 0.1M)
Seoul	334	(3.70)	3.43	Gyeonggi	366	(4.05)	2.76
Busan	111	(1.23)	3.25	Gangwon	30	(0.33)	1.95
Daegu	6,442	(71.28)	264.40	Chungbuk	38	(0.42)	2.38
Incheon	41	(0.45)	1.39	Chungnam	120	(1.33)	5.65
Gwangju	19	(0.21)	1.30	Jeonbuk	10	(0.11)	0.55
Daejeon	24	(0.27)	1.63	Jeonnam	6	(0.07)	0.32
Ulsan	36	(0.40)	3.14	Gyeongbuk	1,257	(13.91)	47.21
Sejong	42	(0.46)	12.27	Gyeongnam	90	(1.00)	2.68
Airport Screening	67	(0.74)	-	Jeju	4	(0.04)	0.60
<b>Total</b>					<b>9,037</b>	<b>(100)</b>	<b>17.43</b>

○ Daily cases trends by region:



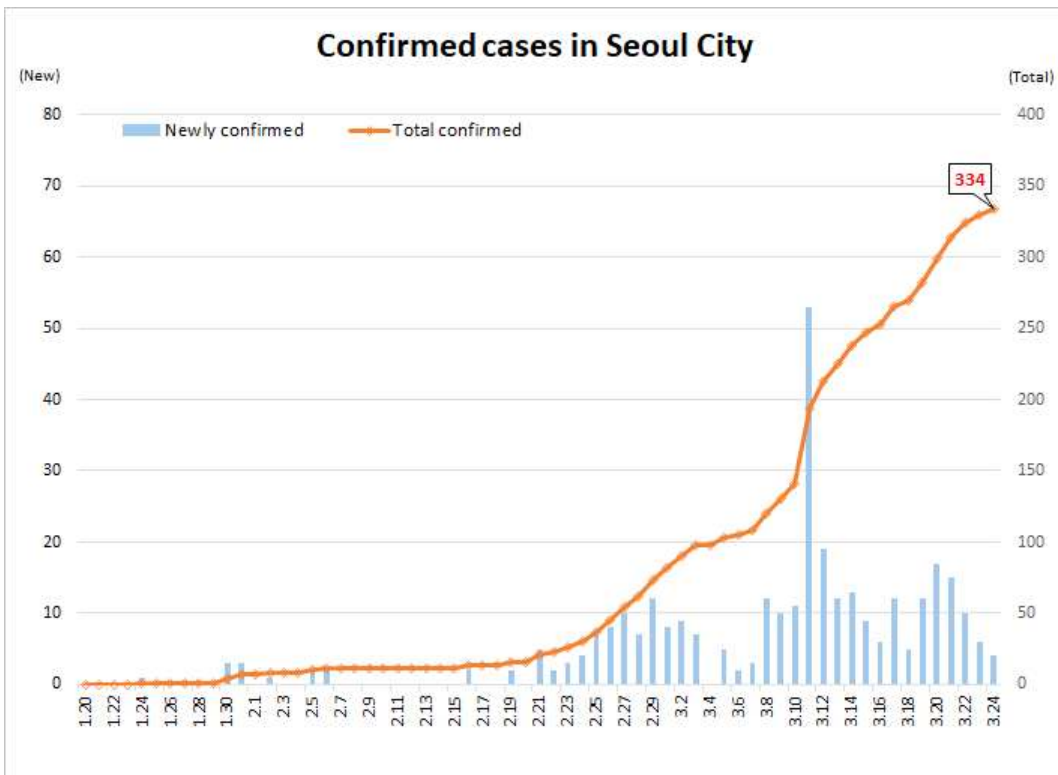
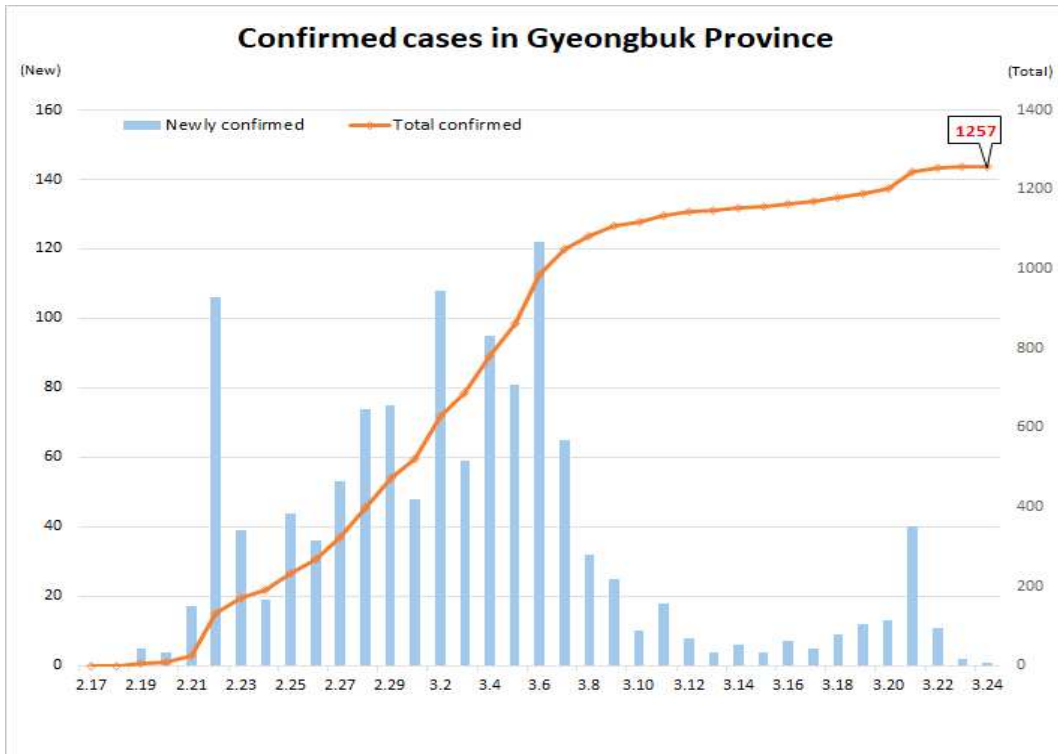


KCDC

Korea Centers for Disease Control & Prevention

# Updates on COVID-19 in Republic of Korea

24 March 2020



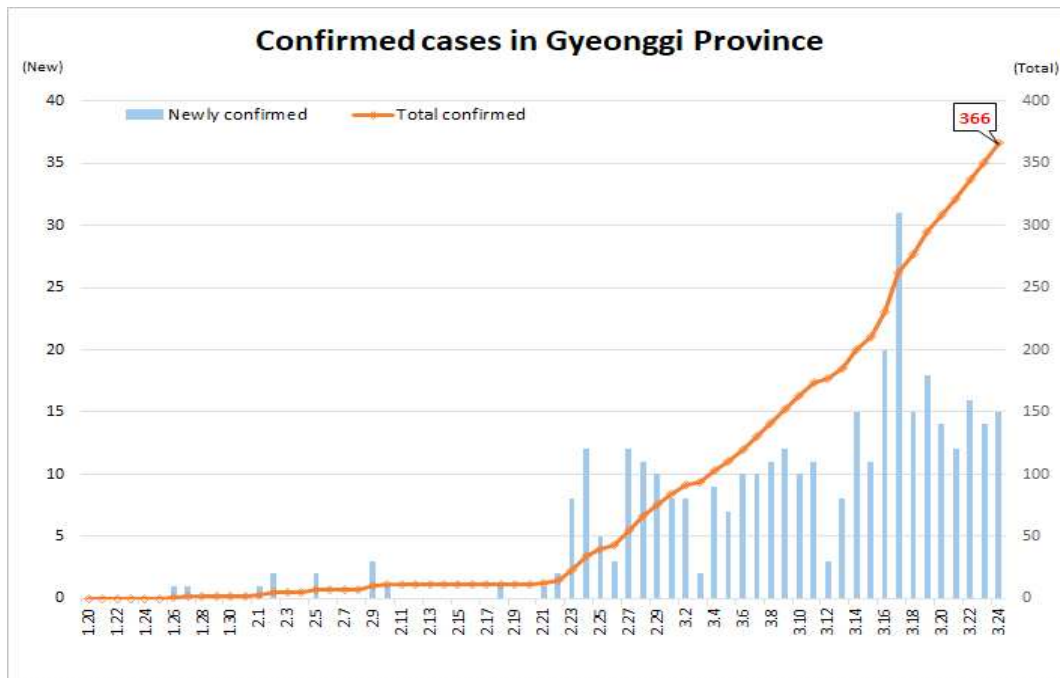


KCDC

Korea Centers for Disease Control & Prevention

# Updates on COVID-19 in Republic of Korea

24 March 2020



○ **Case distribution by gender and age group:**

		Confirmed Cases (%)	Deaths (%)	Fatality rate (%)
Total		9,037 (100)	120 (100)	1.33
Sex	Male	3,497 (38.70)	60 (50.00)	1.72
	Female	5,540 (61.30)	60 (50.00)	1.08
Age	80 and above	401 (4.44)	52 (43.33)	12.97
	70-79	608 (6.73)	38 (31.67)	6.25
	60-69	1,146 (12.68)	20 (16.67)	1.75
	50-59	1,716 (18.99)	8 (6.67)	0.47
	40-49	1,234 (13.65)	1 (0.83)	0.08
	30-39	921 (10.19)	1 (0.83)	0.11
	20-29	2,438 (26.98)	0 (0.00)	-
	10-19	468 (5.18)	0 (0.00)	-
	0-9	105 (1.16)	0 (0.00)	-

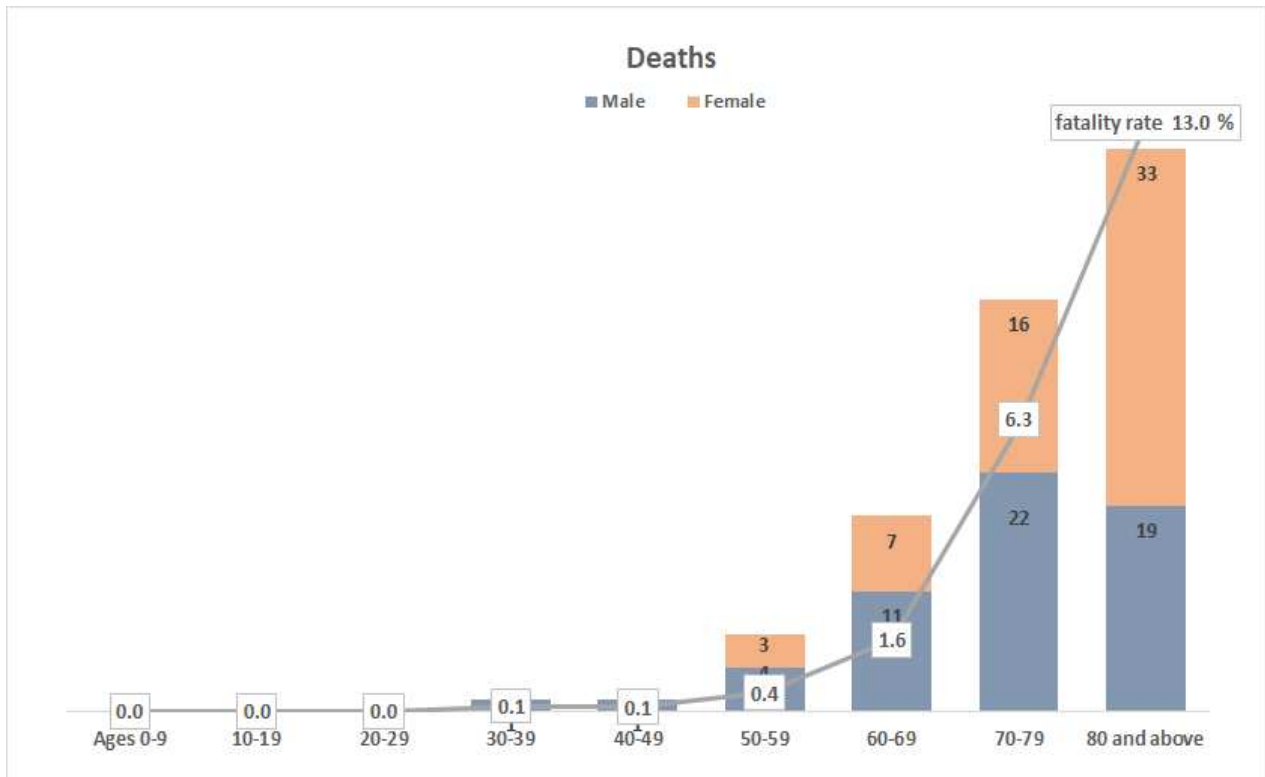
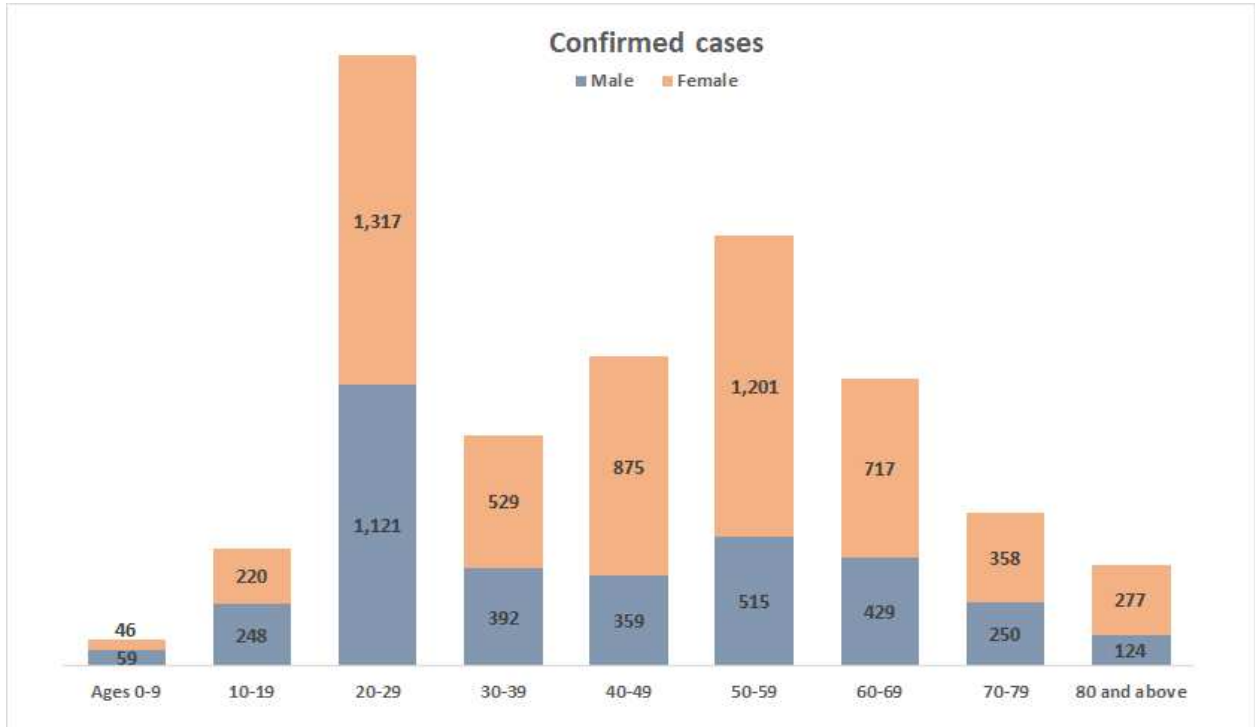


KCDC

Korea Centers for Disease Control & Prevention

# Updates on COVID-19 in Republic of Korea

24 March 2020





KCDC

Korea Centers for Disease Control & Prevention

# Updates on COVID-19 in Republic of Korea

24 March 2020

## ○ Weekly trend of imported cases:

