



KCDC

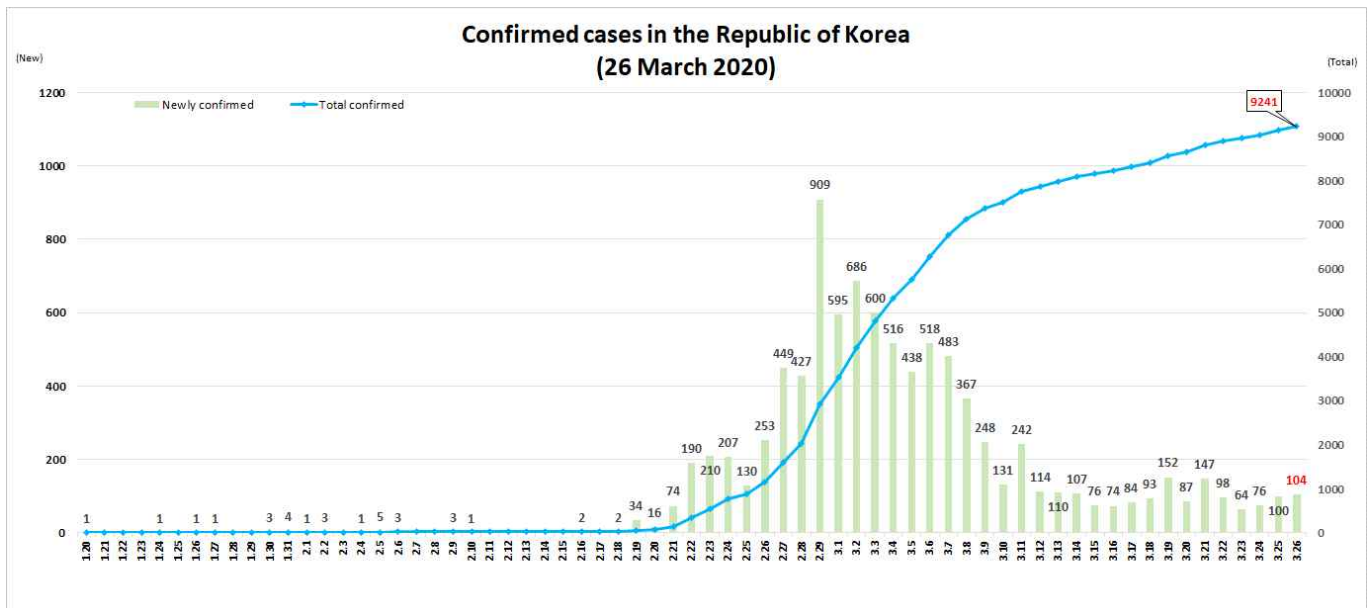
Korea Centers for Disease Control & Prevention

Updates on COVID-19 in Republic of Korea

26 March 2020

- As of 0:00, 26 March 2020, the total number of confirmed cases is 9,241 (including 284 imported cases), of which 4,144 cases have been discharged from isolation. Newly confirmed cases are 104 in total.

Period (since 3 Jan)	Total	Tested positive				Being tested	Tested negative
		Confirmed	Discharged	Isolated	Deceased		
As of 0:00 25 March (Wed)	357,896	9,137	3,730	5,281	126	14,278	334,481
As of 0:00 26 March (Thurs)	364,942	9,241	4,144	4,966	131	14,369	341,332
Difference	7,046	104	414	-315	5	91	6,851



○ Regional distribution of total confirmed cases:

	Total	City								
		Seoul	Busan	Daegu	Incheon	Gwangju	Daejeon	Ulsan	Sejong	
Isolated	4,966	280	35	3,349	32	8	24	17	36	
Discharged	4,144	80	75	3,039	11	11	6	20	8	
Deceased	131	0	2	94	0	0	0	0	0	
Subtotal	9,241	360	112	6,482	43	19	30	37	44	
(Difference)	(104)	(13)	-	(26)	(1)	-	(6)	-	-	

	Total	Province								
		Gyeonggi	Gangwon	Chung-buk	Chung-nam	Jeon-buk	Jeon-nam	Gyeong-buk	Gyeong-nam	Jeju
Isolated	275	12	25	56	3	5	643	33	2	131
Discharged	122	18	14	68	7	3	601	57	4	0
Deceased	4	1	0	0	0	0	30	0	0	0
Subtotal	401	31	39	124	10	8	1,274	90	6	131
(Difference)	(14)	-	(1)	(1)	-	-	(12)	-	-	(30)



KCDC

Korea Centers for Disease Control & Prevention

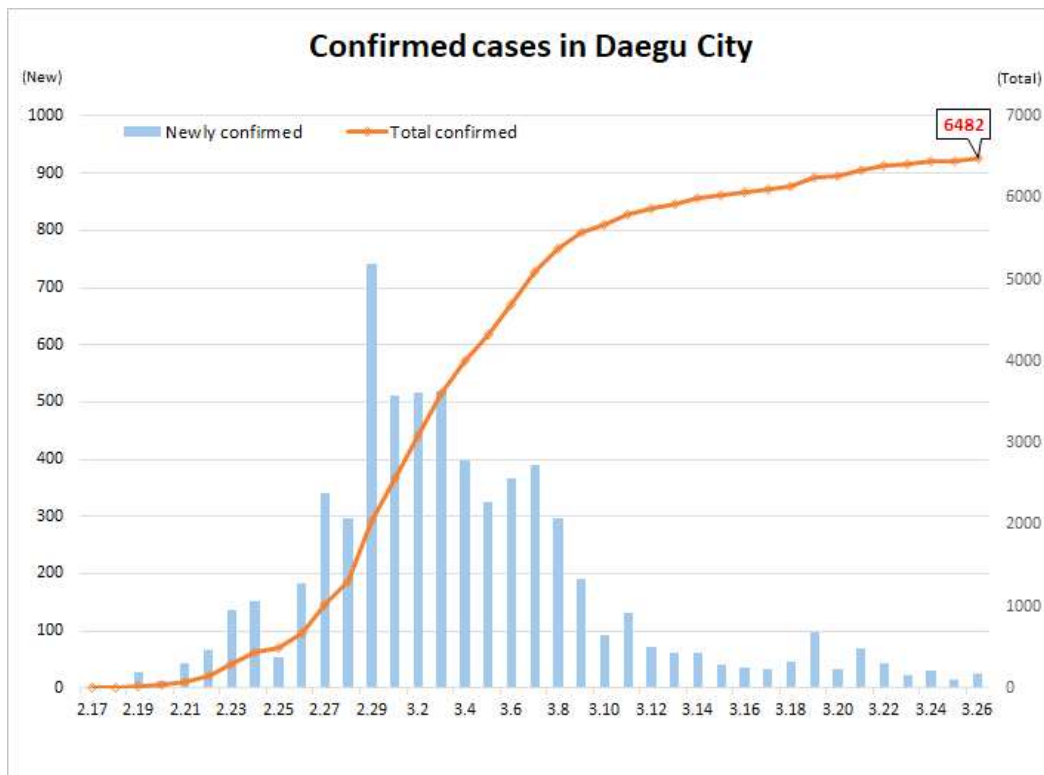
Updates on COVID-19 in Republic of Korea

26 March 2020

○ Case distribution and incidence rate by region:

Region	# of cases	(%)	Incidence rate (per 0.1M)	Region	# of cases	(%)	Incidence rate (per 0.1M)
Seoul	360	(3.90)	3.70	Gyeonggi	401	(4.34)	3.03
Busan	112	(1.21)	3.28	Gangwon	31	(0.34)	2.01
Daegu	6,482	(70.14)	266.04	Chungbuk	39	(0.42)	2.44
Incheon	43	(0.47)	1.45	Chungnam	124	(1.34)	5.84
Gwangju	19	(0.21)	1.30	Jeonbuk	10	(0.11)	0.55
Daejeon	30	(0.32)	2.04	Jeonnam	8	(0.09)	0.43
Ulsan	37	(0.40)	3.23	Gyeongbuk	1274	(13.79)	47.85
Sejong	44	(0.48)	12.85	Gyeongnam	90	(0.97)	2.68
Airport Screening	131	(1.42)	-	Jeju	6	(0.06)	0.89
Total							17.82
					9,241	(100)	

○ Daily cases trends by region:



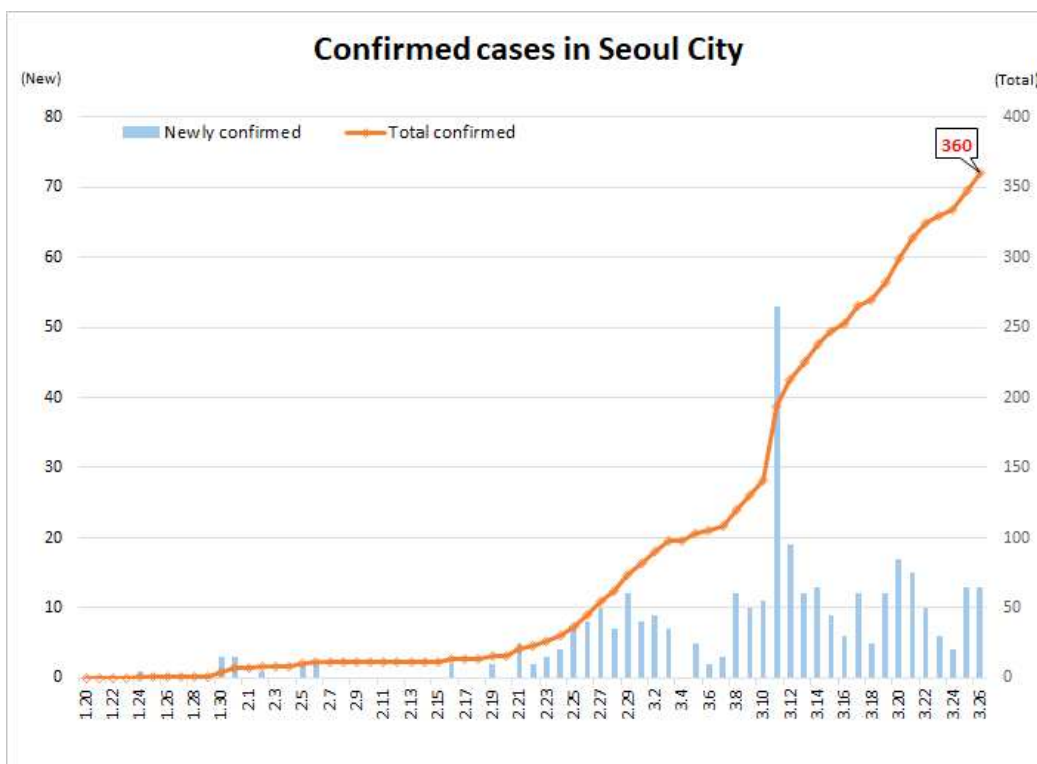
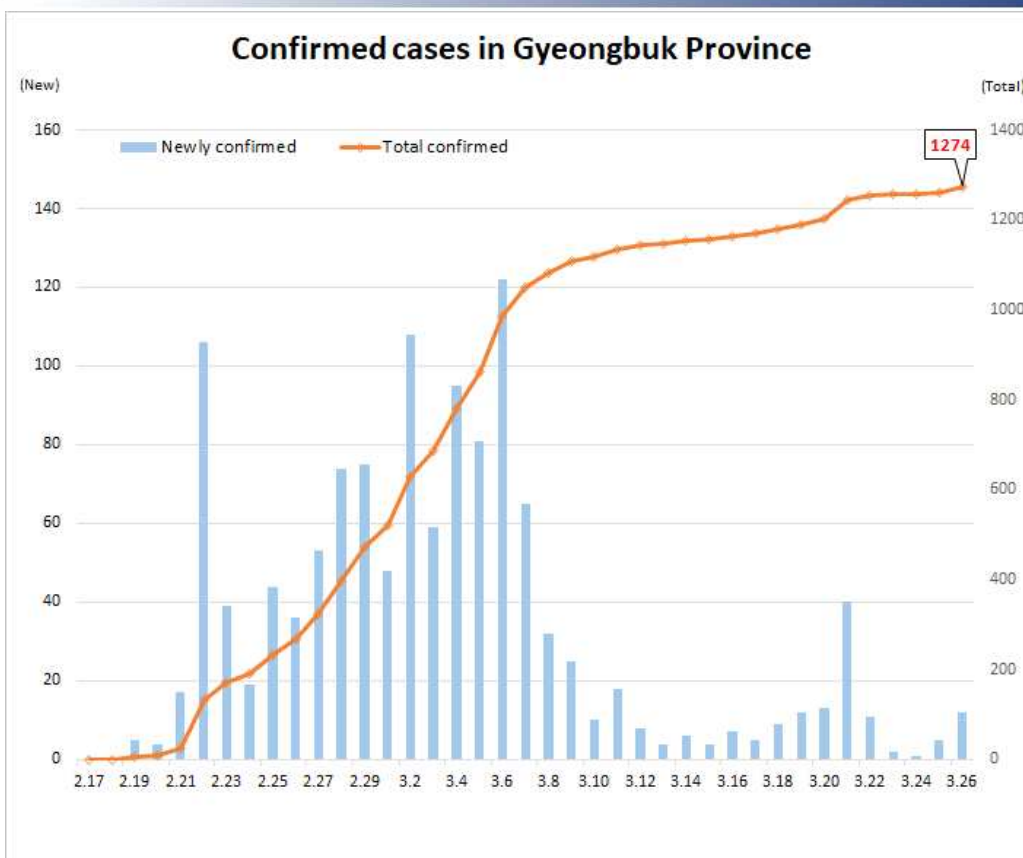


KCDC

Korea Centers for Disease Control & Prevention

Updates on COVID-19 in Republic of Korea

26 March 2020



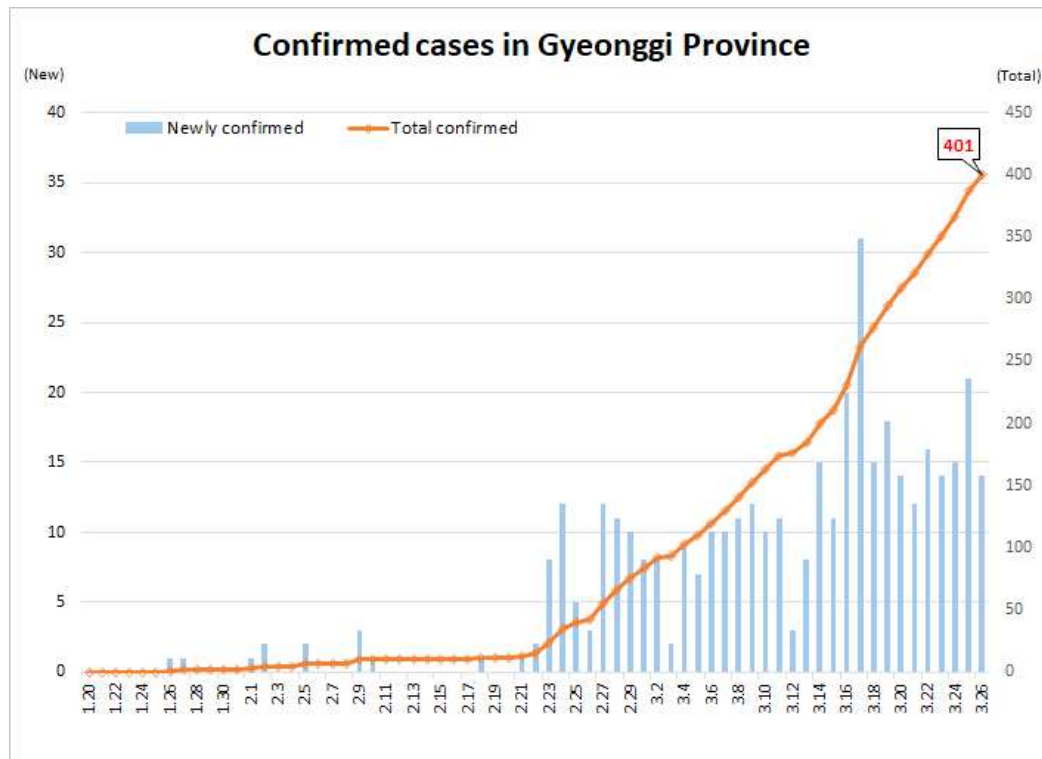


KCDC

Korea Centers for Disease Control & Prevention

Updates on COVID-19 in Republic of Korea

26 March 2020



○ Case distribution by gender and age group:

		Confirmed Cases (%)	Deaths (%)	Fatality rate (%)
Total		9,241 (100)	131 (100)	1.42
Sex	Male	3,598 (38.94)	68 (51.91)	1.89
	Female	5,643 (61.06)	63 (48.09)	1.12
Age	80 and above	416 (4.50)	58 (44.27)	13.94
	70-79	616 (6.67)	41 (31.30)	6.66
	60-69	1,162 (12.57)	20 (15.27)	1.72
	50-59	1,738 (18.81)	10 (7.63)	0.58
	40-49	1,252 (13.55)	1 (0.76)	0.08
	30-39	955 (10.33)	1 (0.76)	0.10
	20-29	2,508 (27.14)	0 (0.00)	-
	10-19	488 (5.28)	0 (0.00)	-
0-9	106 (1.15)	0 (0.00)	-	

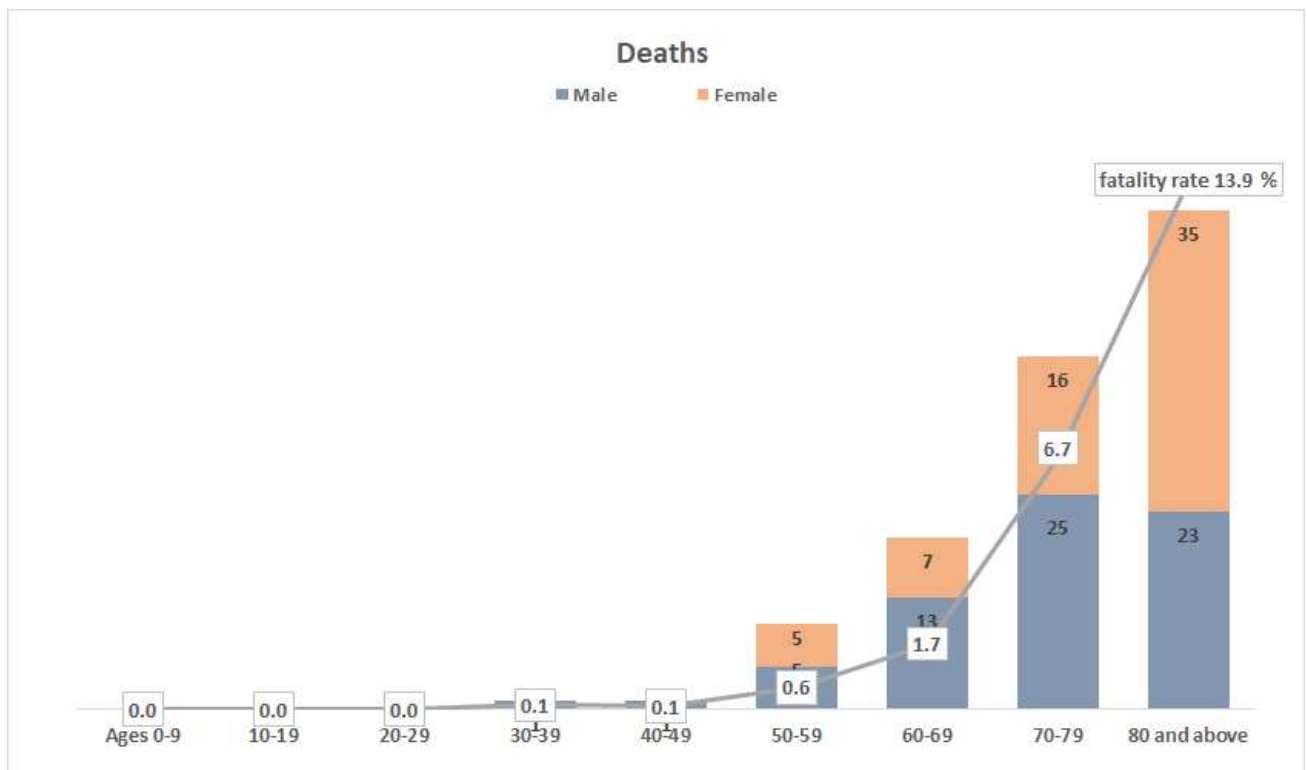
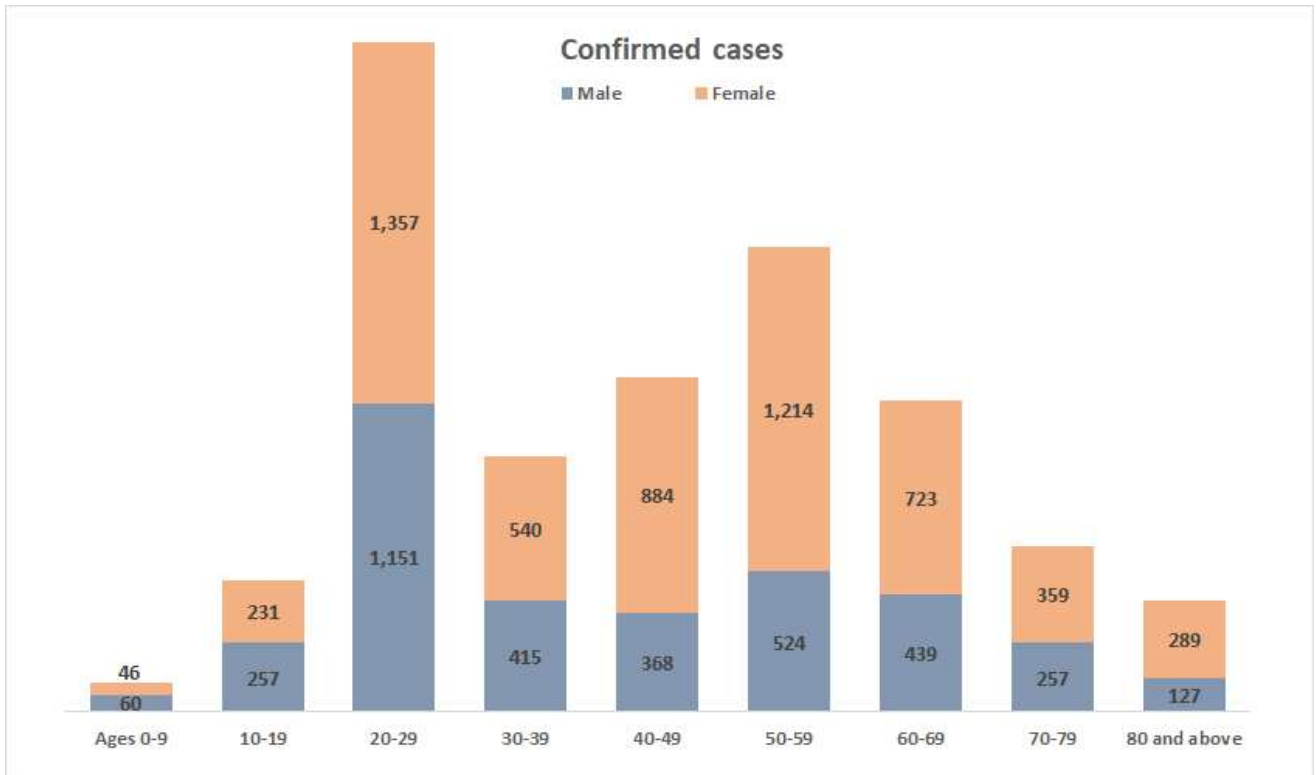


KCDC

Korea Centers for Disease Control & Prevention

Updates on COVID-19 in Republic of Korea

26 March 2020





KCDC

Korea Centers for Disease Control & Prevention

Updates on COVID-19 in Republic of Korea

26 March 2020

○ Weekly trend of imported cases:

