



KCDC

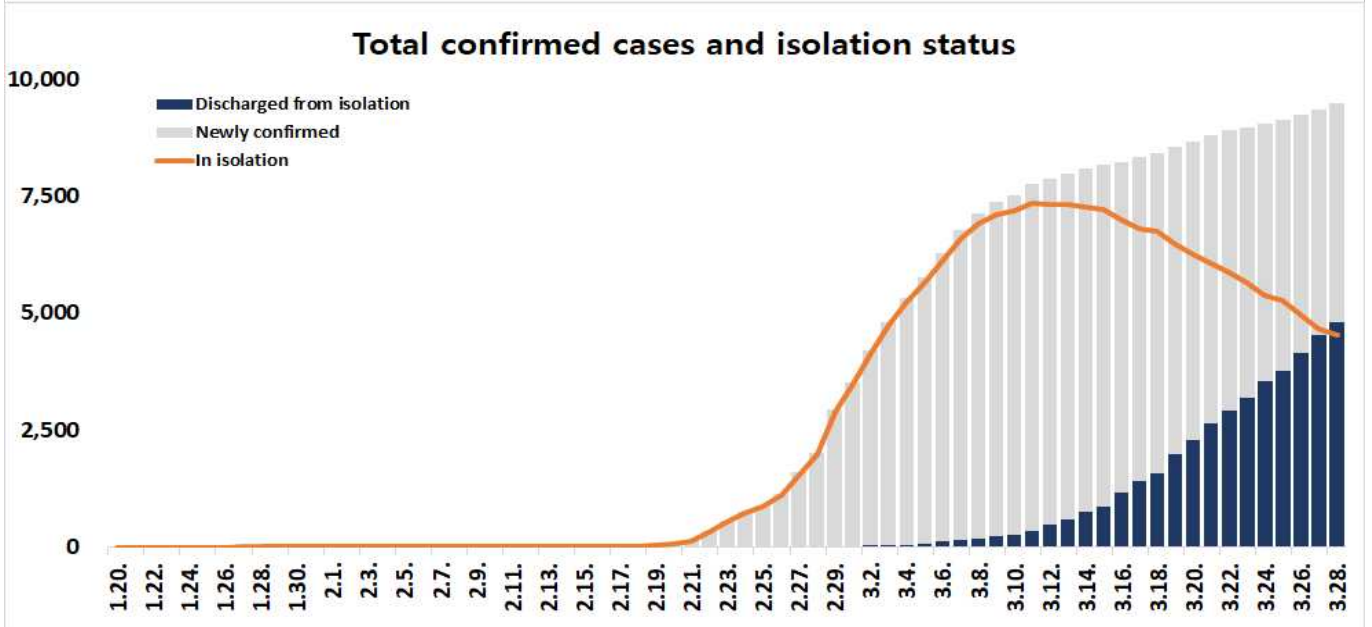
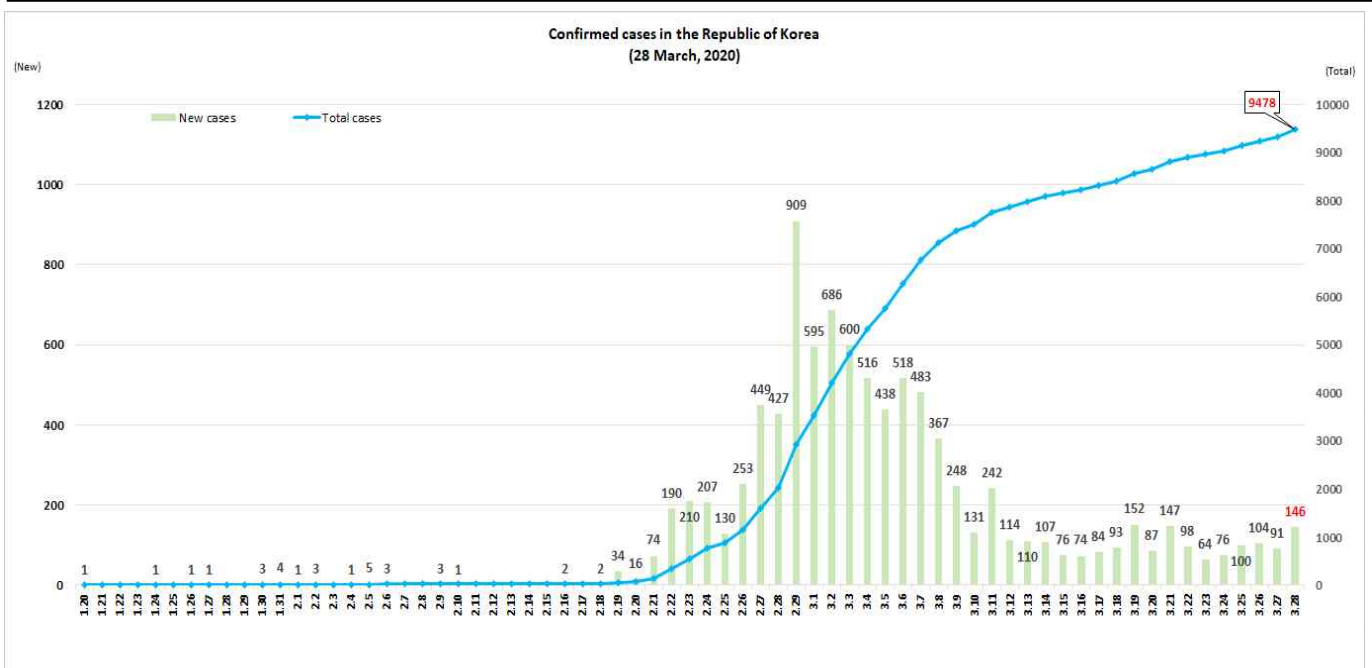
Korea Centers for Disease Control & Prevention

The Updates of COVID-19 in Republic of Korea

As of 28 March, 2020

○ As of 0:00, 28 March 2020, the total number of confirmed cases is 9,478 (including 363 imported cases), of which 4,811 cases have been discharged from isolation. Newly confirmed cases are 146 in total.

Period (since 3 Jan)	Total	Tested positive				Being tested	Tested negative
		Confirmed	Discharged	Isolated	Deceased		
As of 0:00 27 March (Fri.)	376,961	9,332	4,528	4,665	139	15,219	352,410
As of 0:00 28 March (Sat.)	387,925	9,478	4,811	4,523	144	16,564	361,883
Difference	+10,964	+146	+283	-142	+5	+1,345	+9,473





KCDC

Korea Centers for Disease Control & Prevention

The Updates of COVID-19 in Republic of Korea

As of 28 March, 2020

○ Regional distribution of total confirmed cases:

	Total	City							
		Seoul	Busan	Daegu	Incheon	Gwangju	Daejeon	Ulsan	Sejong
Isolated	4,523	297	31	2,943	37	9	21	20	35
Discharged	4,811	93	81	3,543	14	11	10	19	9
Deceased	144	0	2	101	0	0	0	0	0
Subtotal	9,478	390	114	6,587	51	20	31	39	44
(Difference)	(146)	(18)	(1)	(71)	(5)	-	-	-	-

	Province									
	Gyeonggi	Gangwon	Chung-buk	Chung-nam	Jeon-buk	Jeon-nam	Gyeong-buk	Gyeong-nam	Jeju	Other Airport screening
Isolated	288	11	20	45	3	5	558	28	4	168
Discharged	140	20	21	81	7	3	692	63	4	0
Deceased	5	1	0	0	0	0	35	0	0	0
Subtotal	433	32	41	126	10	8	1,285	91	8	168
(Difference)	(21)	(1)	-	(2)	-	-	(2)	-	(1)	(24)

○ Case distribution and incidence rate by region:

Region	# of cases	(%)	Incidence rate (per 0.1M)	Region	# of cases	(%)	Incidence rate (per 0.1M)
Seoul	390	(4.11)	4.01	Gyeonggi	433	(4.57)	3.27
Busan	114	(1.20)	3.34	Gangwon	32	(0.34)	2.08
Daegu	6,587	(69.50)	270.35	Chungbuk	41	(0.43)	2.56
Incheon	51	(0.54)	1.73	Chungnam	126	(1.33)	5.94
Gwangju	20	(0.21)	1.37	Jeonbuk	10	(0.11)	0.55
Daejeon	31	(0.33)	2.10	Jeonnam	8	(0.08)	0.43
Ulsan	39	(0.41)	3.40	Gyeongbuk	1,285	(13.56)	48.26
Sejong	44	(0.46)	12.85	Gyeongnam	91	(0.96)	2.71
Airport Screening	168	(1.77)	-	Jeju	8	(0.08)	1.19
Total							
				9,478		(100)	
				18.28			



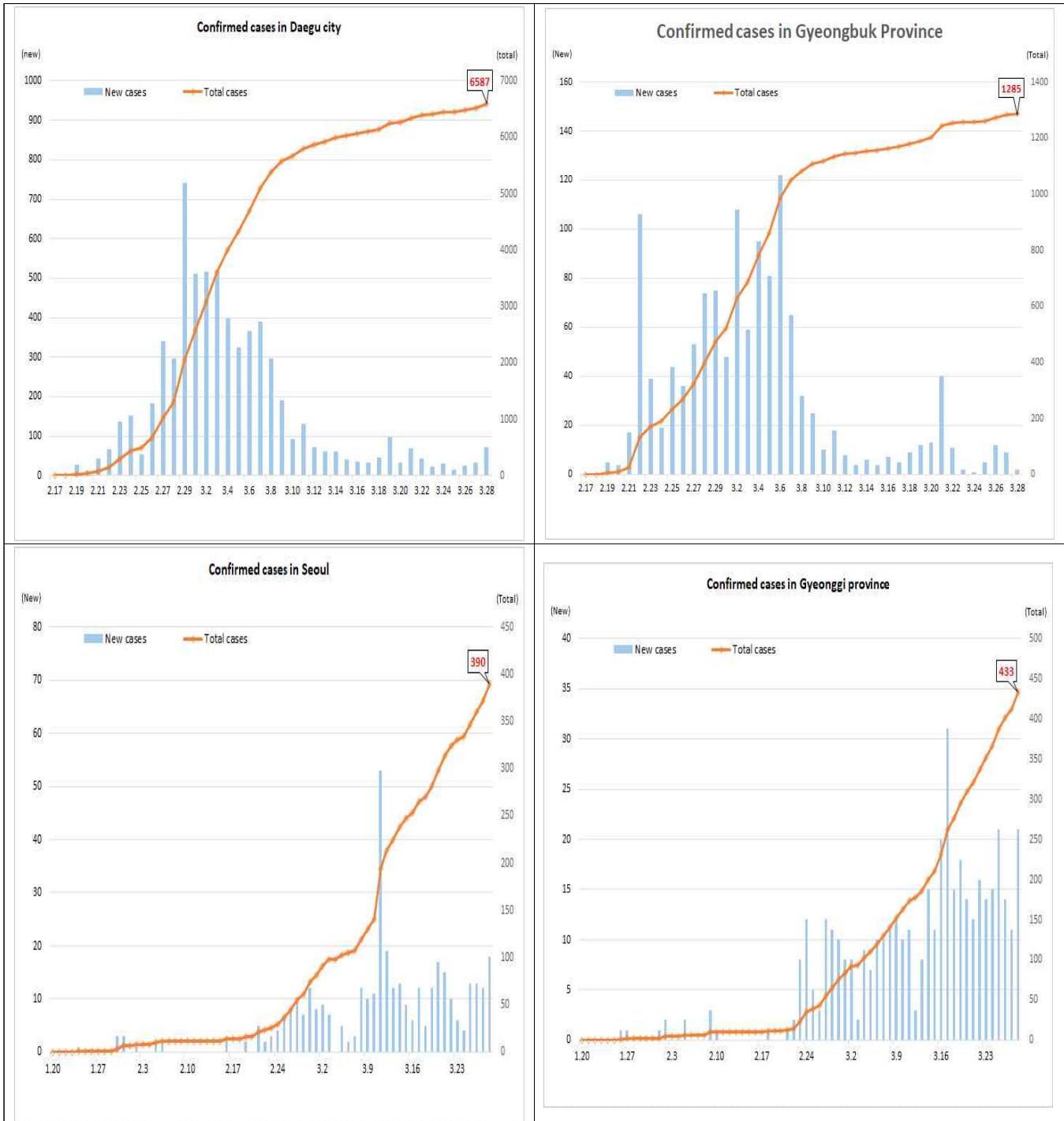
KCDC

Korea Centers for Disease Control & Prevention

The Updates of COVID-19 in Republic of Korea

As of 28 March, 2020

○ Daily cases trends by region:





KCDC

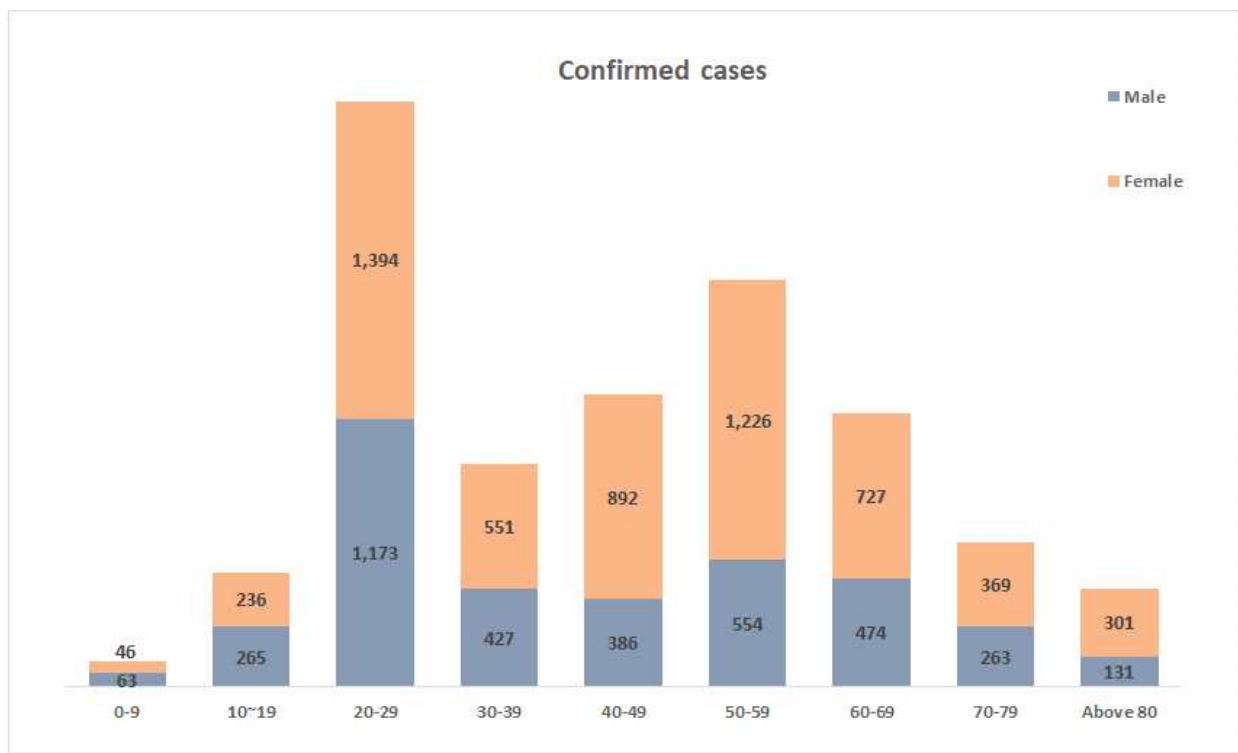
Korea Centers for Disease Control & Prevention

The Updates of COVID-19 in Republic of Korea

As of 28 March, 2020

○ Case distribution by gender and age group:

		Confirmed Cases (%)	Deaths (%)	Fatality rate (%)
Total		9,478 (100)	144 (100)	1.52
Sex	Male	3,736 (39.42)	77 (53.47)	2.06
	Female	5,742 (60.58)	67 (46.53)	1.17
Age	80 and above	432 (4.56)	70 (48.61)	16.20
	70-79	632 (6.67)	41 (28.47)	6.49
	60-69	1,201 (12.67)	21 (14.58)	1.75
	50-59	1,780 (18.78)	10 (6.94)	0.56
	40-49	1,278 (13.48)	1 (0.69)	0.08
	30-39	978 (10.32)	1 (0.69)	0.10
	20-29	2,567 (27.08)	0 (0.00)	-
	10-19	501 (5.29)	0 (0.00)	-
	0-9	109 (1.15)	0 (0.00)	-



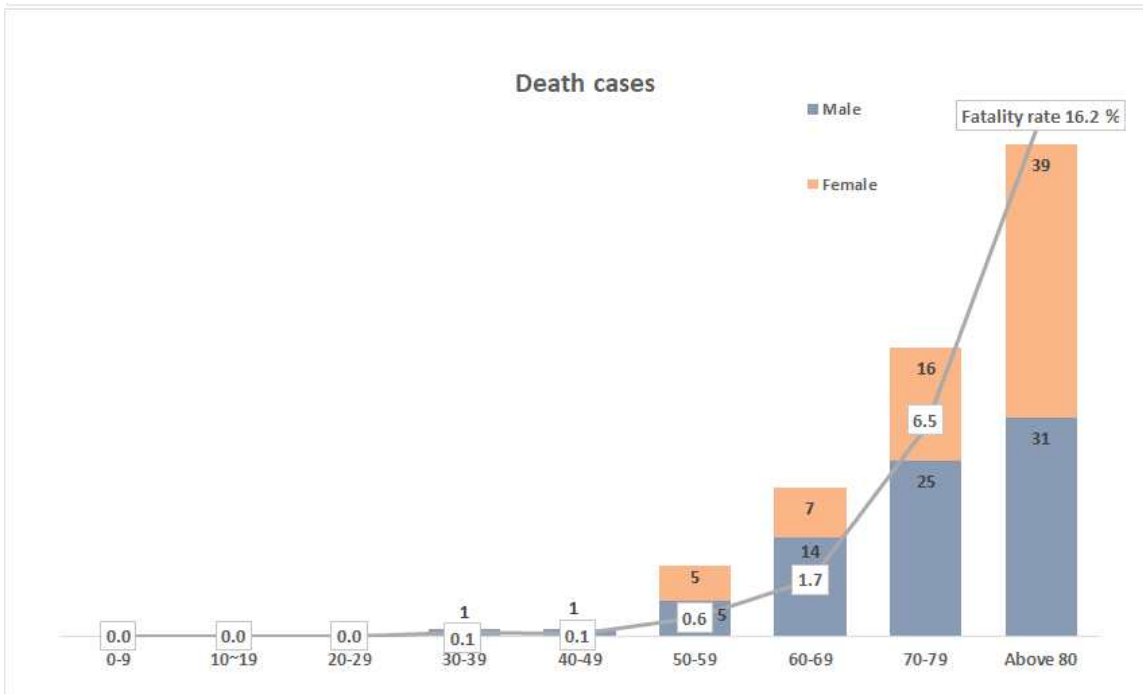


KCDC

Korea Centers for Disease Control & Prevention

The Updates of COVID-19 in Republic of Korea

As of 28 March, 2020



○ Weekly trend of imported cases:

