



KCDC

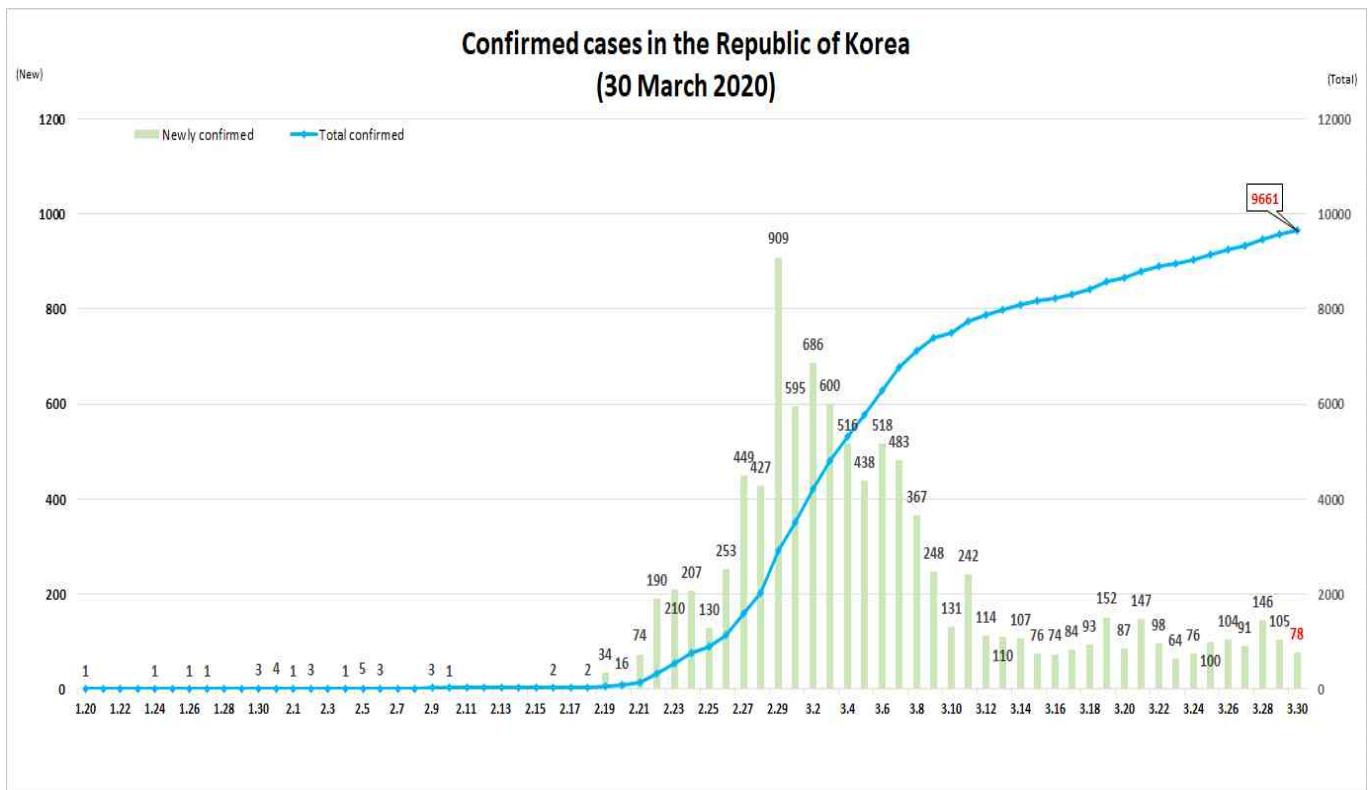
Korea Centers for Disease Control & Prevention

Updates on COVID-19 in Republic of Korea

30 March 2020

○ As of 0:00, 30 March 2020, the total number of confirmed cases is 9,661 (including 476 imported cases), of which 5,228 cases have been discharged from isolation. Newly confirmed cases are 78 in total.

Period (since 3 Jan)	Total	Tested positive (PCR)				Being tested	Tested negative
		Confirmed	Discharged	Isolated	Deceased		
As of 0:00 29 March (Sun)	394,141	9,583	5,033	4,398	152	15,028	369,530
As of 0:00 30 March (Mon)	395,194	9,661	5,228	4,275	158	13,531	372,002
Difference	1,053	78	195	-123	6	-1,497	2,472



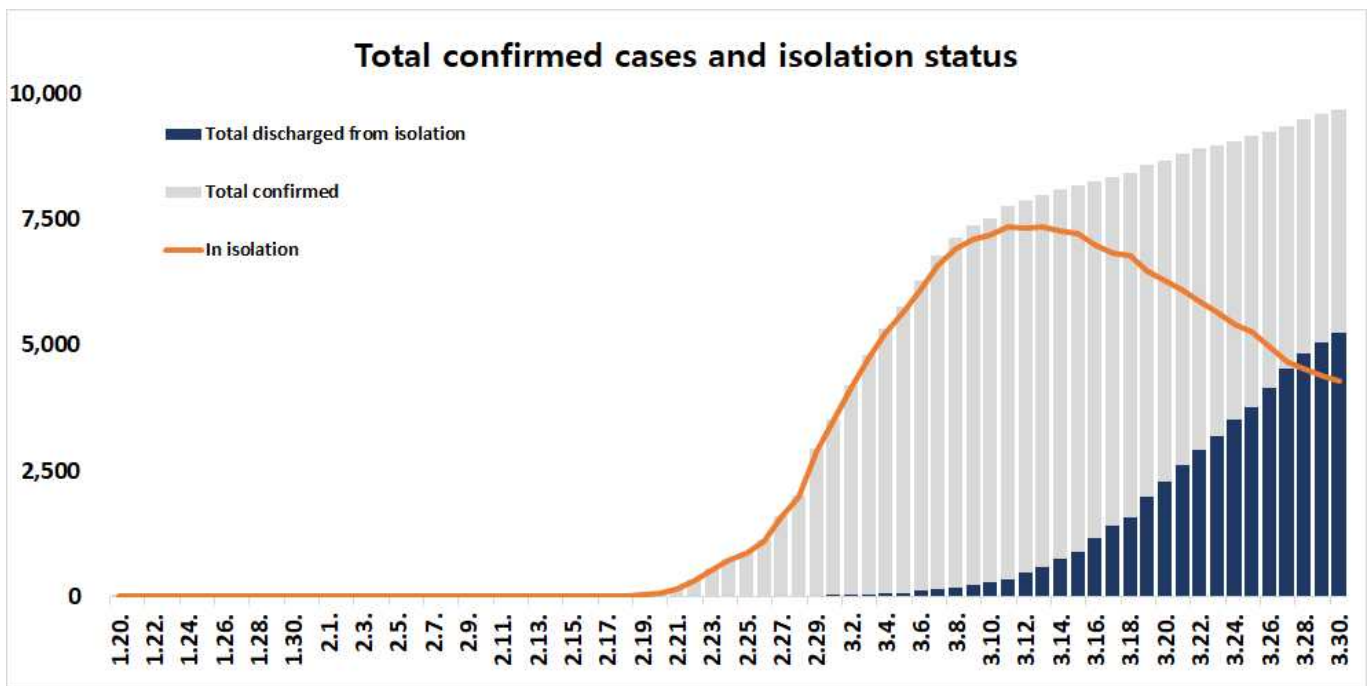
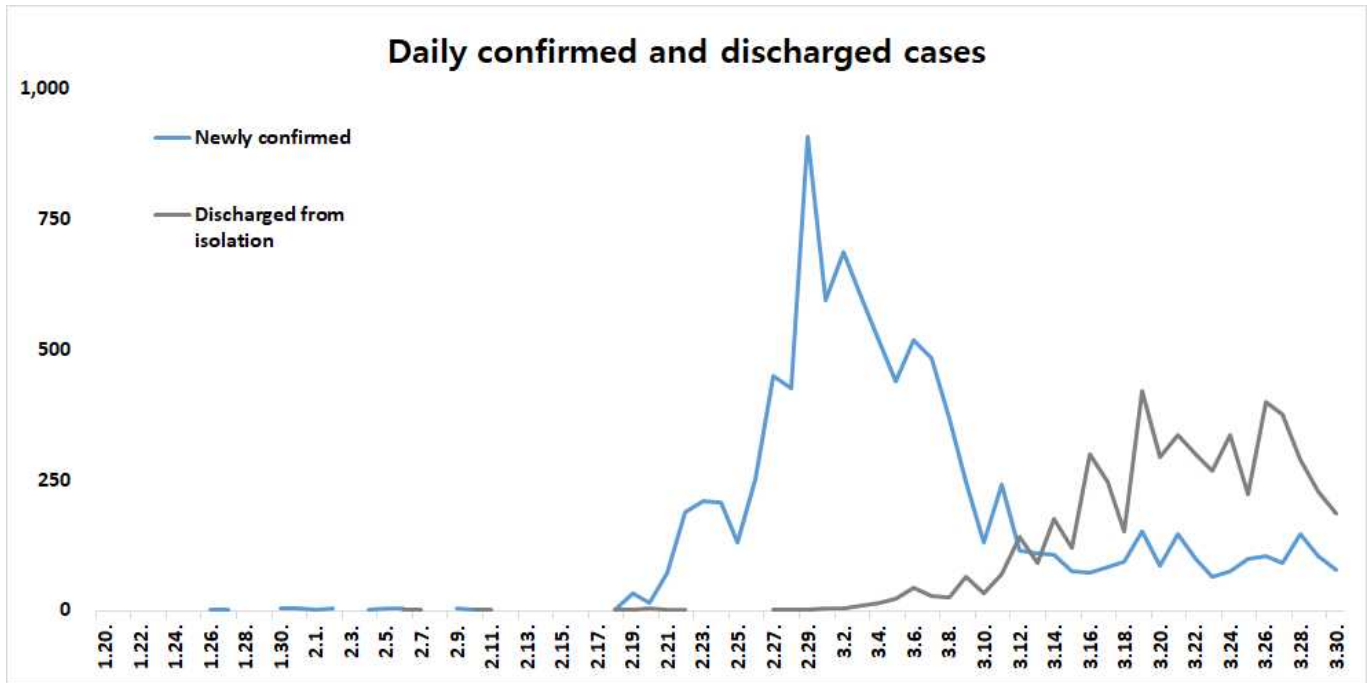


KCDC

Korea Centers for Disease Control & Prevention

Updates on COVID-19 in Republic of Korea

30 March 2020





KCDC

Korea Centers for Disease Control & Prevention

Updates on COVID-19 in Republic of Korea

30 March 2020

○ Regional distribution of total confirmed cases:

	Total	City							
		Seoul	Busan	Daegu	Incheon	Gwangju	Daejeon	Ulsan	Sejong
Isolated	4,275	334	28	2,676	43	7	17	20	34
Discharged	5,228	92	87	3,837	15	13	17	19	12
Deceased	158	0	3	111	0	0	0	0	0
Subtotal	9,661	426	118	6,624	58	20	34	39	46
(Difference)	(78)	(16)	(1)	(14)	-	-	-	-	-

	Gyeonggi	Gangwon	Province						Other	
			Chungbuk	Chungnam	Jeonbuk	Jeonnam	Gyeongbuk	Gyeongnam	Jeju	Airport screening
Isolated	298	14	23	44	6	6	488	30	5	202
Discharged	160	21	21	83	7	3	772	65	4	0
Deceased	5	1	0	0	0	0	38	0	0	0
Subtotal	463	36	44	127	13	9	1,298	95	9	202
(Difference)	(15)	(2)	(3)	-	(1)	-	(11)	(1)	(1)	(13)

○ Case distribution and incidence rate by region:

Region	# of cases	(%)	Incidence rate (per 0.1M)	Region	# of cases	(%)	Incidence rate (per 0.1M)
Seoul	426	(4.41)	4.38	Gyeonggi	463	(4.79)	3.49
Busan	118	(1.22)	3.46	Gangwon	36	(0.37)	2.34
Daegu	6,624	(68.56)	271.87	Chungbuk	44	(0.46)	2.75
Incheon	58	(0.60)	1.96	Chungnam	127	(1.31)	5.98
Gwangju	20	(0.21)	1.37	Jeonbuk	13	(0.13)	0.72
Daejeon	34	(0.35)	2.31	Jeonnam	9	(0.09)	0.48
Ulsan	39	(0.40)	3.40	Gyeongbuk	1,298	(13.44)	48.75
Sejong	46	(0.48)	13.44	Gyeongnam	95	(0.98)	2.83
Airport Screening	202	(2.09)	-	Jeju	9	(0.09)	1.34
Total				9,661 (100) 18.63			



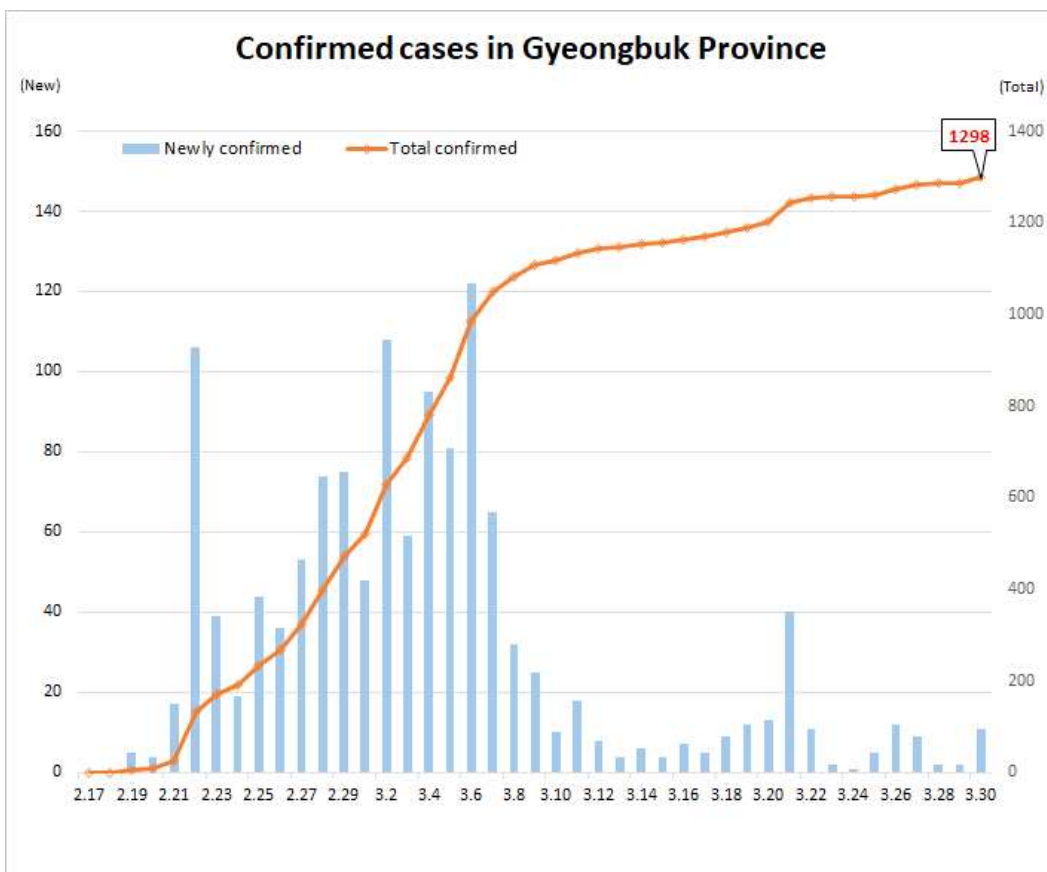
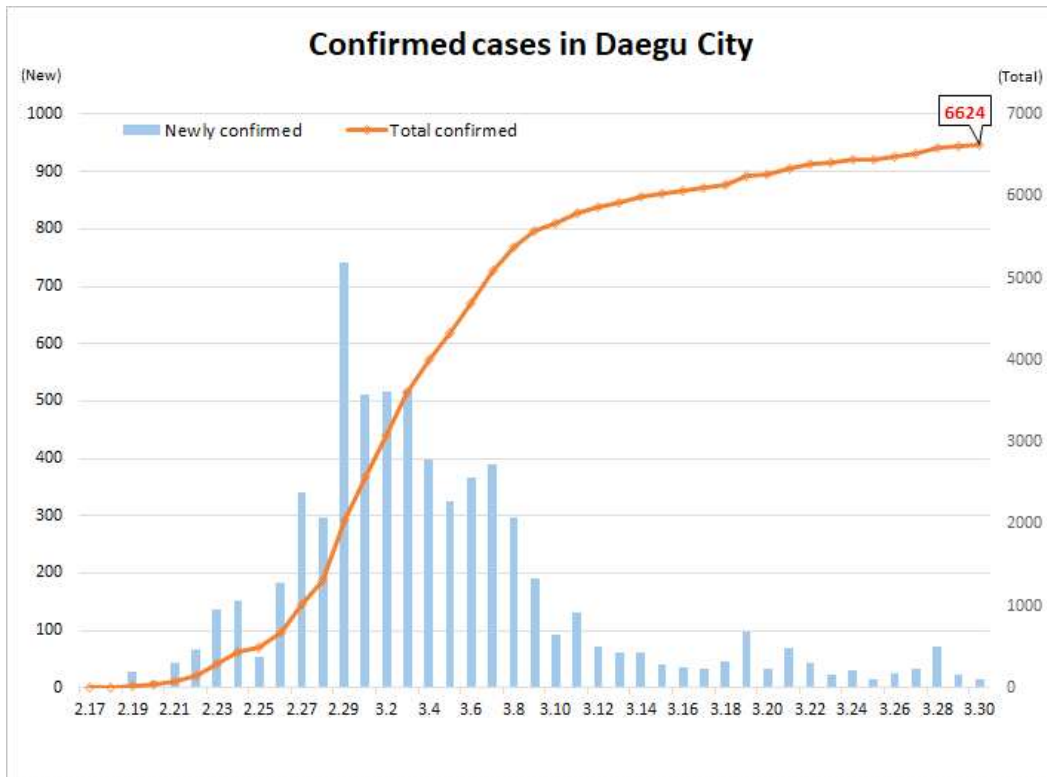
KCDC

Korea Centers for Disease Control & Prevention

Updates on COVID-19 in Republic of Korea

30 March 2020

○ Daily cases trends by region:



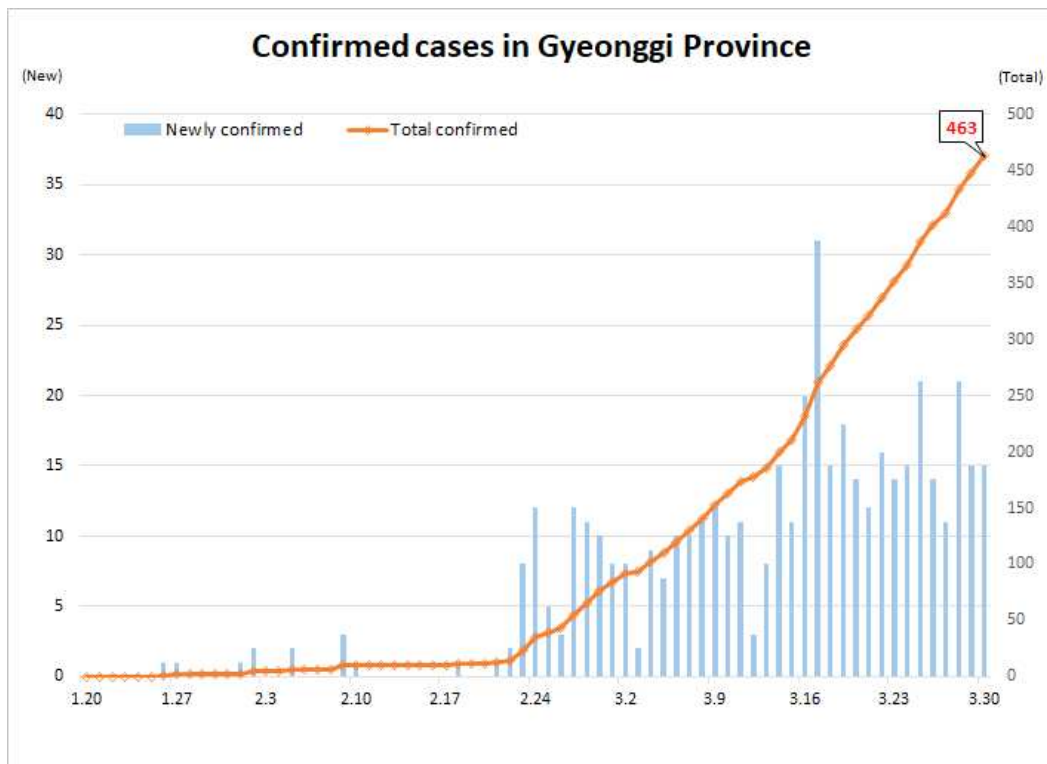
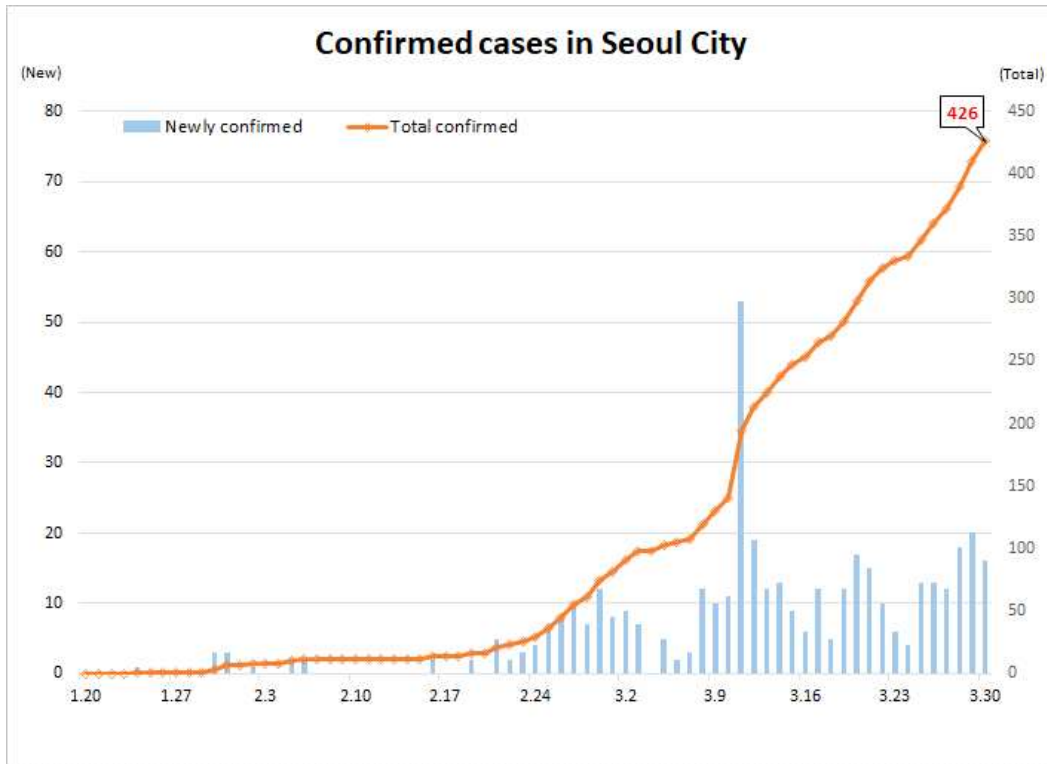


KCDC

Korea Centers for Disease Control & Prevention

Updates on COVID-19 in Republic of Korea

30 March 2020





KCDC

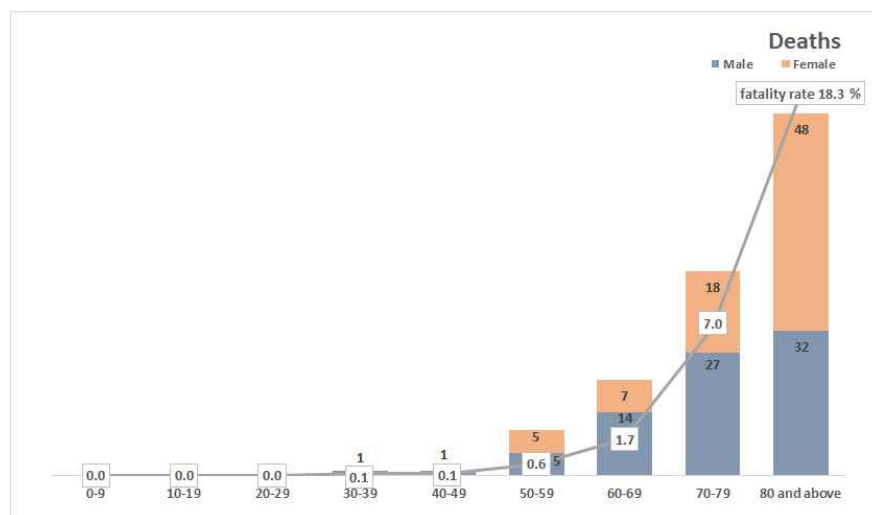
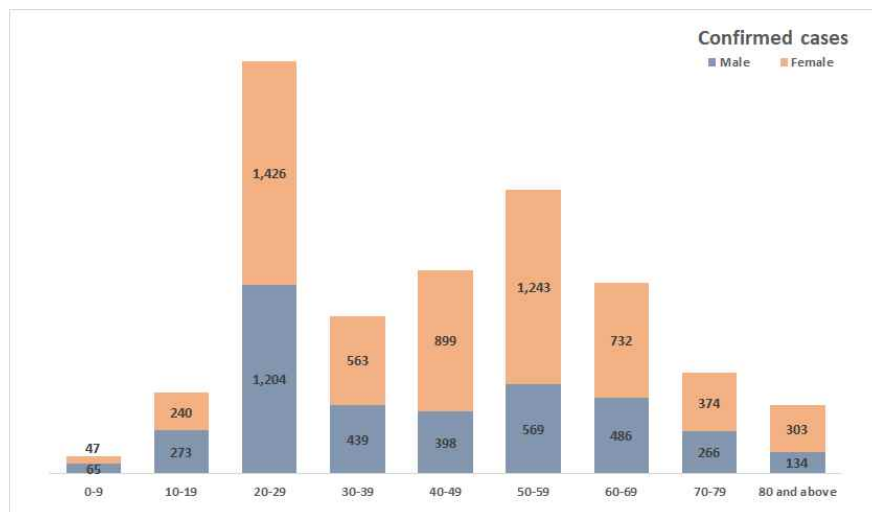
Korea Centers for Disease Control & Prevention

Updates on COVID-19 in Republic of Korea

30 March 2020

○ Case distribution by gender and age group:

		Confirmed Cases (%)	Deaths (%)	Fatality rate (%)
Total		9,661 (100)	158 (100)	1.64
Sex	Male	3,834 (39.69)	80 (50.63)	2.09
	Female	5,827 (60.31)	78 (49.37)	1.34
Age	80 and above	437 (4.52)	80 (50.63)	18.31
	70-79	640 (6.62)	45 (28.48)	7.03
	60-69	1,218 (12.61)	21 (13.29)	1.72
	50-59	1,812 (18.76)	10 (6.33)	0.55
	40-49	1,297 (13.43)	1 (0.63)	0.08
	30-39	1,002 (10.37)	1 (0.63)	0.10
	20-29	2,630 (27.22)	0 (0.00)	-
	10-19	513 (5.31)	0 (0.00)	-
	0-9	112 (1.16)	0 (0.00)	-





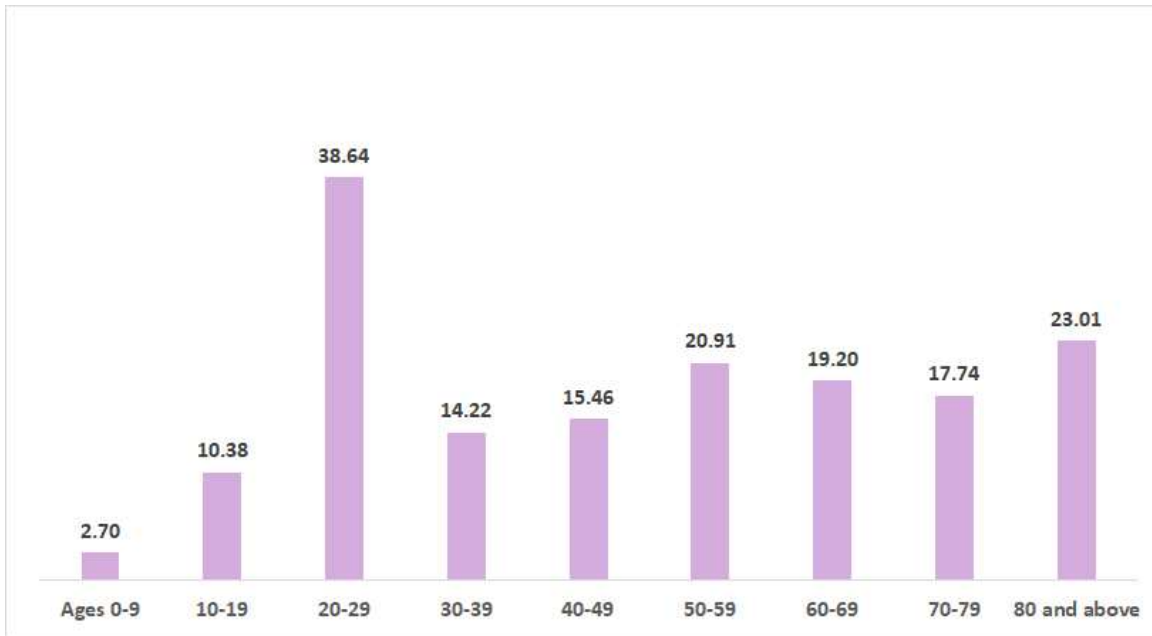
KCDC

Korea Centers for Disease Control & Prevention

Updates on COVID-19 in Republic of Korea

30 March 2020

○ Incidence rate by age group (per 100,000):



○ Weekly trend of imported cases:

