



KCDC

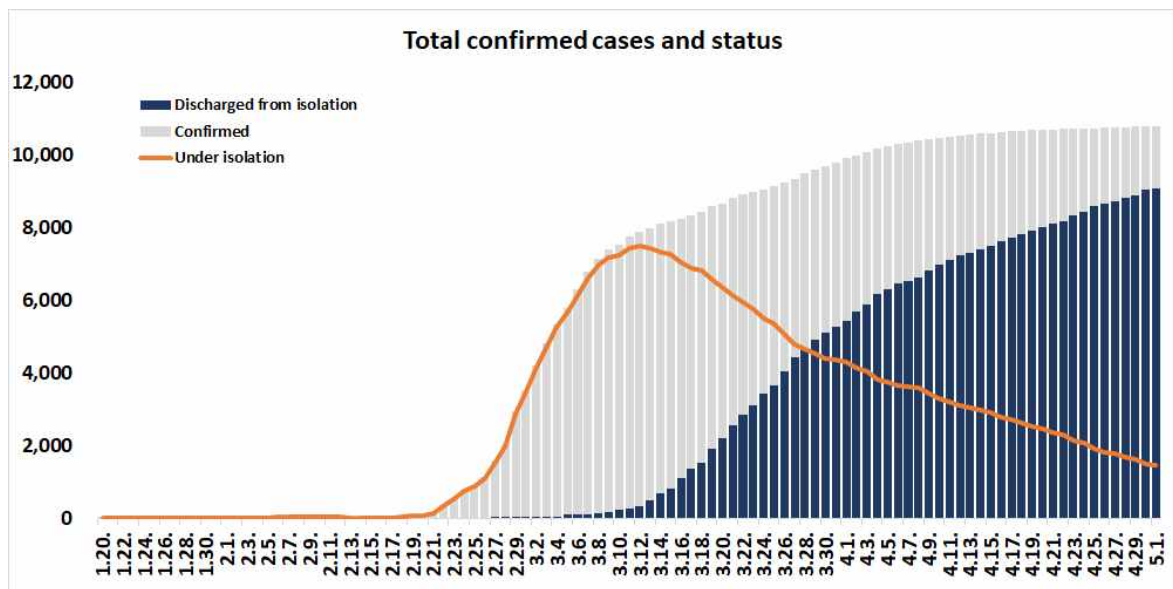
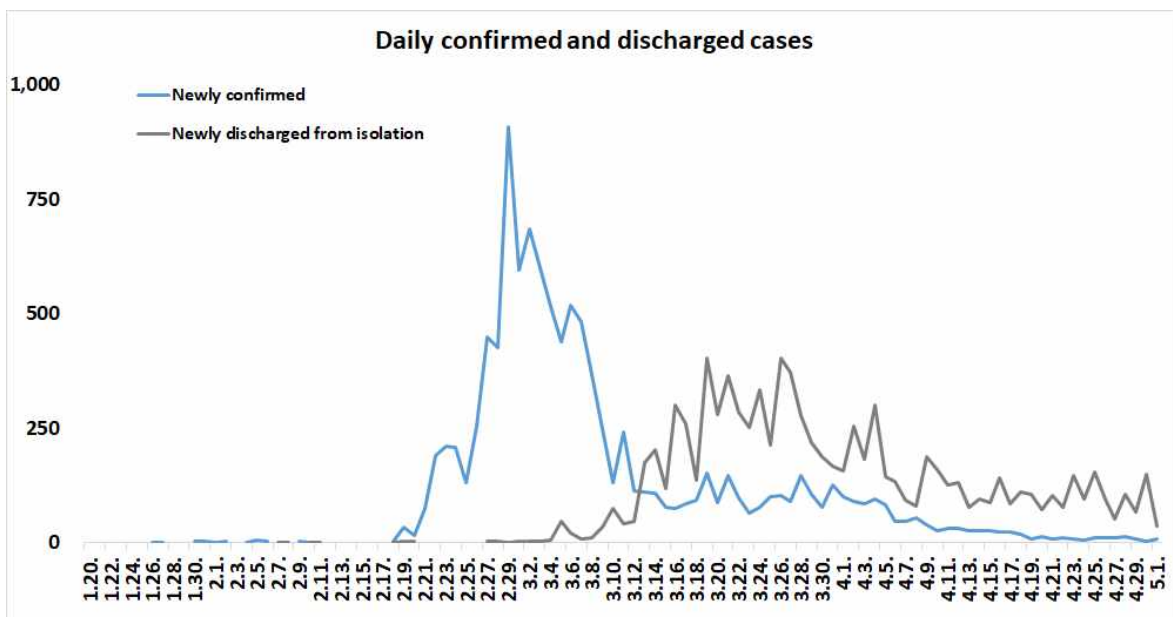
Korea Centers for Disease Control & Prevention

Updates on COVID-19 in Republic of Korea

01 May 2020

○ As of 0:00, 01 May 2020, the total number of confirmed cases is 10,774 (including 1,073 imported cases), of which 9,072 cases have been discharged from isolation. Newly confirmed cases are 9 in total.

Period (since 3 Jan)	Total	Tested positive (PCR)				Being tested	Tested negative
		Confirmed	Discharged from isolation	Under isolation	Deceased		
As of 0:00 30 April (Thurs)	619,881	10,765	9,059	1,459	247	8,634	600,482
As of 0:00 01 May (Fri)	623,069	10,774	9,072	1,454	248	8,685	603,610
Difference	(+)3,188	(+)9	(+)13	(-)5	(+)1	(+)51	(+)3,128





KCDC

Korea Centers for Disease Control & Prevention

Updates on COVID-19 in Republic of Korea

01 May 2020

○ Regional distribution of total confirmed cases:

	Total	City							
		Seoul	Busan	Daegu	Incheon	Gwangju	Daejeon	Ulsan	Sejong
Isolated	1,454	177	18	536	25	3	5	5	7
Discharged	9,072	455	116	6,144	69	27	35	37	39
Deceased	248	2	3	172	0	0	0	1	0
Subtotal	10,774	634	137	6,852	94	30	40	43	46
New (Difference)	9	1	0	0	1	0	0	0	0

	Total	Province									Other
		Gyeonggi	Gangwon	Chungbuk	Chungnam	Jeonbuk	Jeonnam	Gyeongbuk	Gyeongnam	Jeju	
Isolated	174	11	4	15	6	3	165	19	5	276	
Discharged	488	40	41	128	12	12	1,149	98	8	174	
Deceased	16	2	0	0	0	0	52	0	0	0	
Subtotal	678	53	45	143	18	15	1,366	117	13	450	
New (Difference)	2	0	0	0	0	0	1	0	0	4	

○ Case distribution and incidence rate by region:

Region	# of cases	(%)	Incidence rate (per 0.1M)	Region	# of cases	(%)	Incidence rate (per 0.1M)
Seoul	634	(5.88)	6.51	Gyeonggi	678	(6.29)	5.12
Busan	137	(1.27)	4.02	Gangwon	53	(0.49)	3.44
Daegu	6,852	(63.60)	281.22	Chungbuk	45	(0.42)	2.81
Incheon	94	(0.87)	3.18	Chungnam	143	(1.33)	6.74
Gwangju	30	(0.28)	2.06	Jeonbuk	18	(0.17)	0.99
Daejeon	40	(0.37)	2.71	Jeonnam	15	(0.14)	0.80
Ulsan	43	(0.40)	3.75	Gyeongbuk	1,366	(12.68)	51.31
Sejong	46	(0.43)	13.44	Gyeongnam	117	(1.09)	3.48
Airport Screening	450	(4.18)	-	Jeju	13	(0.12)	1.94
Total				10,774 (100) 20.78			



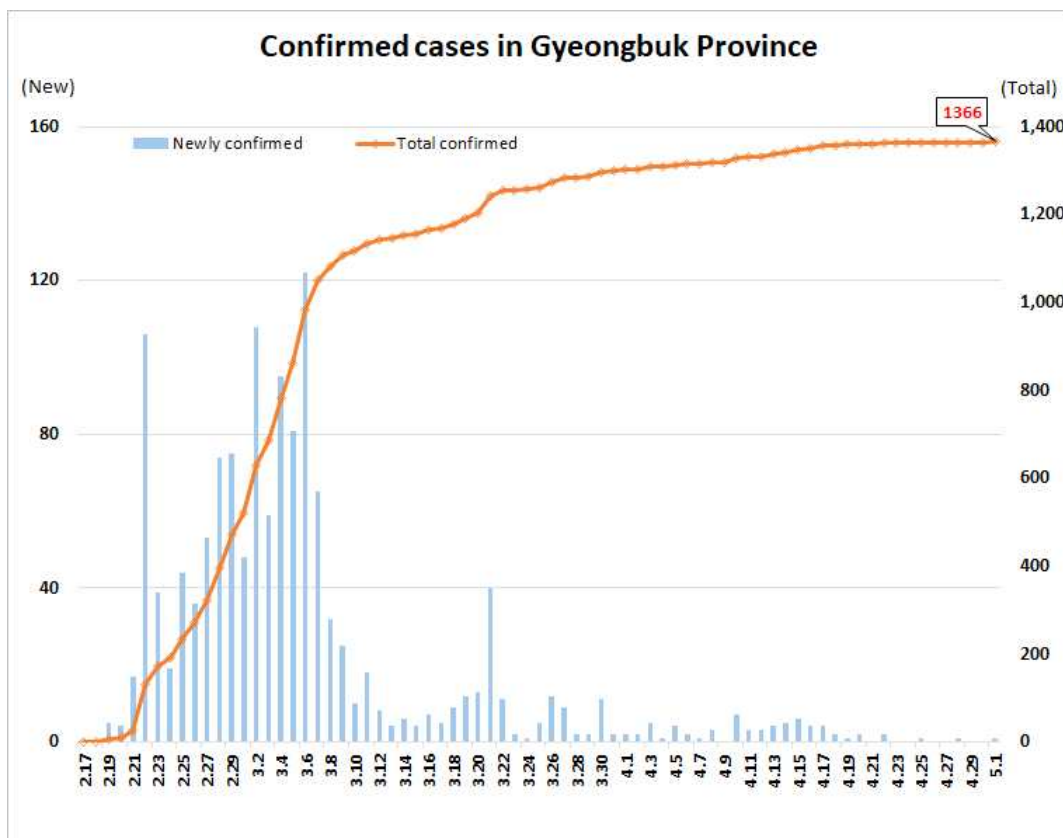
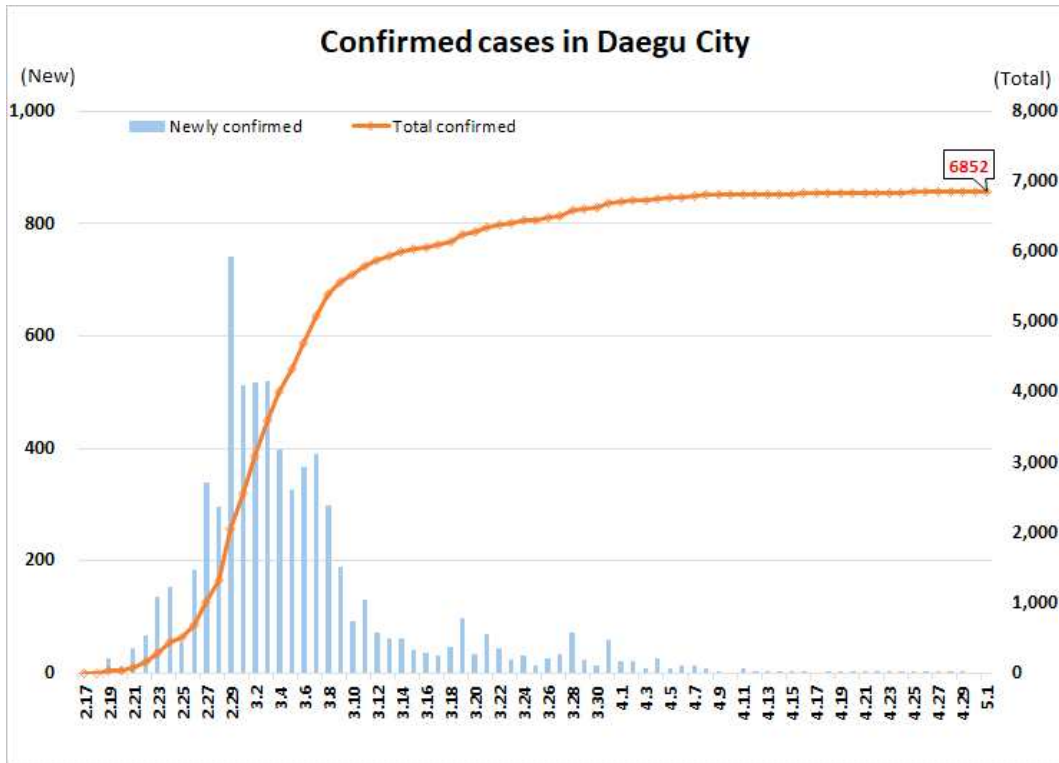
KCDC

Korea Centers for Disease Control & Prevention

Updates on COVID-19 in Republic of Korea

01 May 2020

○ Daily case trends by region:



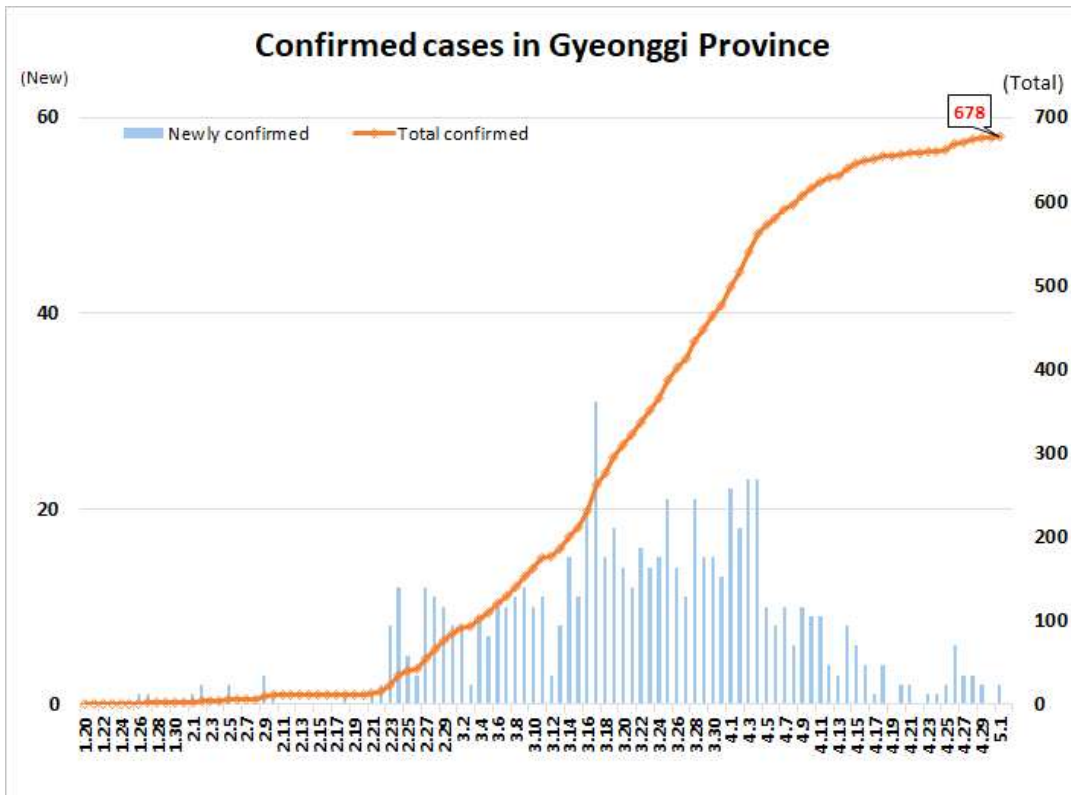
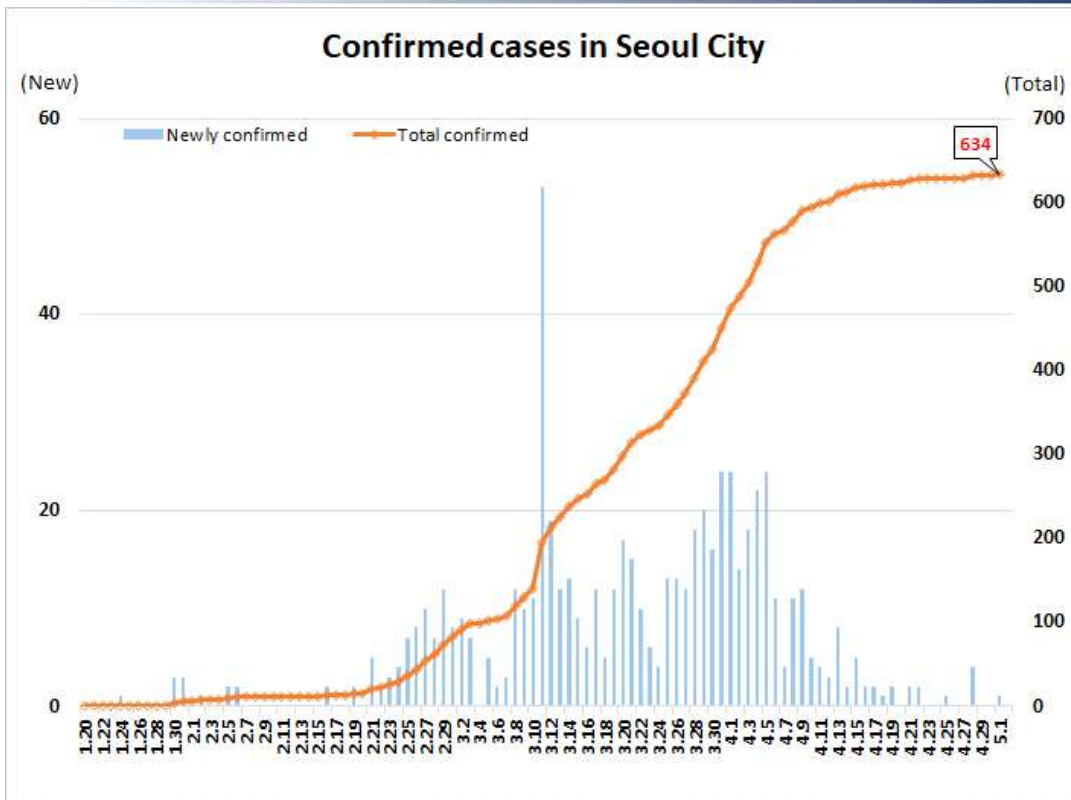


KCDC

Korea Centers for Disease Control & Prevention

Updates on COVID-19 in Republic of Korea

01 May 2020





KCDC

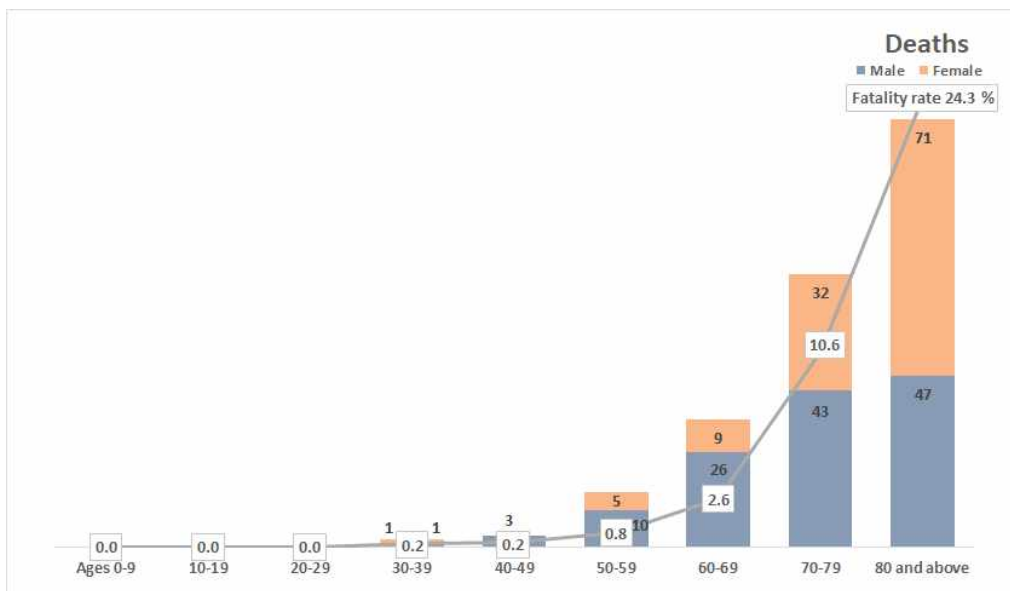
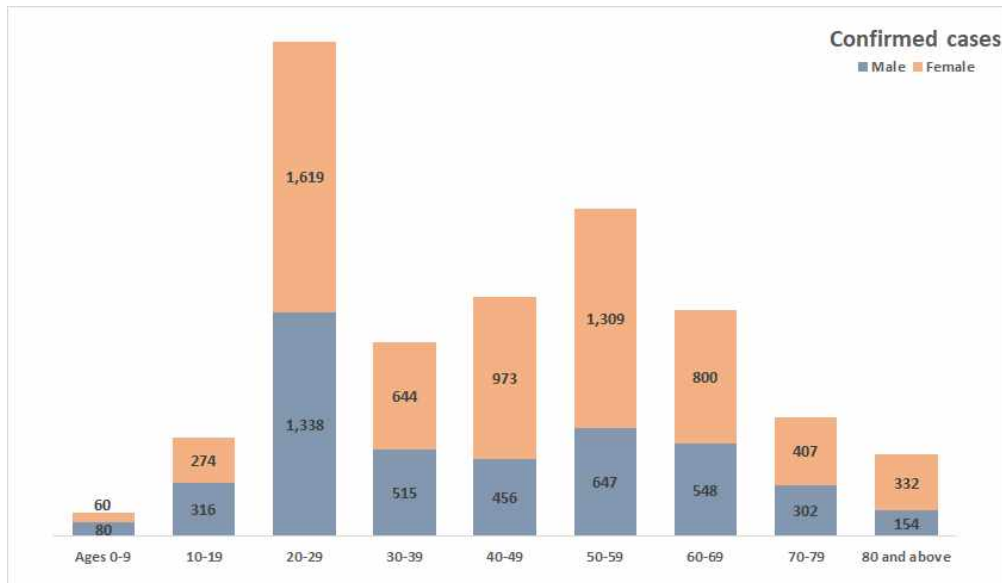
Korea Centers for Disease Control & Prevention

Updates on COVID-19 in Republic of Korea

01 May 2020

○ Case distribution by gender and age group:

		Confirmed Cases (%)	Deaths (%)	Fatality rate (%)
Total		10,774 (100)	248 (100)	2.30
Sex	Male	4,356 (40.43)	130 (52.42)	2.98
	Female	6,418 (59.57)	118 (47.58)	1.84
Age	80 and above	486 (4.51)	118 (47.58)	24.28
	70-79	709 (6.58)	75 (30.24)	10.58
	60-69	1,348 (12.51)	35 (14.11)	2.60
	50-59	1,956 (18.15)	15 (6.05)	0.77
	40-49	1,429 (13.26)	3 (1.21)	0.21
	30-39	1,159 (10.76)	2 (0.81)	0.17
	20-29	2,957 (27.45)	0 (0.00)	-
	10-19	590 (5.48)	0 (0.00)	-
0-9	140 (1.30)	0 (0.00)	-	





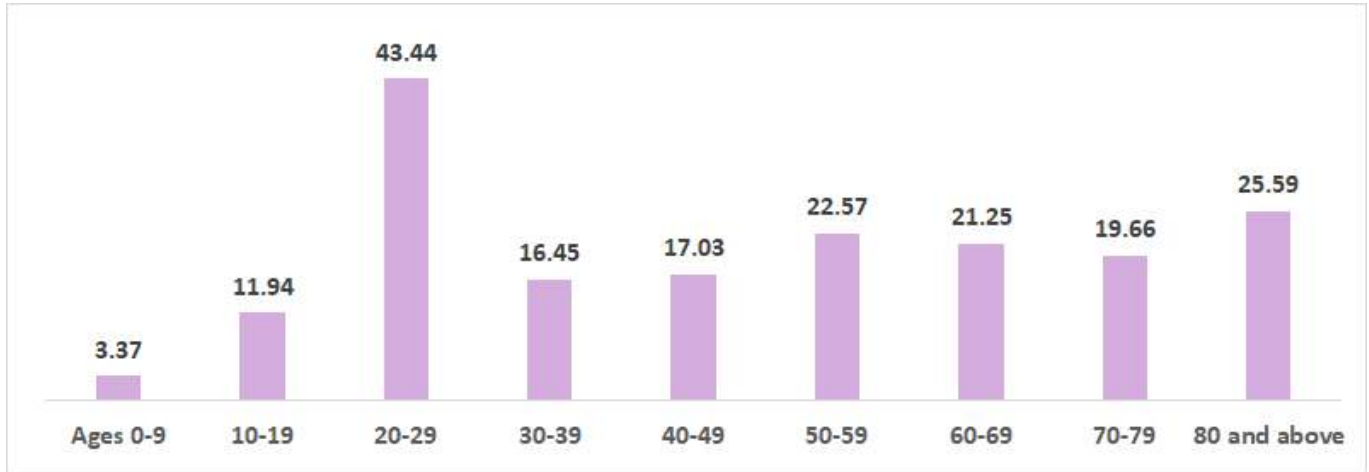
KCDC

Korea Centers for Disease Control & Prevention

Updates on COVID-19 in Republic of Korea

01 May 2020

○ Incidence rate by age group (per 100,000):



○ Imported cases:

