



KCDC

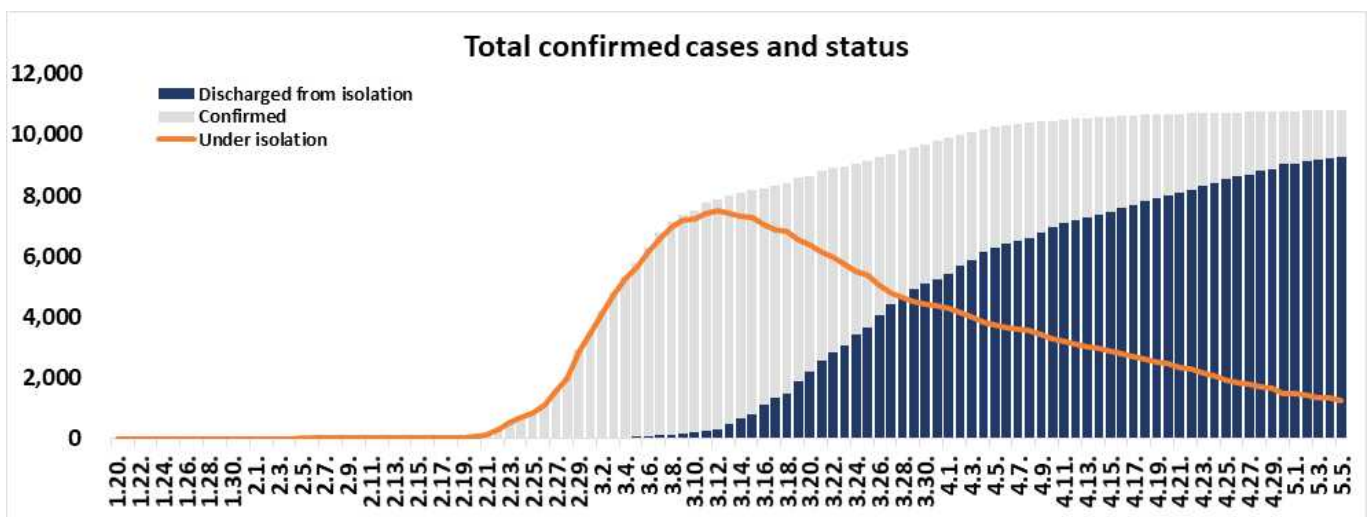
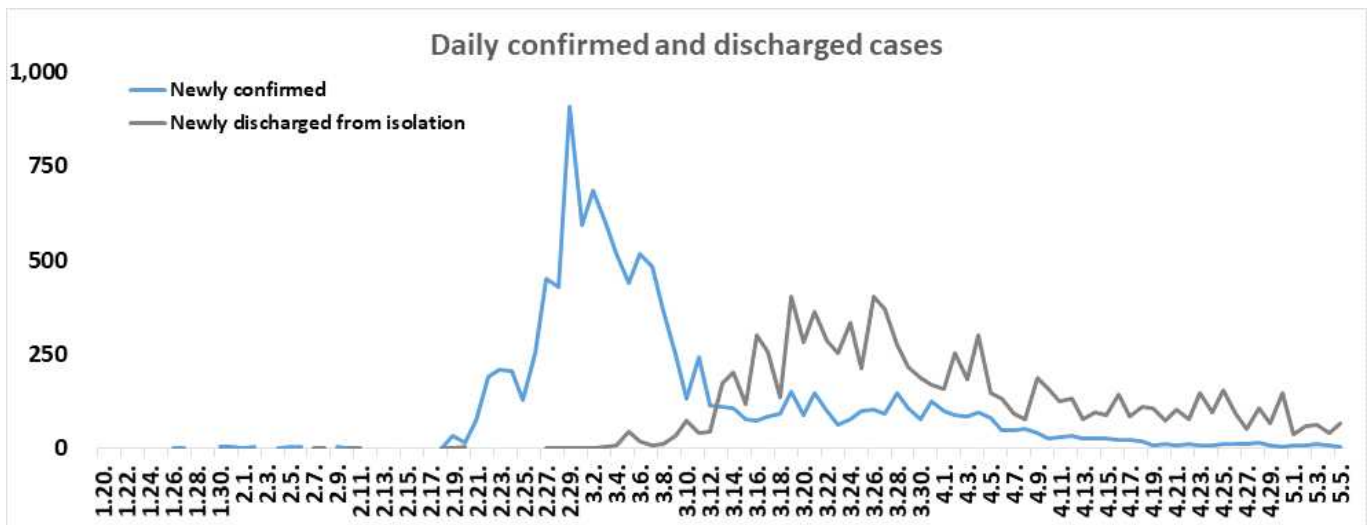
Korea Centers for Disease Control & Prevention

Updates on COVID-19 in Republic of Korea

5 May 2020

○ As of 0:00, 05 May 2020, the total number of confirmed cases is 10,804 (including 1,102 imported cases), of which 9,283 cases have been discharged from isolation. Newly confirmed cases are 3 in total.

Period (since 3 Jan)	Total	Tested positive (PCR)				Being tested	Tested negative
		Confirmed	Discharged from isolation	Under isolation	Deceased		
As of 0:00 04 May (Mon)	633,921	10,801	9,217	1,332	252	8,176	614,944
As of 0:00 05 May (Tues)	640,237	10,804	9,283	1,267	254	8,858	620,575
Difference	(+)6,316	(+)3	(+)66	(-)65	(+)2	(+)682	(+)5,631





KCDC

Korea Centers for Disease Control & Prevention

Updates on COVID-19 in Republic of Korea

5 May 2020

○ Regional distribution of total confirmed cases:

	Total	City							
		Seoul	Busan	Daegu	Incheon	Gwangju	Daejeon	Ulsan	Sejong
Isolated	1,267	146	18	481	26	2	3	5	1
Discharged	9,283	489	117	6,199	71	28	36	38	45
Deceased	254	2	3	176	0	0	1	1	0
Subtotal	10,804	637	138	6,856	97	30	40	44	46
New (Difference)	3	0	0	0	1	0	0	0	0

	Total	Province								
		Gyeonggi	Gangwon	Chungbuk	Chungnam	Jeonbuk	Jeonnam	Gyeongbuk	Gyeongnam	Jeju
Isolated	147	9	3	15	6	4	127	15	5	254
Discharged	518	42	42	128	12	12	1,186	102	8	210
Deceased	16	2	0	0	0	0	53	0	0	0
Subtotal	681	53	45	143	18	16	1,366	117	13	464
New (Difference)	0	0	0	0	0	0	0	0	0	2

○ Case distribution and incidence rate by region:

Region	# of cases	(%)	Incidence rate (per 0.1M)	Region	# of cases	(%)	Incidence rate (per 0.1M)
Seoul	637	(5.90)	6.54	Gyeonggi	681	(6.30)	5.14
Busan	138	(1.28)	4.04	Gangwon	53	(0.49)	3.44
Daegu	6,856	(63.46)	281.39	Chungbuk	45	(0.42)	2.81
Incheon	97	(0.90)	3.28	Chungnam	143	(1.32)	6.74
Gwangju	30	(0.28)	2.06	Jeonbuk	18	(0.17)	0.99
Daejeon	40	(0.37)	2.71	Jeonnam	16	(0.15)	0.86
Ulsan	44	(0.41)	3.84	Gyeongbuk	1,366	(12.64)	51.31
Sejong	46	(0.43)	13.44	Gyeongnam	117	(1.08)	3.48
Airport Screening	464	(4.29)	-	Jeju	13	(0.12)	1.94
Total				10,804 (100) 20.84			



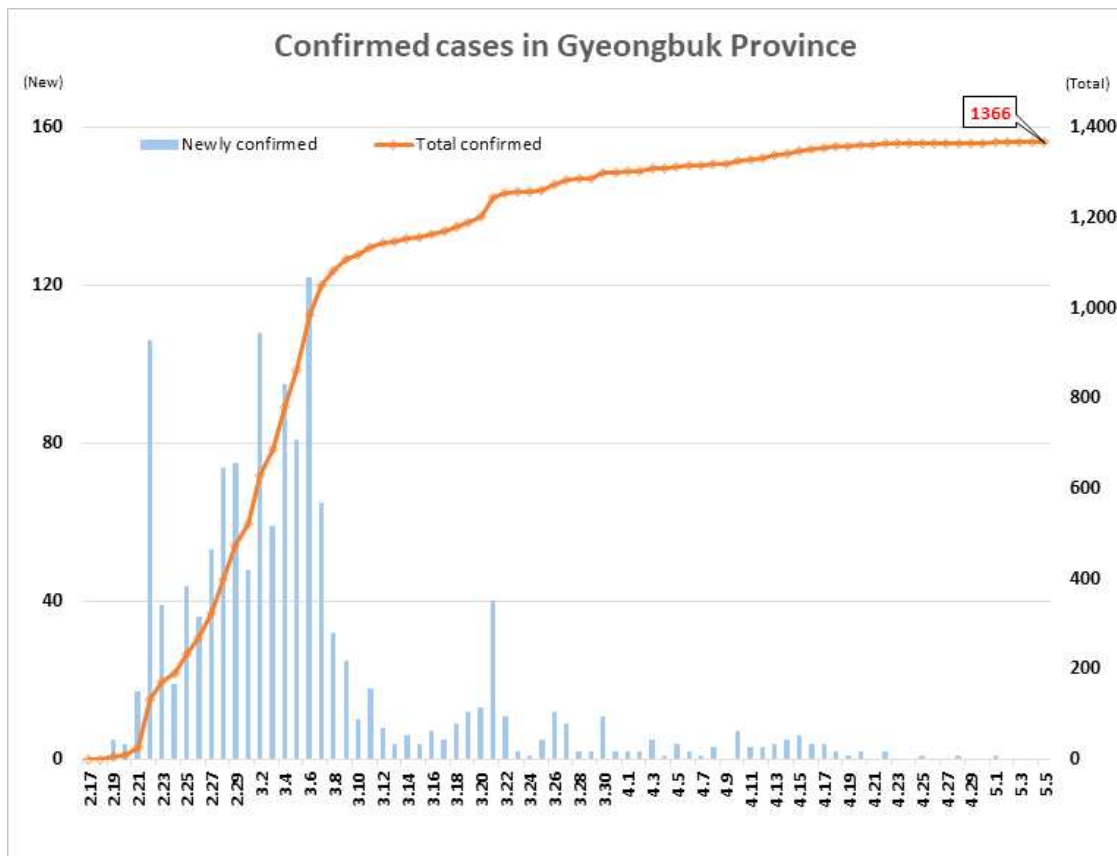
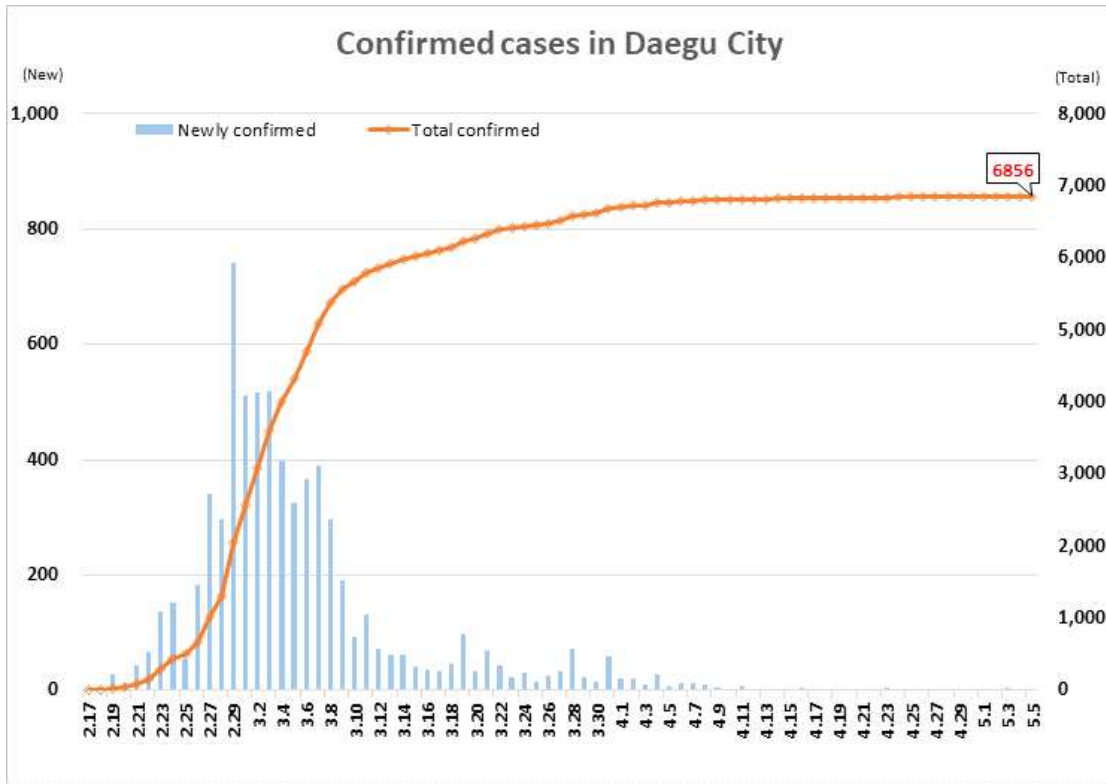
KCDC

Korea Centers for Disease Control & Prevention

Updates on COVID-19 in Republic of Korea

5 May 2020

○ Daily case trends by region:



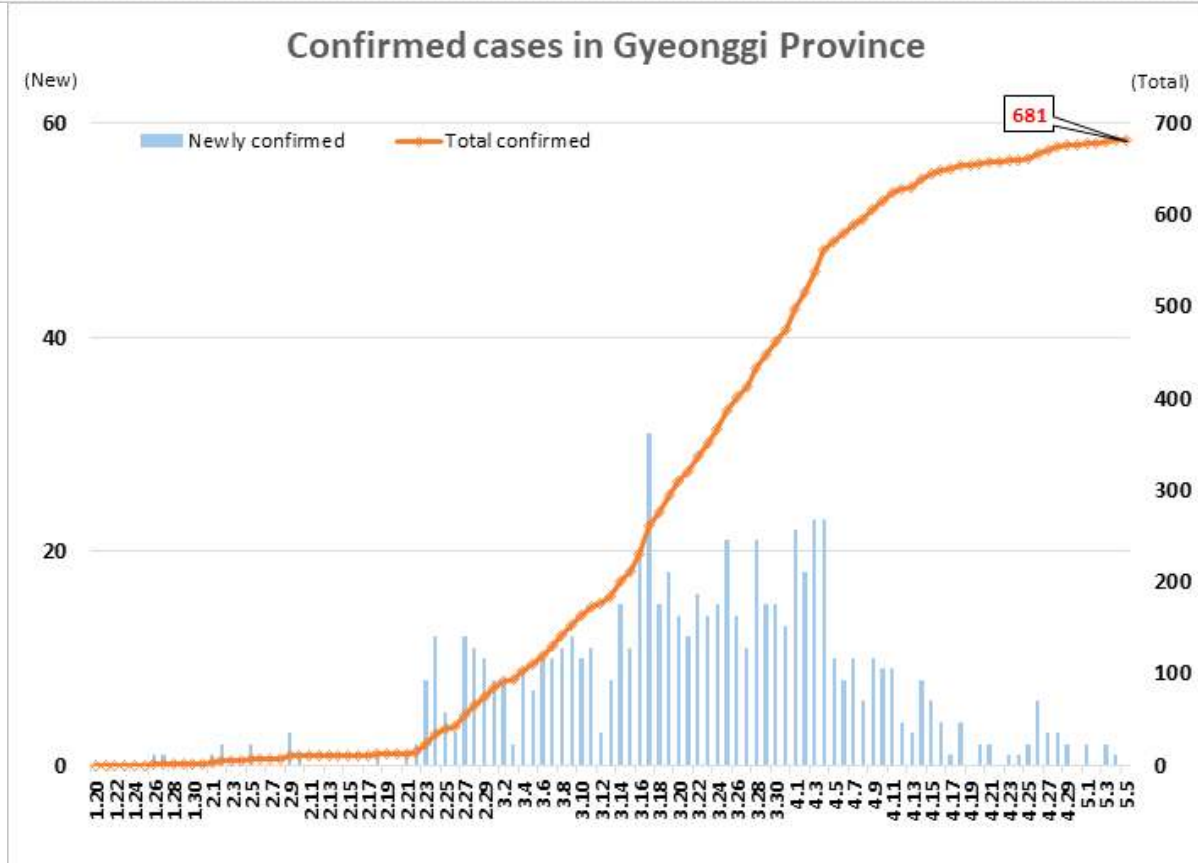
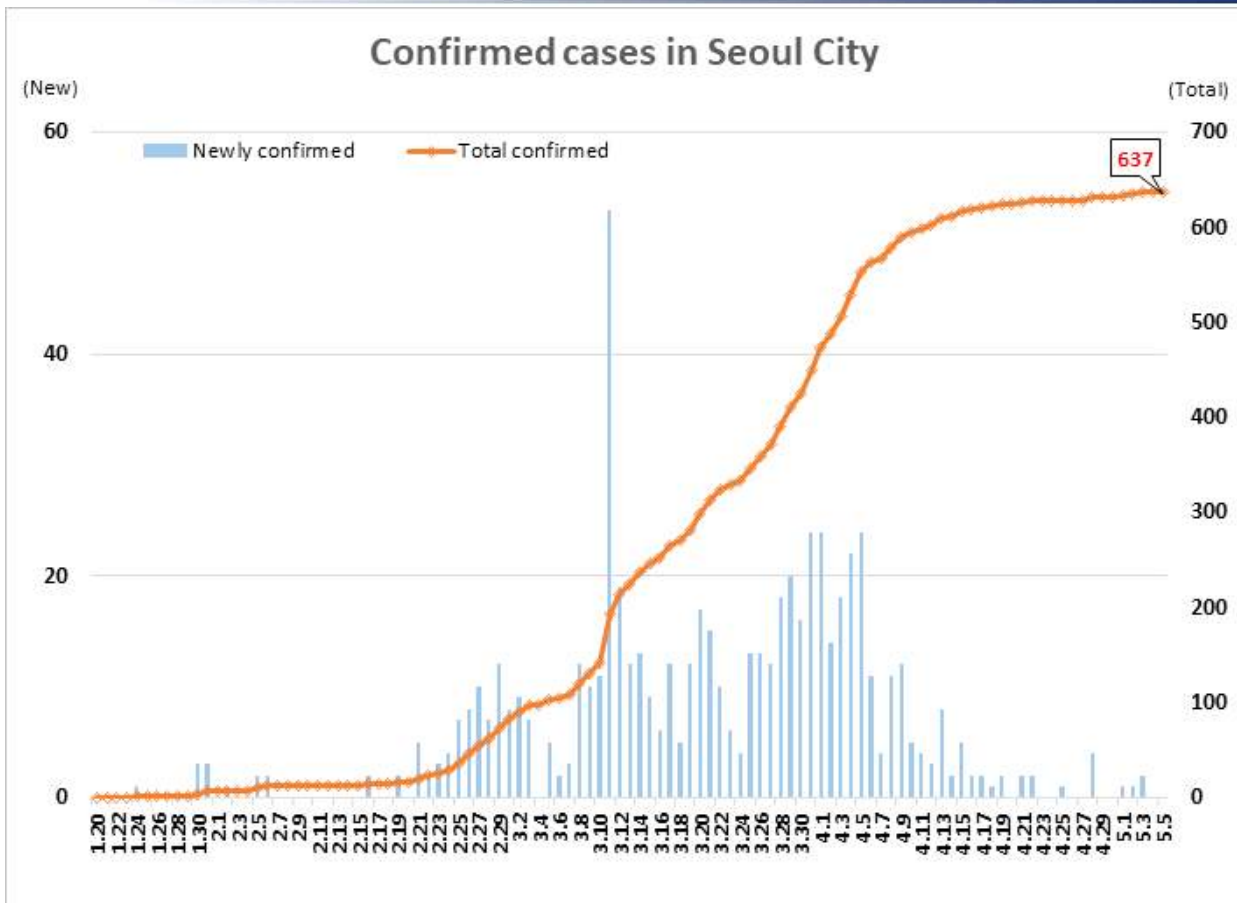


KCDC

Korea Centers for Disease Control & Prevention

Updates on COVID-19 in Republic of Korea

5 May 2020





KCDC

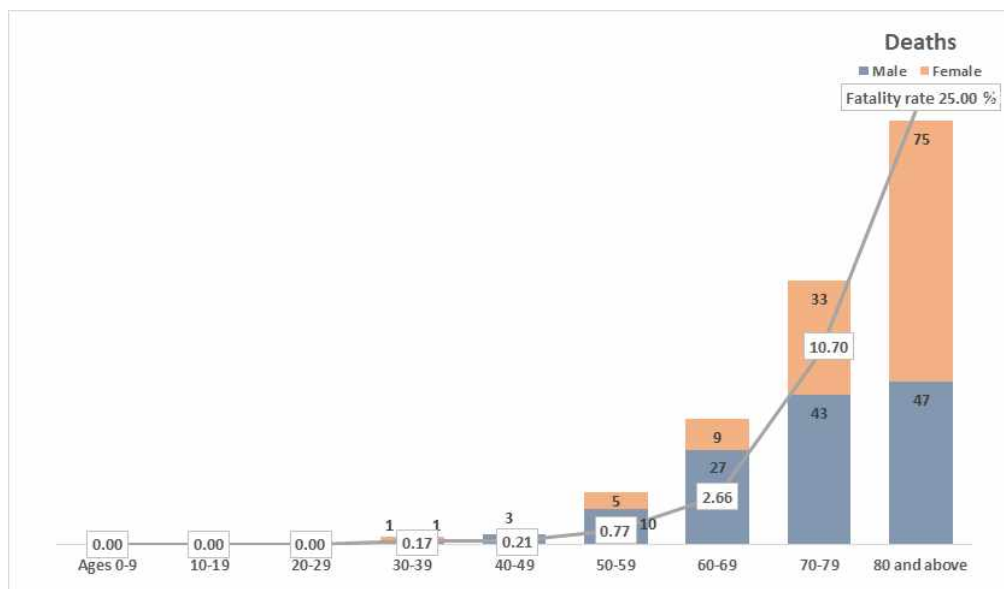
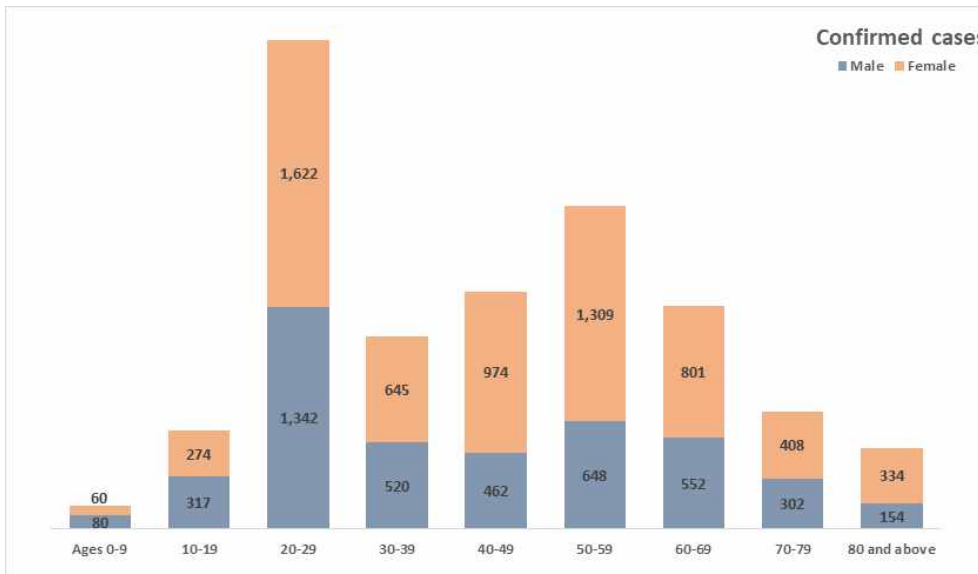
Korea Centers for Disease Control & Prevention

Updates on COVID-19 in Republic of Korea

5 May 2020

○ Case distribution by gender and age group:

		Confirmed Cases (%)	Deaths (%)	Fatality rate (%)
Total		10,804 (100)	254 (100)	2.35
Sex	Male	4,377 (40.51)	131 (51.57)	2.99
	Female	6,427 (59.49)	123 (48.43)	1.91
Age	80 and above	488 (4.52)	122 (48.03)	25.00
	70-79	710 (6.57)	76 (29.92)	10.70
	60-69	1,353 (12.52)	36 (14.17)	2.66
	50-59	1,957 (18.11)	15 (5.91)	0.77
	40-49	1,436 (13.29)	3 (1.18)	0.21
	30-39	1,165 (10.78)	2 (0.79)	0.17
	20-29	2,964 (27.43)	0 (0.00)	-
	10-19	591 (5.47)	0 (0.00)	-
	0-9	140 (1.30)	0 (0.00)	-





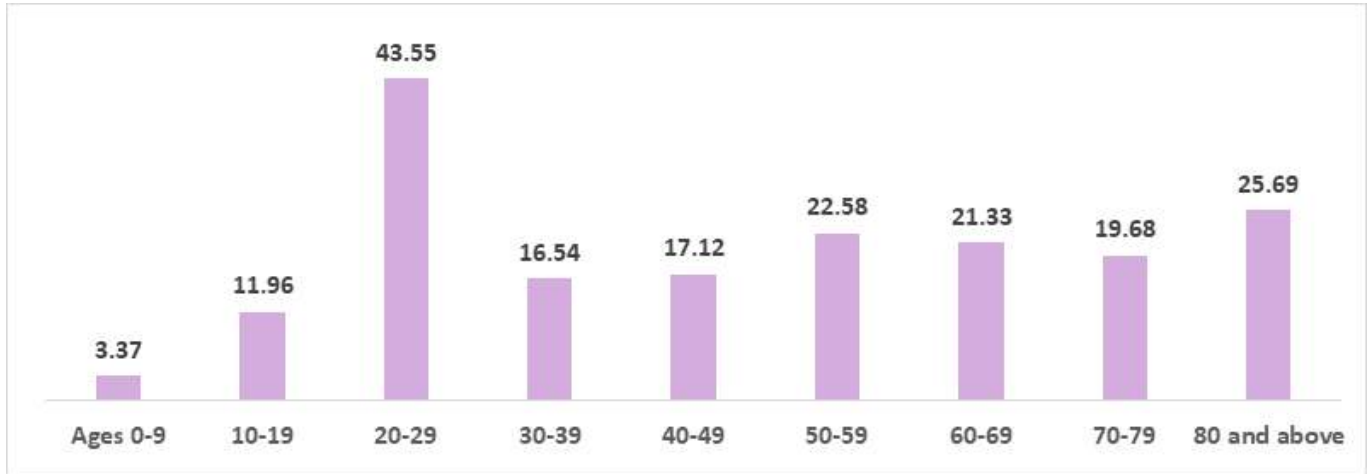
KCDC

Korea Centers for Disease Control & Prevention

Updates on COVID-19 in Republic of Korea

5 May 2020

○ Incidence rate by age group (per 100,000):



○ Imported cases:

