



KCDC

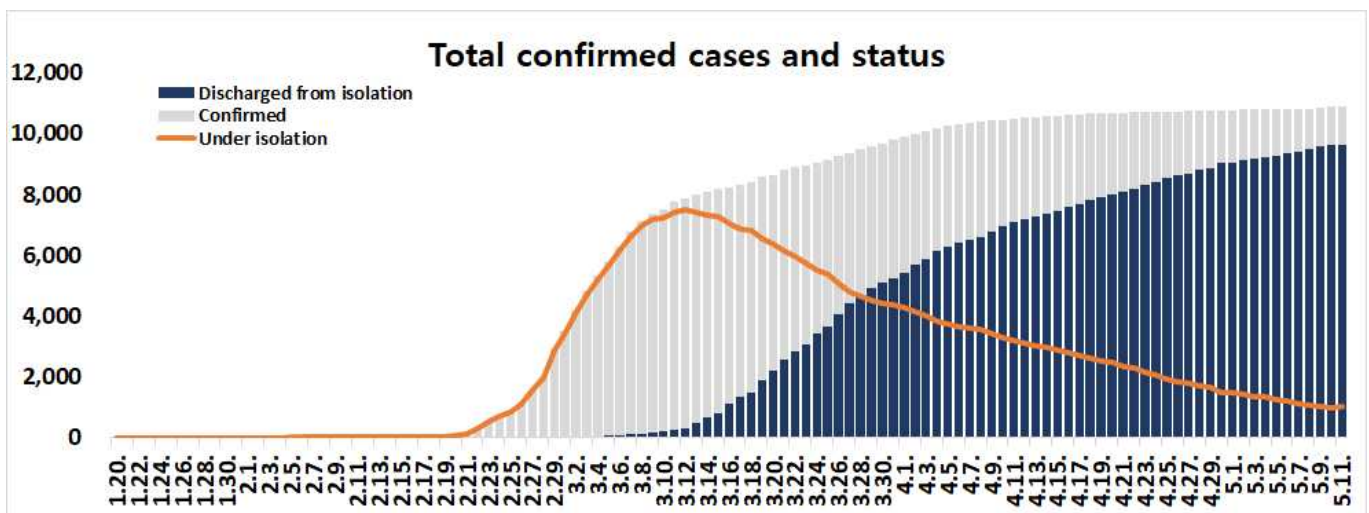
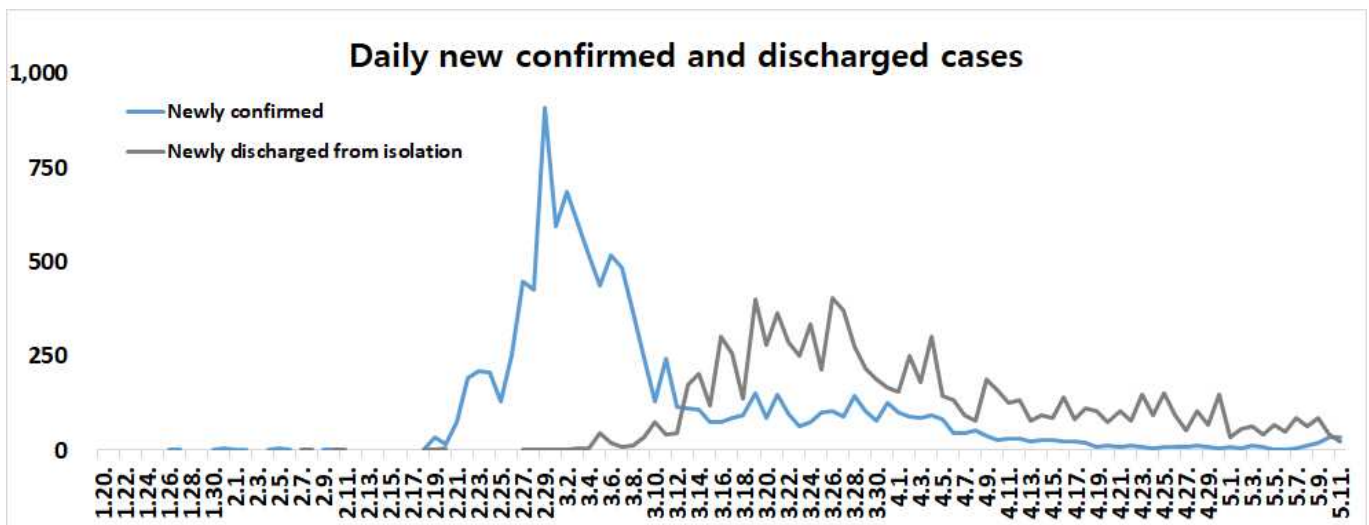
Korea Centers for Disease Control & Prevention

Updates on COVID-19 in Republic of Korea

11 May 2020

○ As of 0:00, 11 May 2020, the total number of confirmed cases is 10,909 (including 1,133 imported cases), of which 9,632 cases have been discharged from isolation. Newly confirmed cases are 35 in total.

Period (since 3 Jan)	Total	Tested positive (PCR)				Testing in progress	Tested negative (PCR)
		Confirmed	Discharged from isolation	Under isolation	Deceased		
As of 0:00 10 May (Sun)	663,886	10,874	9,610	1,008	256	10,128	642,884
As of 0:00 11 May (Mon)	668,492	10,909	9,632	1,021	256	10,922	646,661
Difference	(+)4,606	(+)35	(+)22	(+)13	0	(+)794	(+)3,777





KCDC

Korea Centers for Disease Control & Prevention

Updates on COVID-19 in Republic of Korea

11 May 2020

○ Regional distribution of total confirmed cases:

	Total	City							
		Seoul	Busan	Daegu	Incheon	Gwangju	Daejeon	Ulsan	Sejong
Isolated	1,021	136	13	365	22	0	2	5	2
Discharged	9,632	545	125	6,318	82	30	38	38	45
Deceased	256	2	3	178	0	0	1	1	0
Subtotal	10,909	683	141	6,861	104	30	41	44	47
New (Difference)	35	20	0	0	3	0	0	0	1

	Total	Province								
		Gyeonggi	Gangwon	Chungbuk	Chungnam	Jeonbuk	Jeonnam	Gyeongbuk	Gyeongnam	Jeju
Isolated	125	11	10	9	5	4	85	7	1	219
Discharged	557	41	42	134	14	12	1,228	110	13	260
Deceased	16	2	0	0	0	0	53	0	0	0
Subtotal	698	54	52	143	19	16	1,366	117	14	479
New (Difference)	4	1	3	0	0	0	0	0	0	3

○ Case distribution and incidence rate by region:

Region	# of cases	(%)	Incidence rate (per 0.1M)	Region	# of cases	(%)	Incidence rate (per 0.1M)
Seoul	683	(6.26)	7.02	Gyeonggi	698	(6.40)	5.27
Busan	141	(1.29)	4.13	Gangwon	54	(0.50)	3.51
Daegu	6,861	(62.89)	281.59	Chungbuk	52	(0.48)	3.25
Incheon	104	(0.95)	3.52	Chungnam	143	(1.31)	6.74
Gwangju	30	(0.28)	2.06	Jeonbuk	19	(0.17)	1.05
Daejeon	41	(0.38)	2.78	Jeonnam	16	(0.15)	0.86
Ulsan	44	(0.40)	3.84	Gyeongbuk	1,366	(12.52)	51.31
Sejong	47	(0.43)	13.73	Gyeongnam	117	(1.07)	3.48
Border Screening	479	(4.39)	-	Jeju	14	(0.13)	2.09
Total				10,909 (100) 21.04			



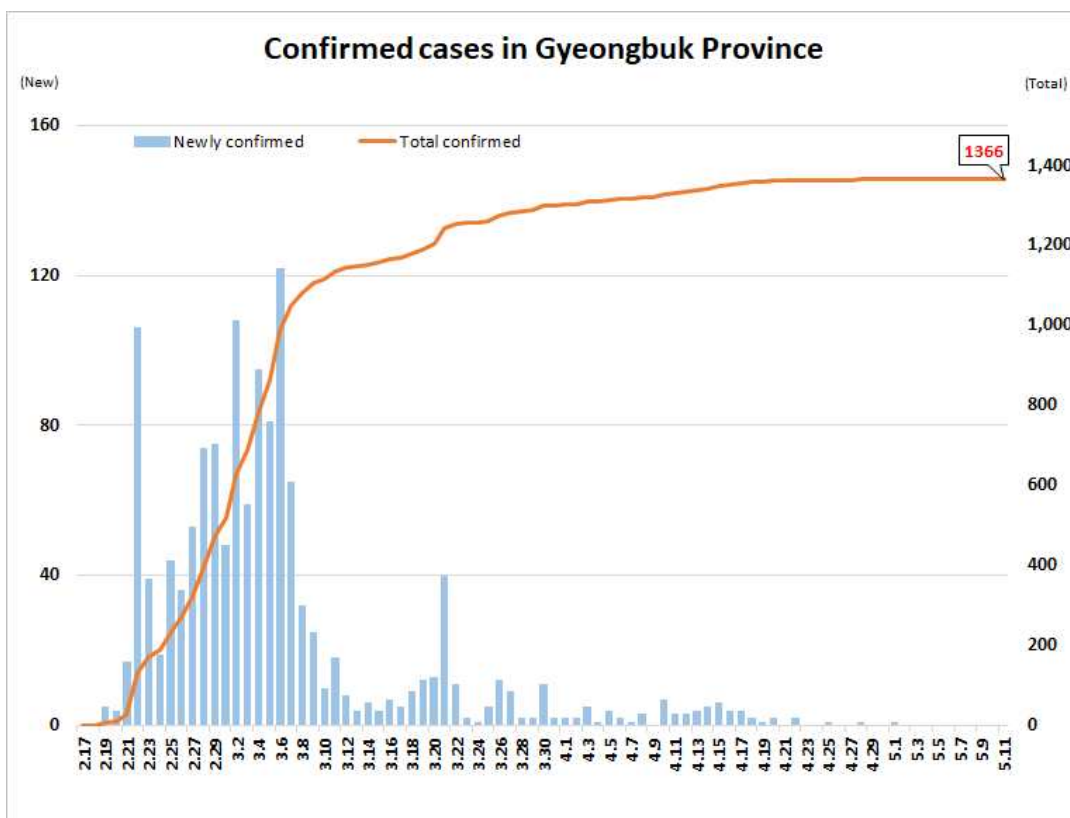
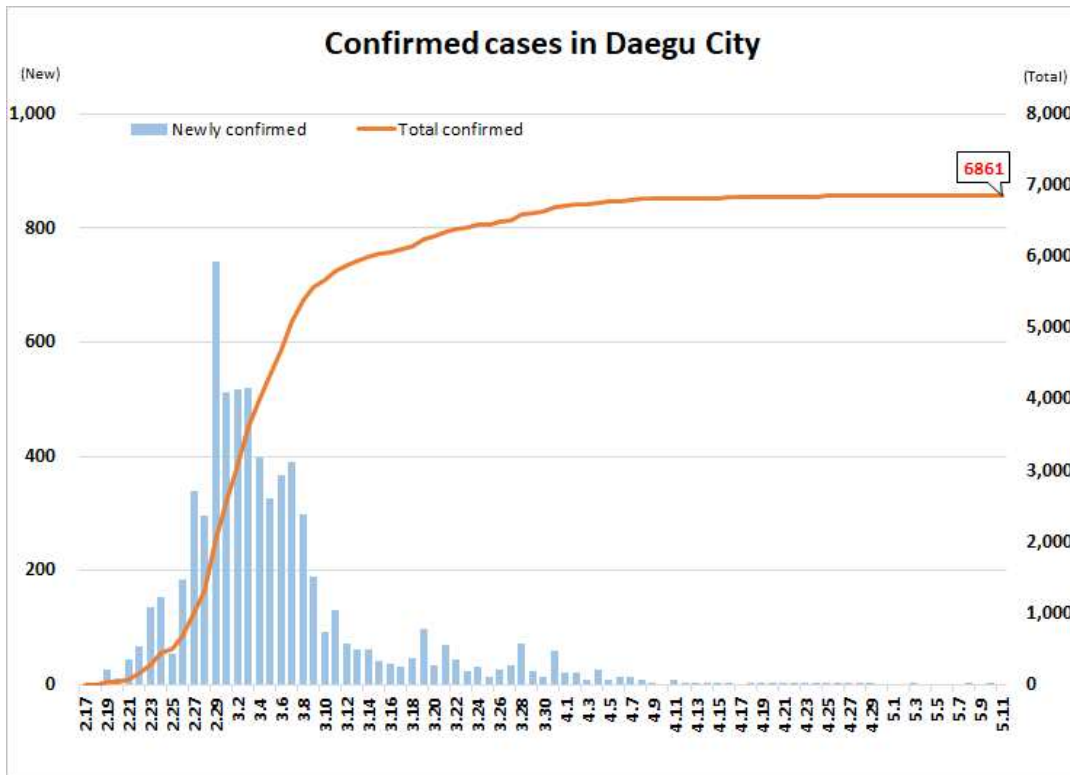
KCDC

Korea Centers for Disease Control & Prevention

Updates on COVID-19 in Republic of Korea

11 May 2020

○ Daily case trends by region:



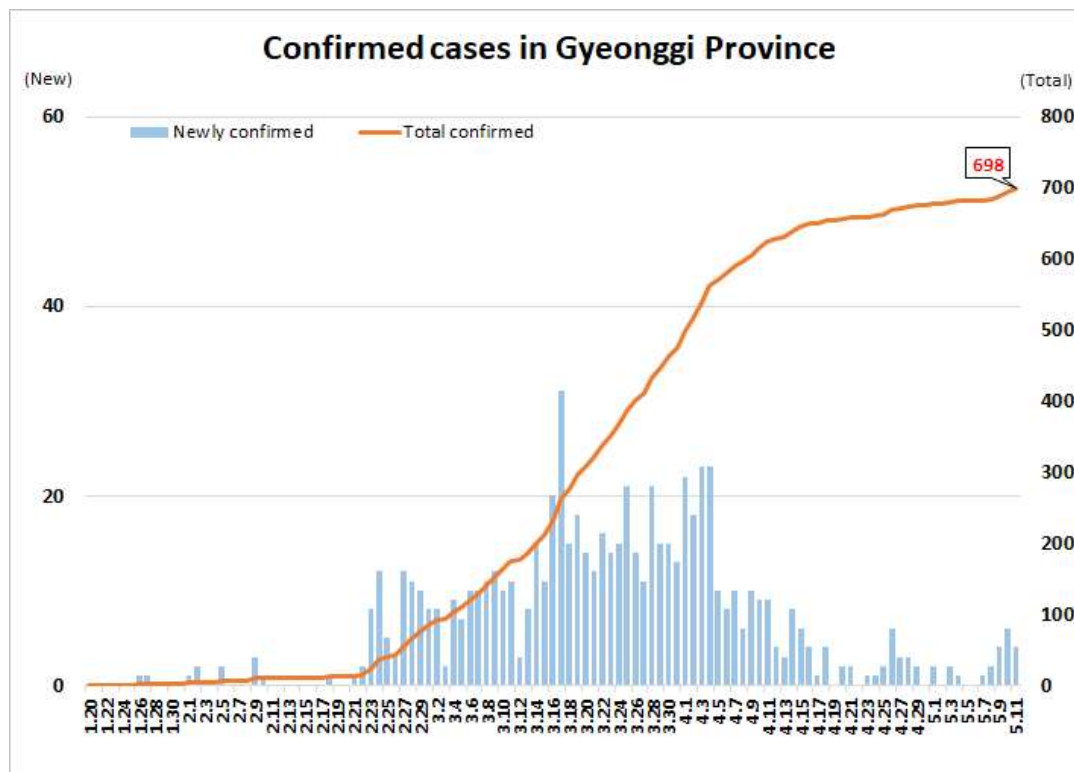
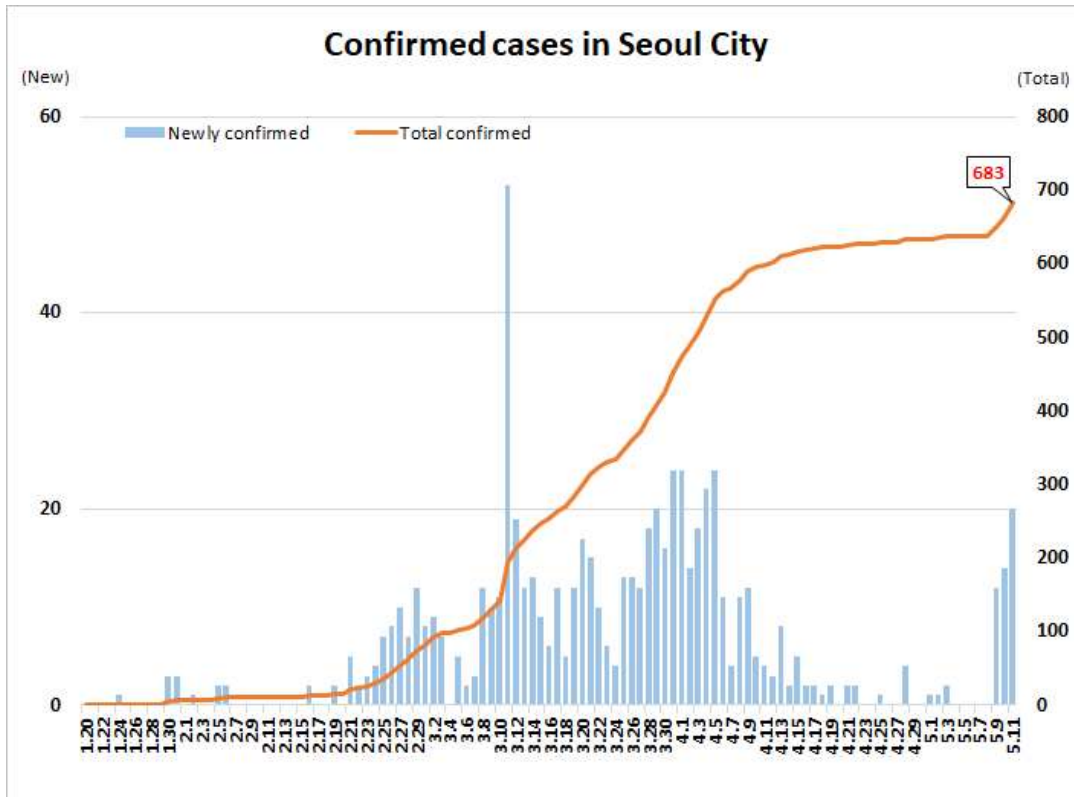


KCDC

Korea Centers for Disease Control & Prevention

Updates on COVID-19 in Republic of Korea

11 May 2020



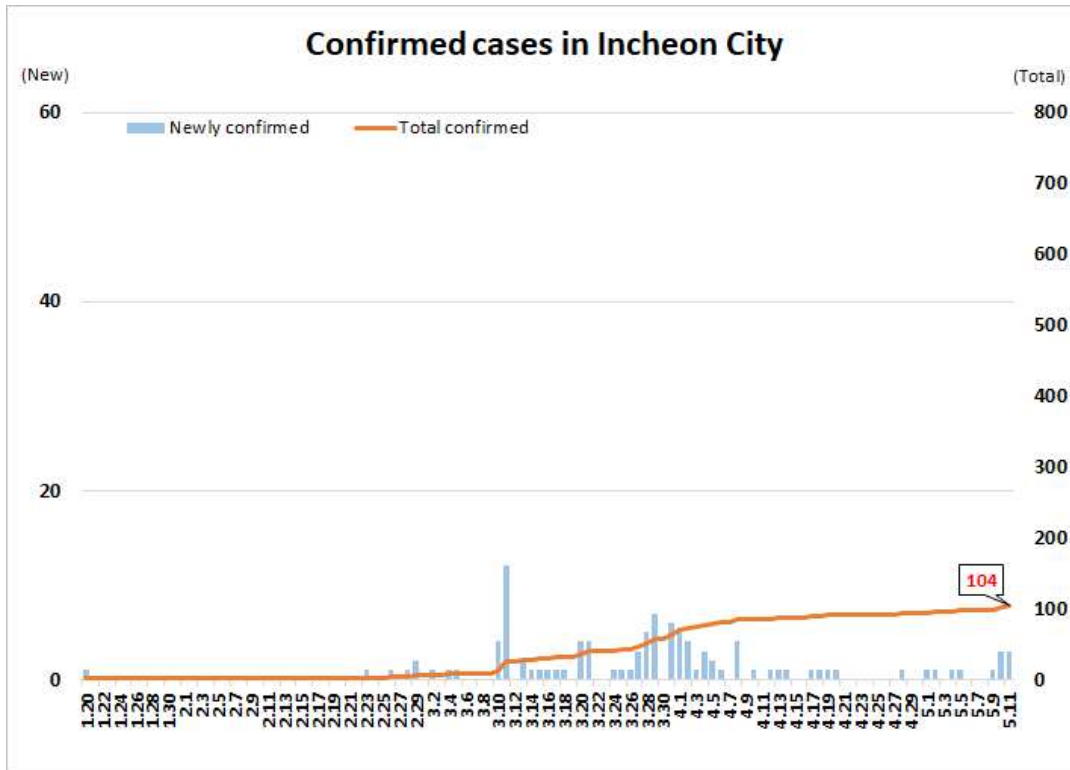


KCDC

Korea Centers for Disease Control & Prevention

Updates on COVID-19 in Republic of Korea

11 May 2020



○ Case distribution by gender and age group:

		Confirmed Cases (%)	Deaths (%)	Fatality rate (%)
Total		10,909 (100)	256 (100)	2.35
Sex	Male	4,461 (40.89)	133 (51.95)	2.98
	Female	6,448 (59.11)	123 (48.05)	1.91
Age	80 or above	488 (4.47)	122 (47.66)	25.00
	70-79	711 (6.52)	77 (30.88)	10.83
	60-69	1,358 (12.45)	37 (14.45)	2.72
	50-59	1,960 (17.97)	15 (5.86)	0.77
	40-49	1,446 (13.26)	3 (1.17)	0.21
	30-39	1,188 (10.89)	2 (0.78)	0.17
	20-29	3,019 (27.67)	0 (0.00)	-
	10-19	598 (5.48)	0 (0.00)	-
	0-9	141 (1.29)	0 (0.00)	-

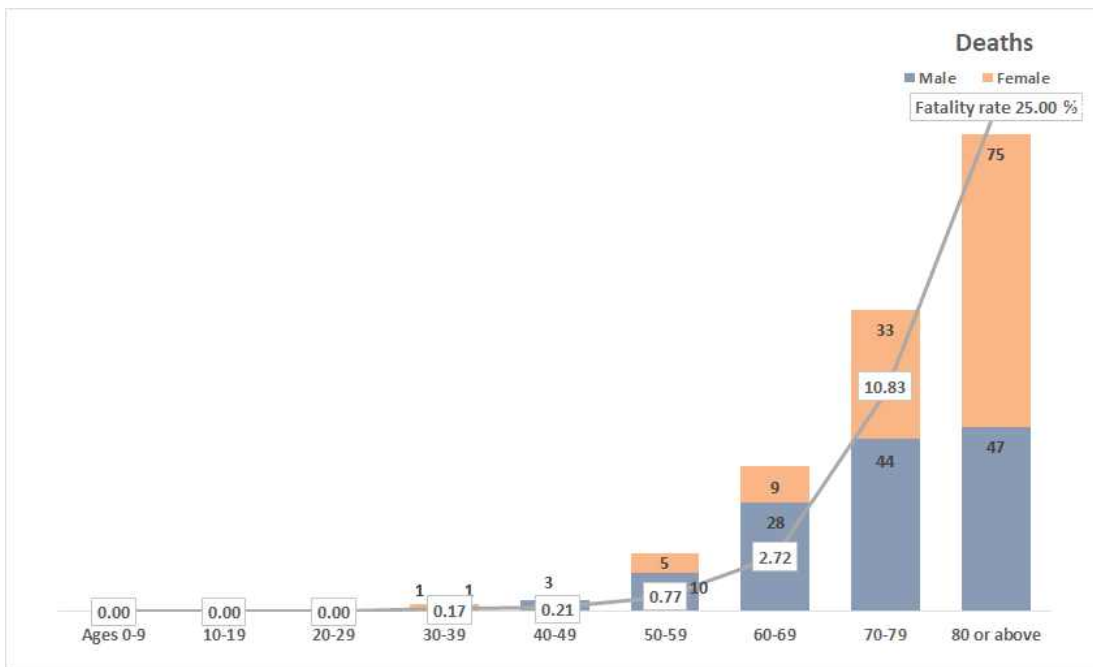
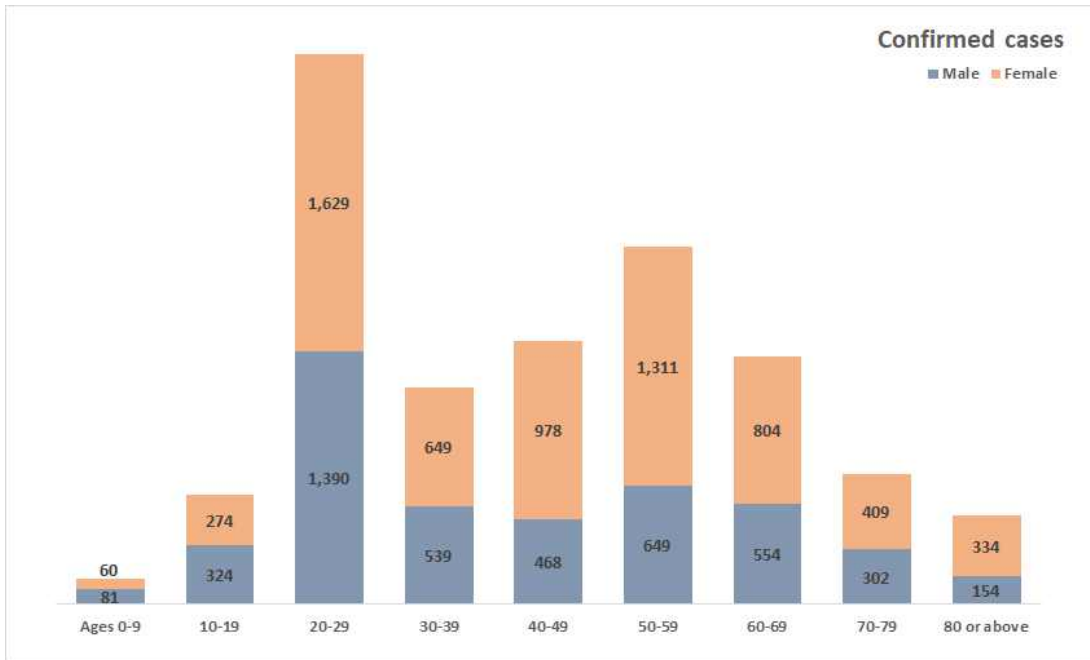


KCDC

Korea Centers for Disease Control & Prevention

Updates on COVID-19 in Republic of Korea

11 May 2020





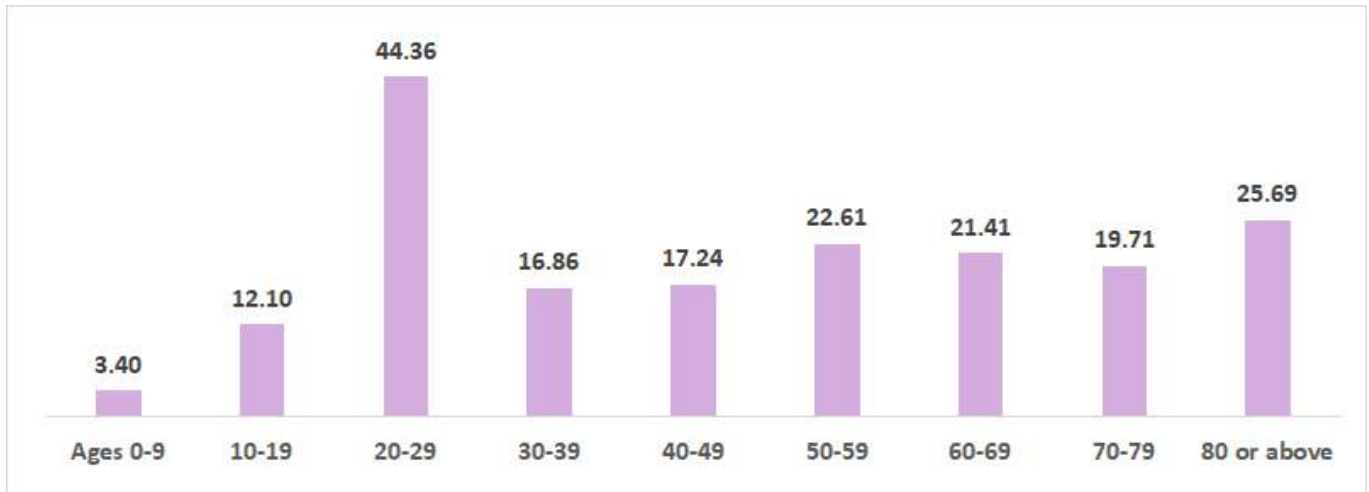
KCDC

Korea Centers for Disease Control & Prevention

Updates on COVID-19 in Republic of Korea

11 May 2020

○ Incidence rate by age group (per 100,000):



○ Imported cases:

