



KCDC

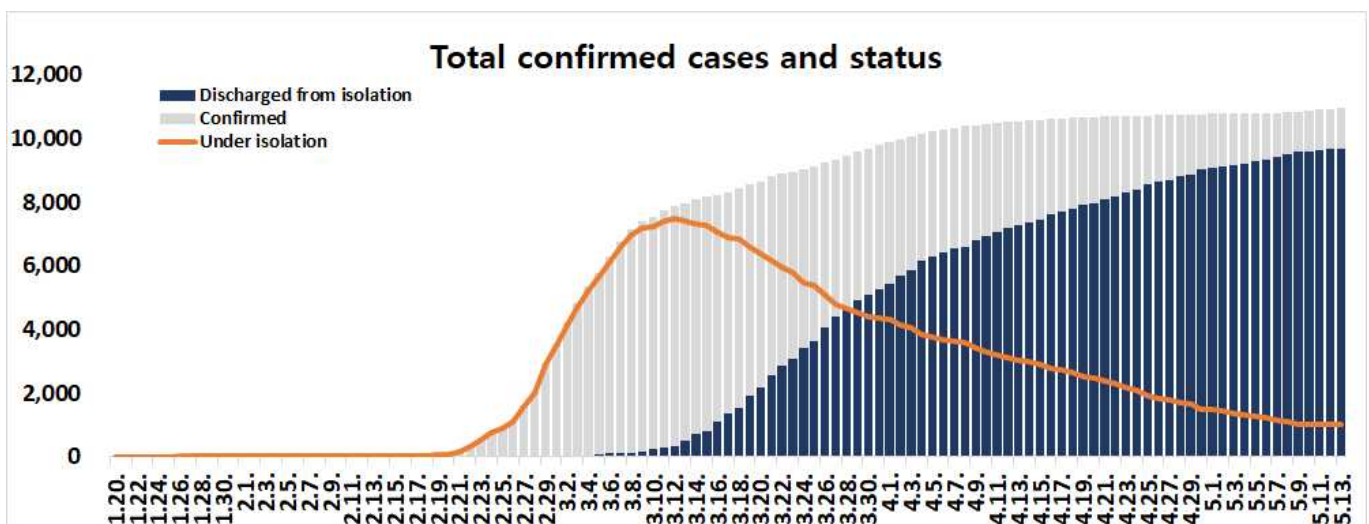
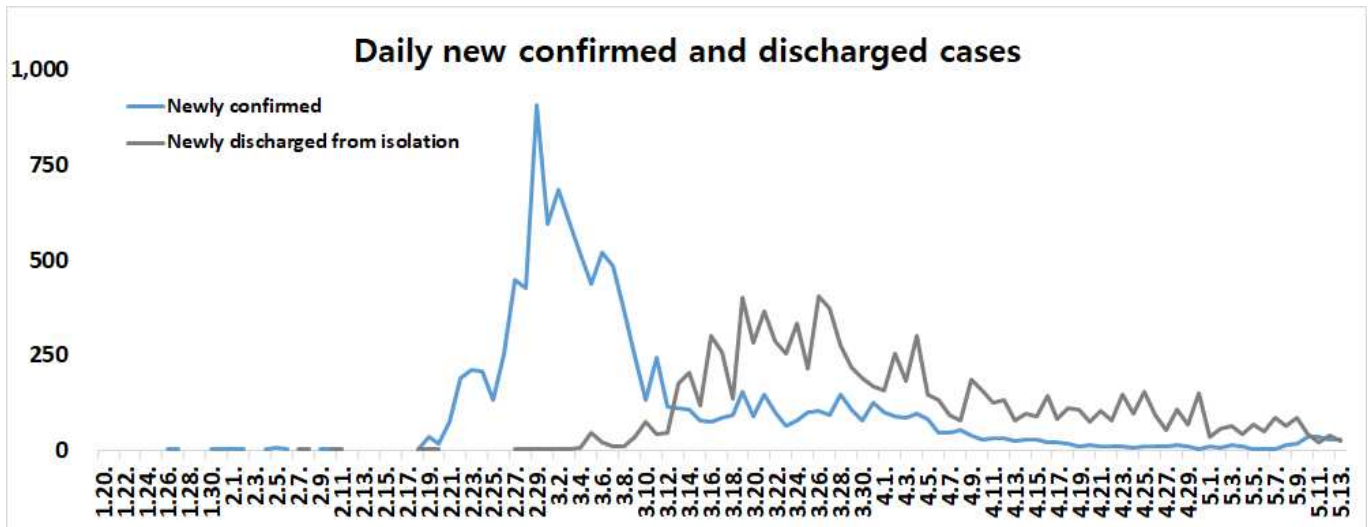
Korea Centers for Disease Control & Prevention

Updates on COVID-19 in Republic of Korea

13 May 2020

○ As of 0:00, 13 May 2020, the total number of confirmed cases is 10,962 (including 1,142 imported cases), of which 9,695 cases have been discharged from isolation. Newly confirmed cases are 26 in total.

Period (since 3 Jan)	Total	Tested positive (PCR)				Testing in progress	Tested negative (PCR)
		Confirmed	Discharged from isolation	Under isolation	Deceased		
As of 0:00 12 May (Tues)	680,890	10,936	9,670	1,008	258	16,330	653,624
As of 0:00 13 May (Wed)	695,920	10,962	9,695	1,008	259	19,579	665,379
Difference	(+)15,030	(+)26	(+)25	0	(+)1	(+)3,249	(+)11,755





KCDC

Korea Centers for Disease Control & Prevention

Updates on COVID-19 in Republic of Korea

13 May 2020

○ Regional distribution of total confirmed cases:

	Total	City							
		Seoul	Busan	Daegu	Incheon	Gwangju	Daejeon	Ulsan	Sejong
Isolated	1,008	146	15	364	21	0	4	3	1
Discharged	9,695	558	126	6,322	86	30	38	41	46
Deceased	259	3	3	179	0	0	1	1	0
Subtotal	10,962	707	144	6,865	107	30	43	45	47
New (Difference)	26	12	3	3	2	0	0	1	0

	Total	Province									Other
		Gyeonggi	Gangwon	Chungbuk	Chungnam	Jeonbuk	Jeonnam	Gyeongbuk	Gyeongnam	Jeju	
Isolated	129	10	9	5	6	4	82	6	2	201	
Discharged	563	42	43	138	14	12	1,231	113	12	280	
Deceased	16	2	0	0	0	0	54	0	0	0	
Subtotal	708	54	52	143	20	16	1,367	119	14	481	
New (Difference)	2	0	0	0	1	0	0	1	0	1	

○ Case distribution and incidence rate by region:

Region	# of cases	(%)	Incidence rate (per 0.1M)	Region	# of cases	(%)	Incidence rate (per 0.1M)
Seoul	707	(6.45)	7.26	Gyeonggi	708	(6.46)	5.34
Busan	144	(1.31)	4.22	Gangwon	54	(0.49)	3.51
Daegu	6,865	(62.63)	281.76	Chungbuk	52	(0.47)	3.25
Incheon	107	(0.98)	3.62	Chungnam	143	(1.30)	6.74
Gwangju	30	(0.27)	2.06	Jeonbuk	20	(0.18)	1.10
Daejeon	43	(0.39)	2.92	Jeonnam	16	(0.15)	0.86
Ulsan	45	(0.41)	3.92	Gyeongbuk	1,367	(12.47)	51.34
Sejong	47	(0.43)	13.73	Gyeongnam	119	(1.09)	3.54
Border Screening	481	(4.39)	-	Jeju	14	(0.13)	2.09
Total				10,962 (100) 21.14			



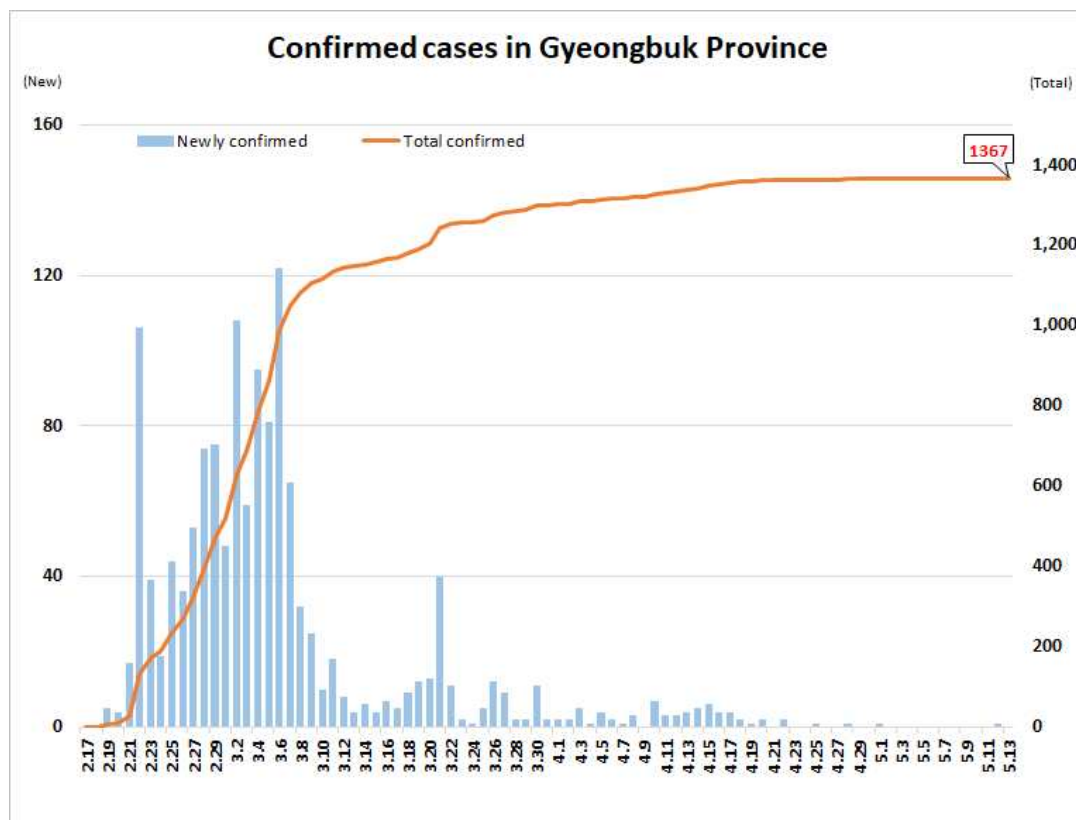
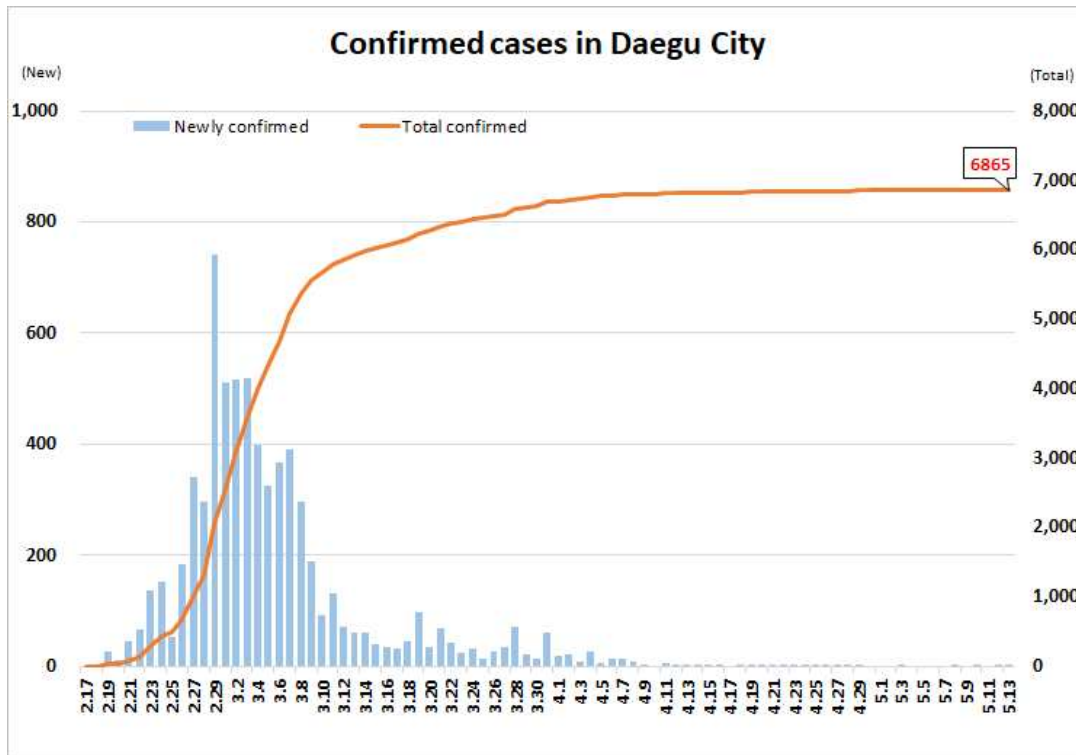
KCDC

Korea Centers for Disease Control & Prevention

Updates on COVID-19 in Republic of Korea

13 May 2020

○ Daily case trends by region:



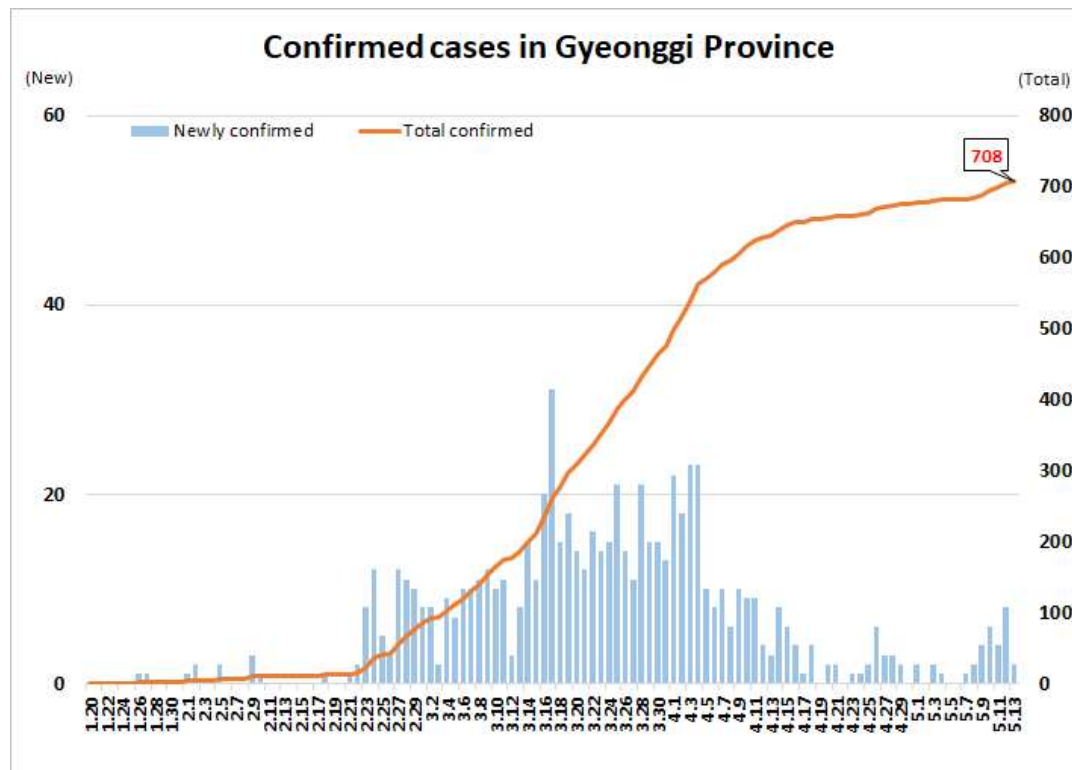
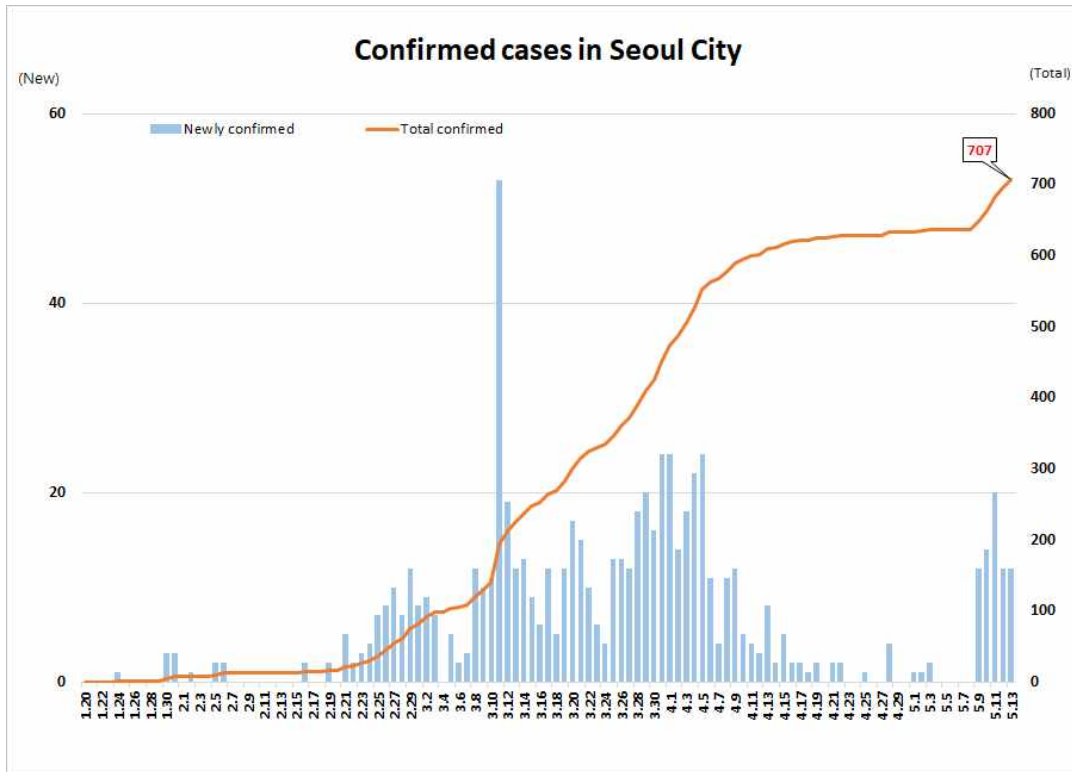


KCDC

Korea Centers for Disease Control & Prevention

Updates on COVID-19 in Republic of Korea

13 May 2020





KCDC

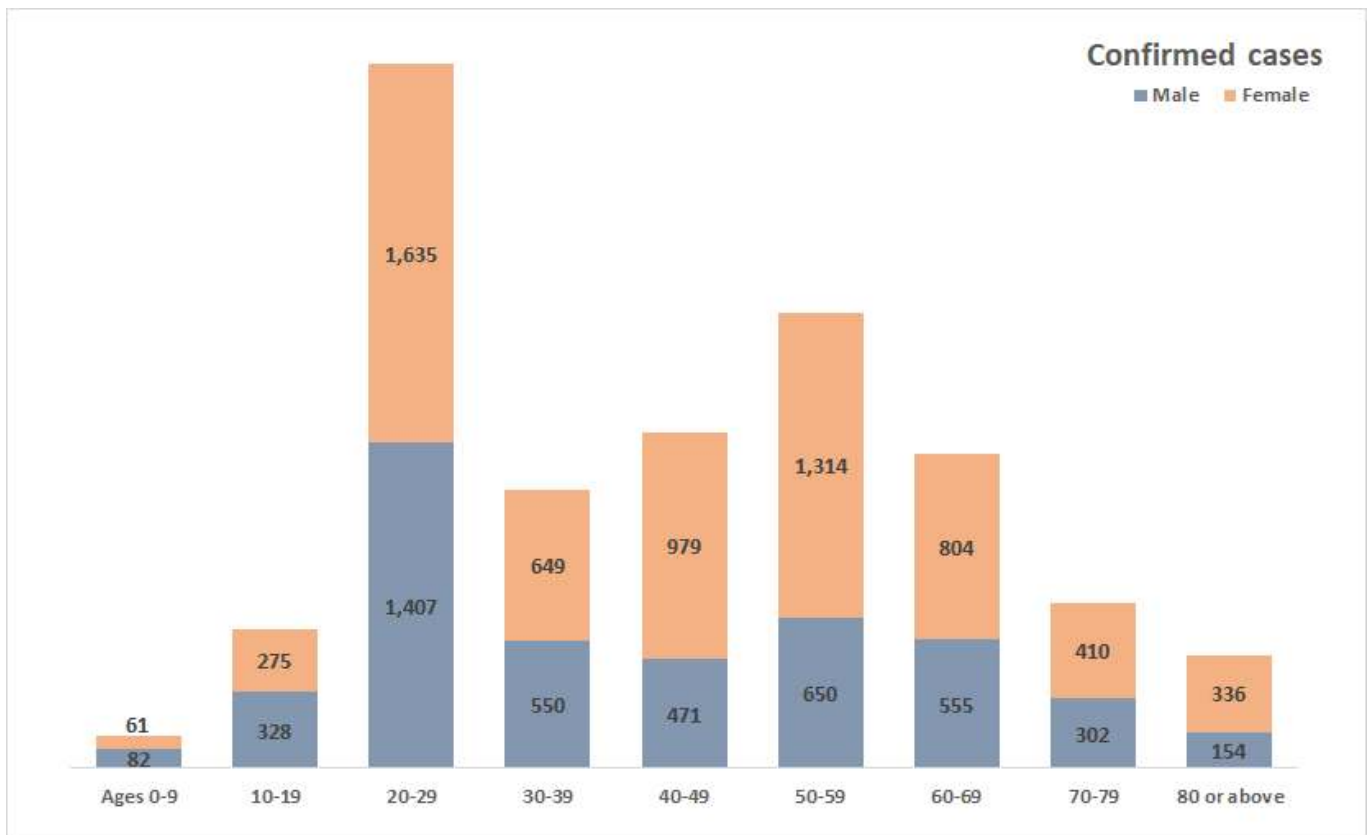
Korea Centers for Disease Control & Prevention

Updates on COVID-19 in Republic of Korea

13 May 2020

○ Case distribution by gender and age group:

		Confirmed Cases (%)	Deaths (%)	Fatality rate (%)
Total		10,962 (100)	259 (100)	2.36
Sex	Male	4,499 (41.04)	134 (51.74)	2.98
	Female	6,463 (58.96)	125 (48.26)	1.93
Age	80 or above	490 (4.47)	125 (48.26)	25.51
	70-79	712 (6.50)	77 (29.73)	10.81
	60-69	1,359 (12.40)	37 (14.29)	2.72
	50-59	1,964 (17.92)	15 (5.79)	0.76
	40-49	1,450 (13.23)	3 (1.16)	0.21
	30-39	1,199 (10.94)	2 (0.77)	0.17
	20-29	3,042 (27.75)	0 (0.00)	-
	10-19	603 (5.50)	0 (0.00)	-
	0-9	143 (1.30)	0 (0.00)	-



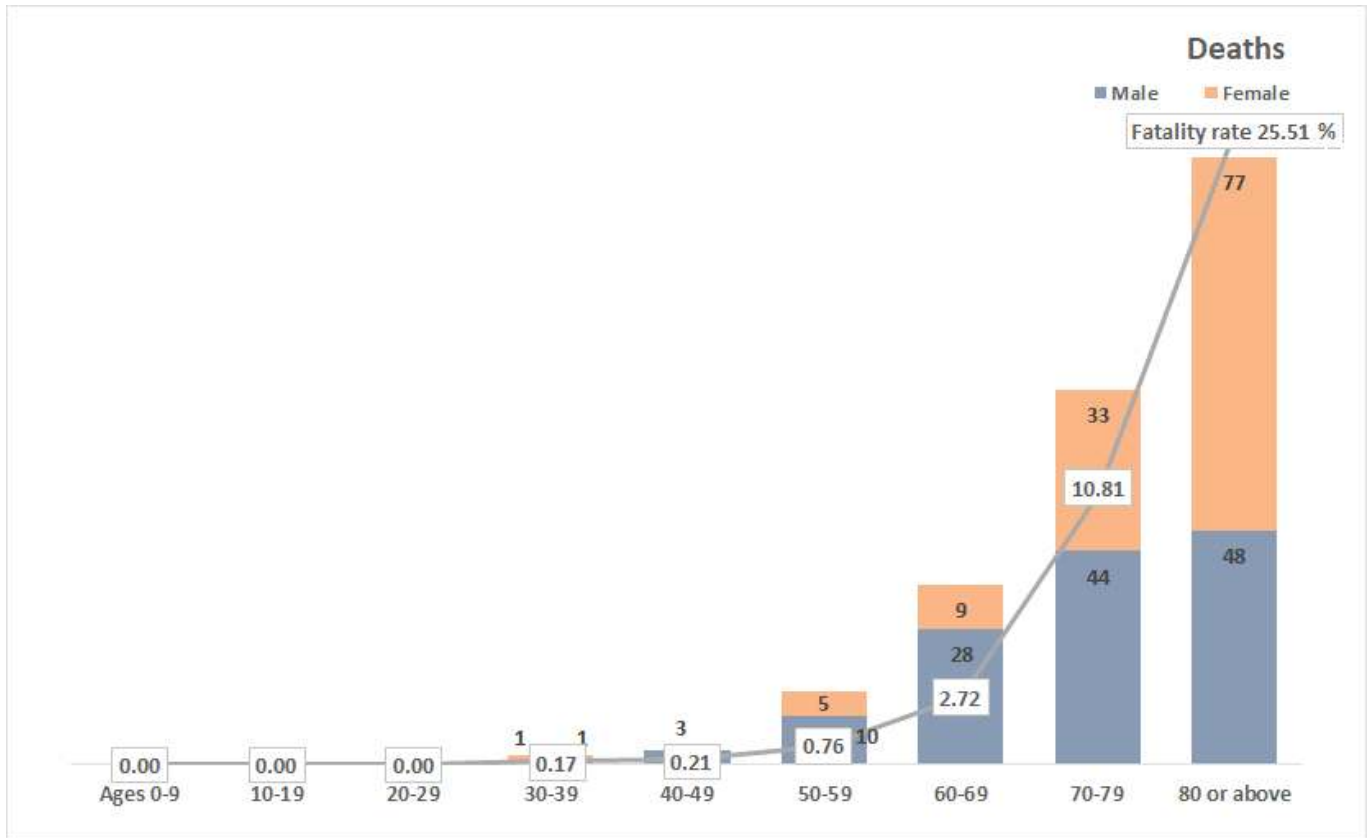


KCDC

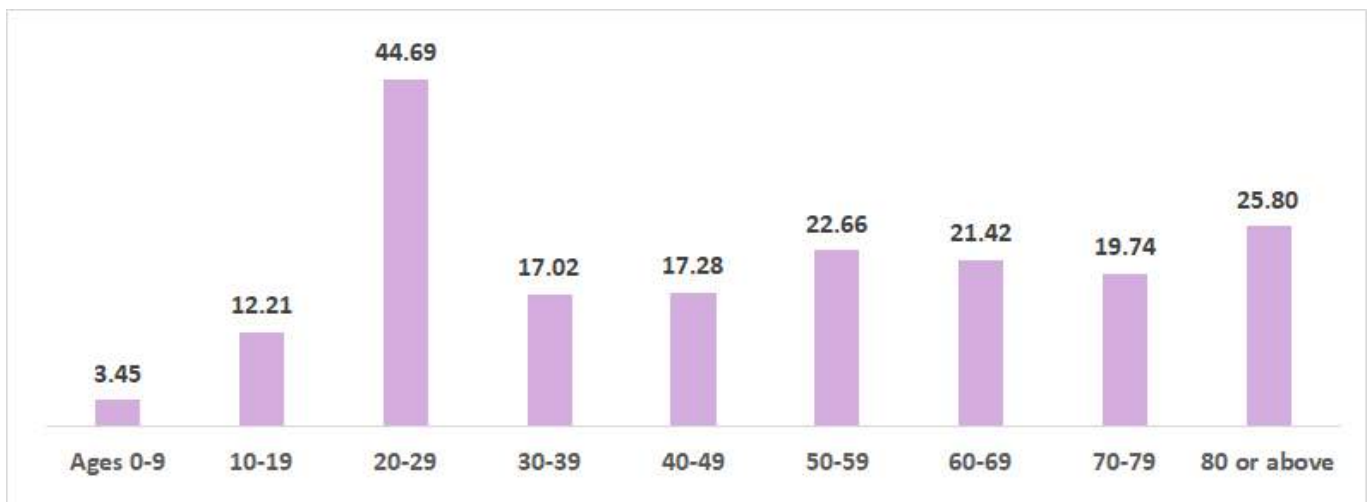
Korea Centers for Disease Control & Prevention

Updates on COVID-19 in Republic of Korea

13 May 2020



○ Incidence rate by age group (per 100,000):





KCDC

Korea Centers for Disease Control & Prevention

Updates on COVID-19 in Republic of Korea

13 May 2020

○ Imported cases:

