



KCDC

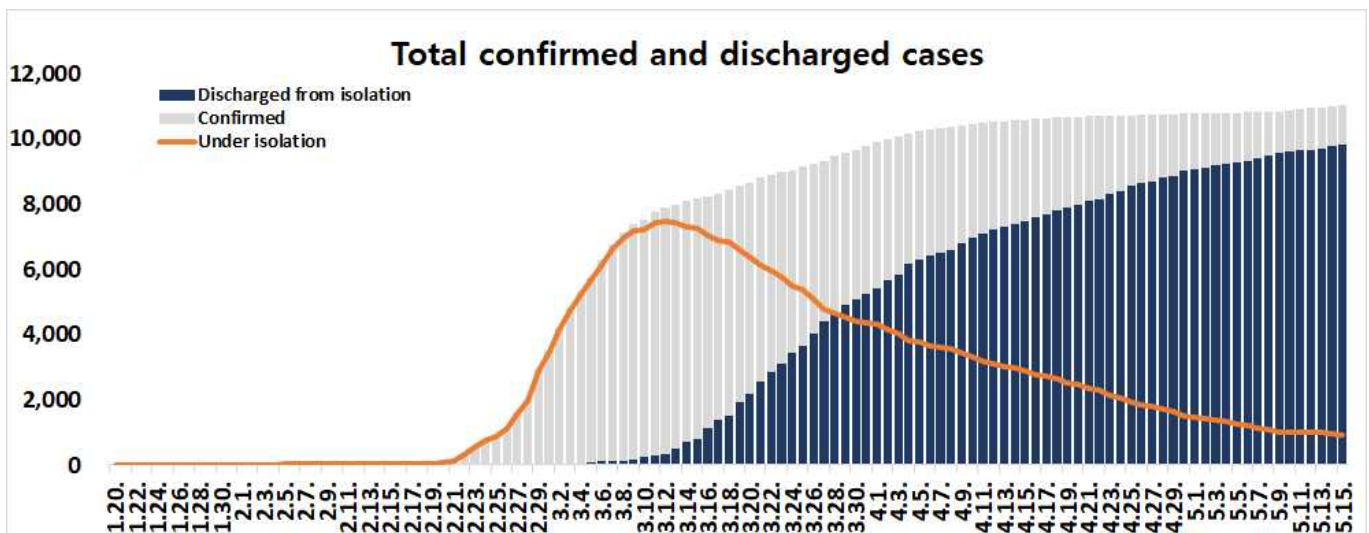
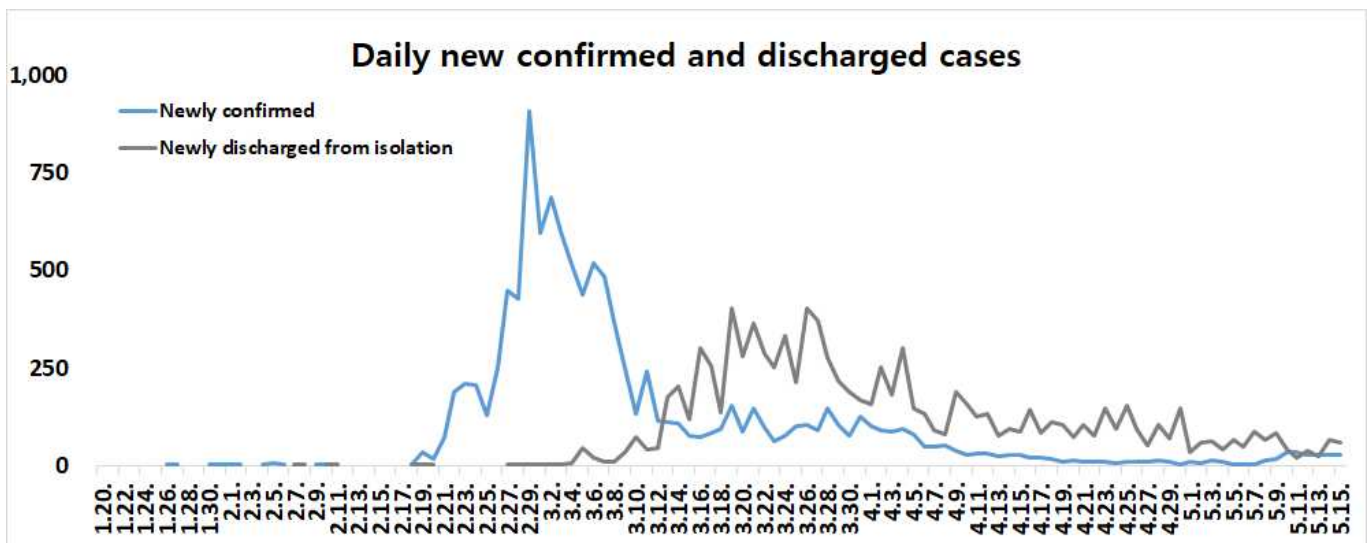
Korea Centers for Disease Control & Prevention

# Updates on COVID-19 in Republic of Korea

15 May 2020

○ As of 0:00, 15 May 2020, the total number of confirmed cases is 11,018 (including 1,150 imported cases), of which 9,821 cases have been discharged from isolation. Newly confirmed cases are 27 in total.

Period (since 3 Jan)	Total	Tested positive (PCR)				Testing in progress	Tested negative (PCR)
		Confirmed	Discharged from isolation	Under isolation	Deceased		
As of 0:00 14 May (Thurs)	711,484	10,991	9,762	969	260	20,722	679,771
As of 0:00 15 May (Fri)	726,747	11,018	9,821	937	260	19,875	695,854
Difference	(+)15,263	(+)27	(+)59	(-)32	0	(-)847	(+)16,083





KCDC

Korea Centers for Disease Control & Prevention

# Updates on COVID-19 in Republic of Korea

15 May 2020

○ Regional distribution of total confirmed cases:

	Total	City							
		Seoul	Busan	Daegu	Incheon	Gwangju	Daejeon	Ulsan	Sejong
Isolated	937	152	14	323	39	0	3	5	0
Discharged	9,821	569	127	6,366	85	30	39	39	47
Deceased	260	4	3	179	0	0	1	1	0
<b>Subtotal</b>	<b>11,018</b>	<b>725</b>	<b>144</b>	<b>6,868</b>	<b>124</b>	<b>30</b>	<b>43</b>	<b>45</b>	<b>47</b>
New (Difference)	27	14	0	3	5	0	0	0	0

	Total	Province								
		Gyeonggi	Gangwon	Chungbuk	Chungnam	Jeonbuk	Jeonnam	Gyeongbuk	Gyeongnam	Jeju
Isolated	118	9	12	5	6	5	69	4	2	171
Discharged	583	44	43	139	14	13	1,245	115	12	311
Deceased	16	2	0	0	0	0	54	0	0	0
<b>Subtotal</b>	<b>717</b>	<b>55</b>	<b>55</b>	<b>144</b>	<b>20</b>	<b>18</b>	<b>1,368</b>	<b>119</b>	<b>14</b>	<b>482</b>
New (Difference)	3	0	0	0	0	1	0	0	0	1

○ Case distribution and incidence rate by region:

Region	# of cases	(%)	Incidence rate (per 0.1M)	Region	# of cases	(%)	Incidence rate (per 0.1M)	
Seoul	725	(6.58)	7.45	Gyeonggi	717	(6.51)	5.41	
Busan	144	(1.31)	4.22	Gangwon	55	(0.50)	3.57	
Daegu	6,868	(62.33)	281.88	Chungbuk	55	(0.50)	3.44	
Incheon	124	(1.13)	4.19	Chungnam	144	(1.31)	6.78	
Gwangju	30	(0.27)	2.06	Jeonbuk	20	(0.18)	1.10	
Daejeon	43	(0.39)	2.92	Jeonnam	18	(0.16)	0.97	
Ulsan	45	(0.41)	3.92	Gyeongbuk	1,368	(12.42)	51.38	
Sejong	47	(0.43)	13.73	Gyeongnam	119	(1.08)	3.54	
Border Screening	482	(4.37)	-	Jeju	14	(0.13)	2.09	
<b>Total</b>				<b>11,018 (100)</b>				<b>21.25</b>



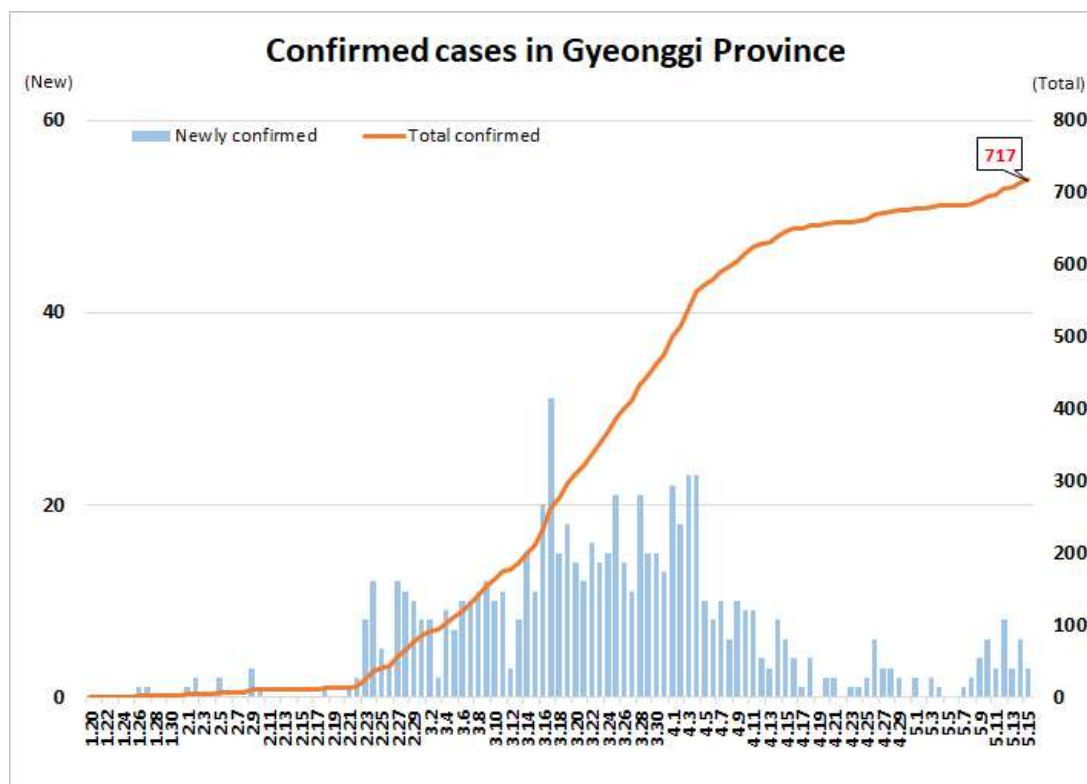
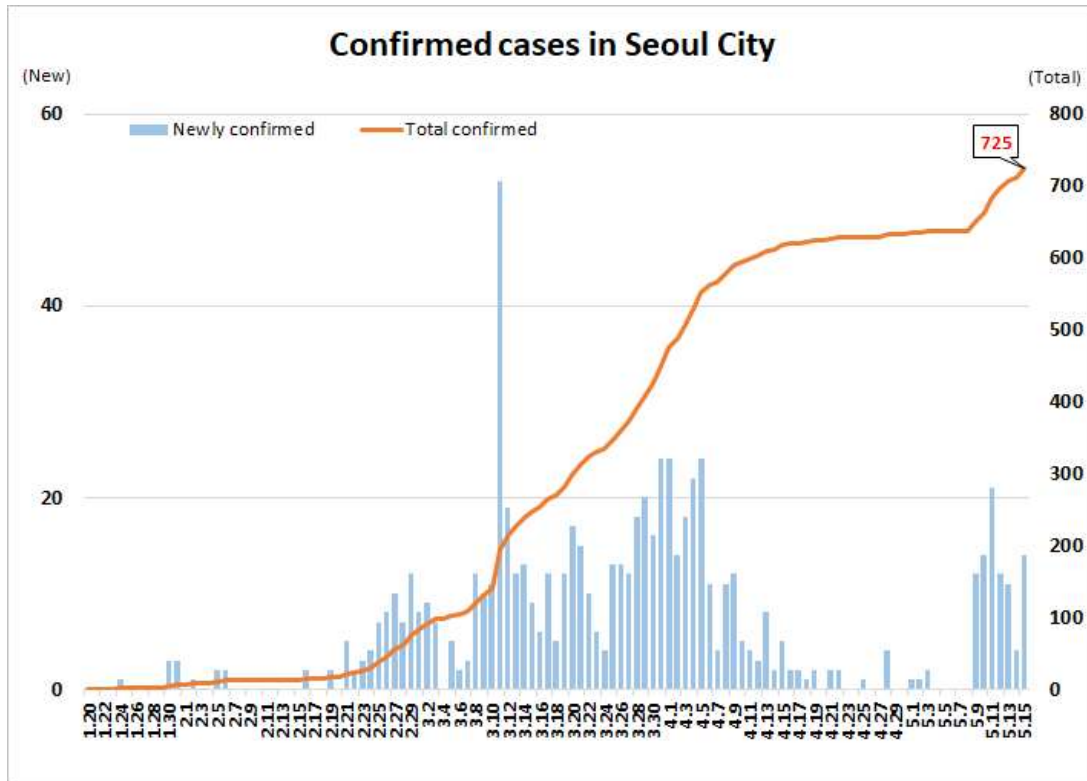
KCDC

Korea Centers for Disease Control & Prevention

# Updates on COVID-19 in Republic of Korea

15 May 2020

## ○ Daily case trends by region:



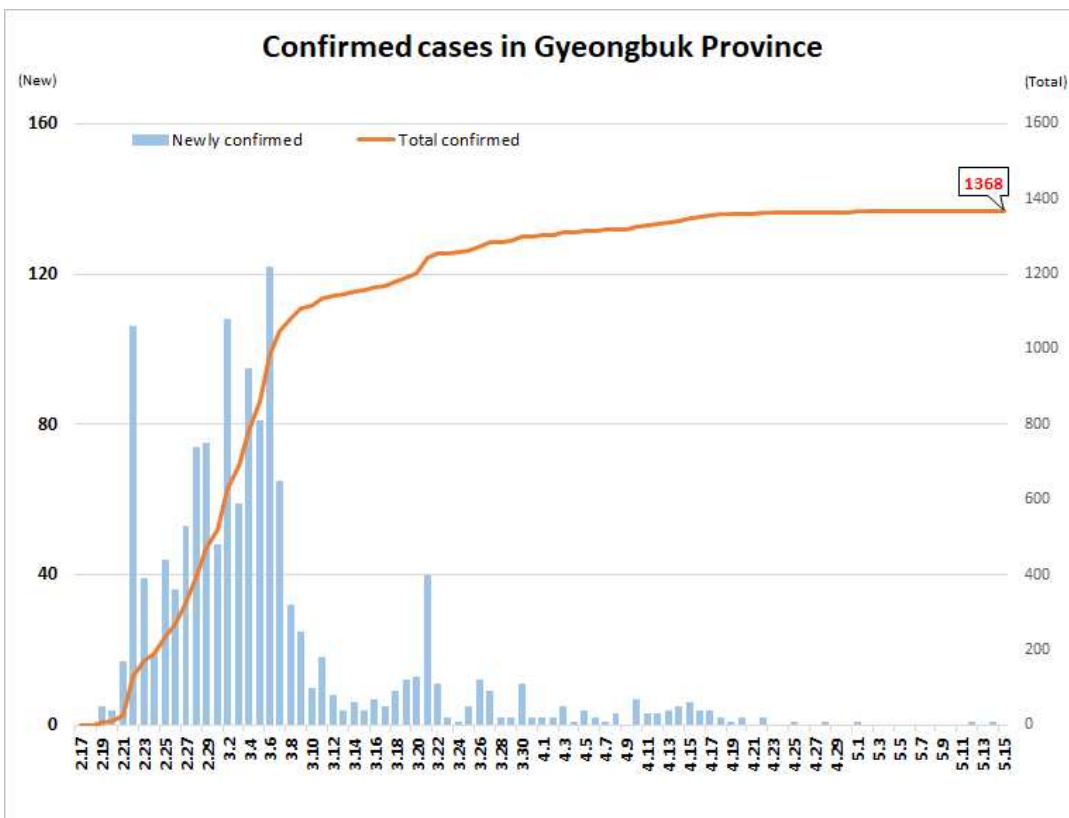
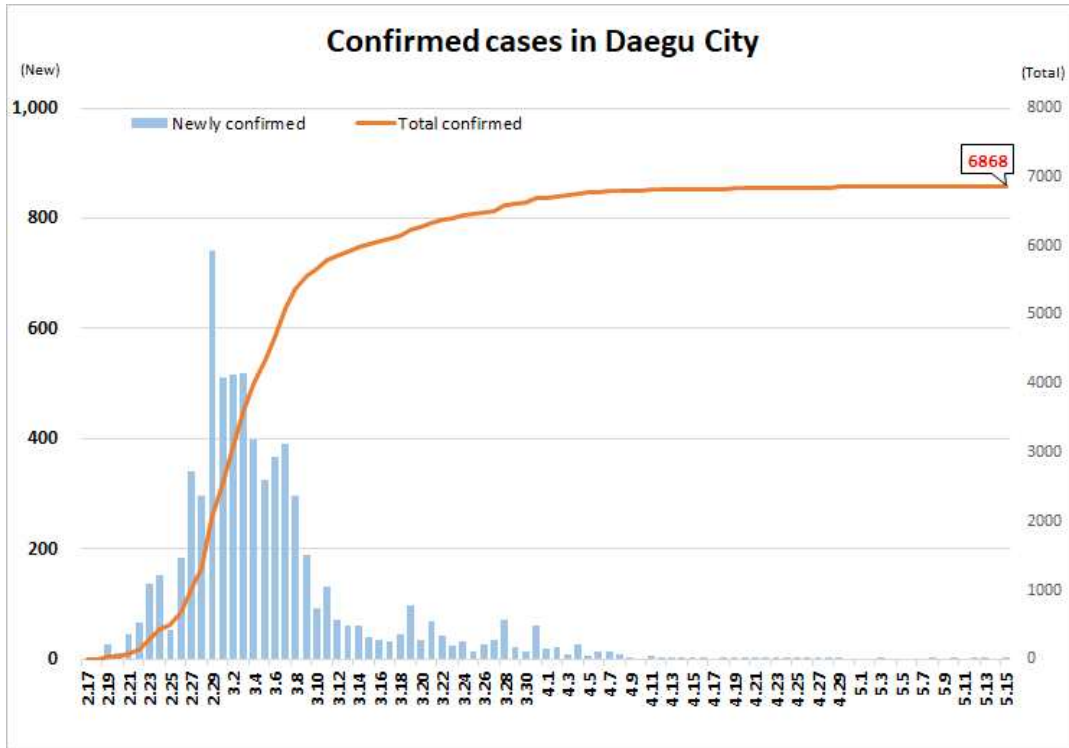


KCDC

Korea Centers for Disease Control & Prevention

# Updates on COVID-19 in Republic of Korea

15 May 2020





KCDC

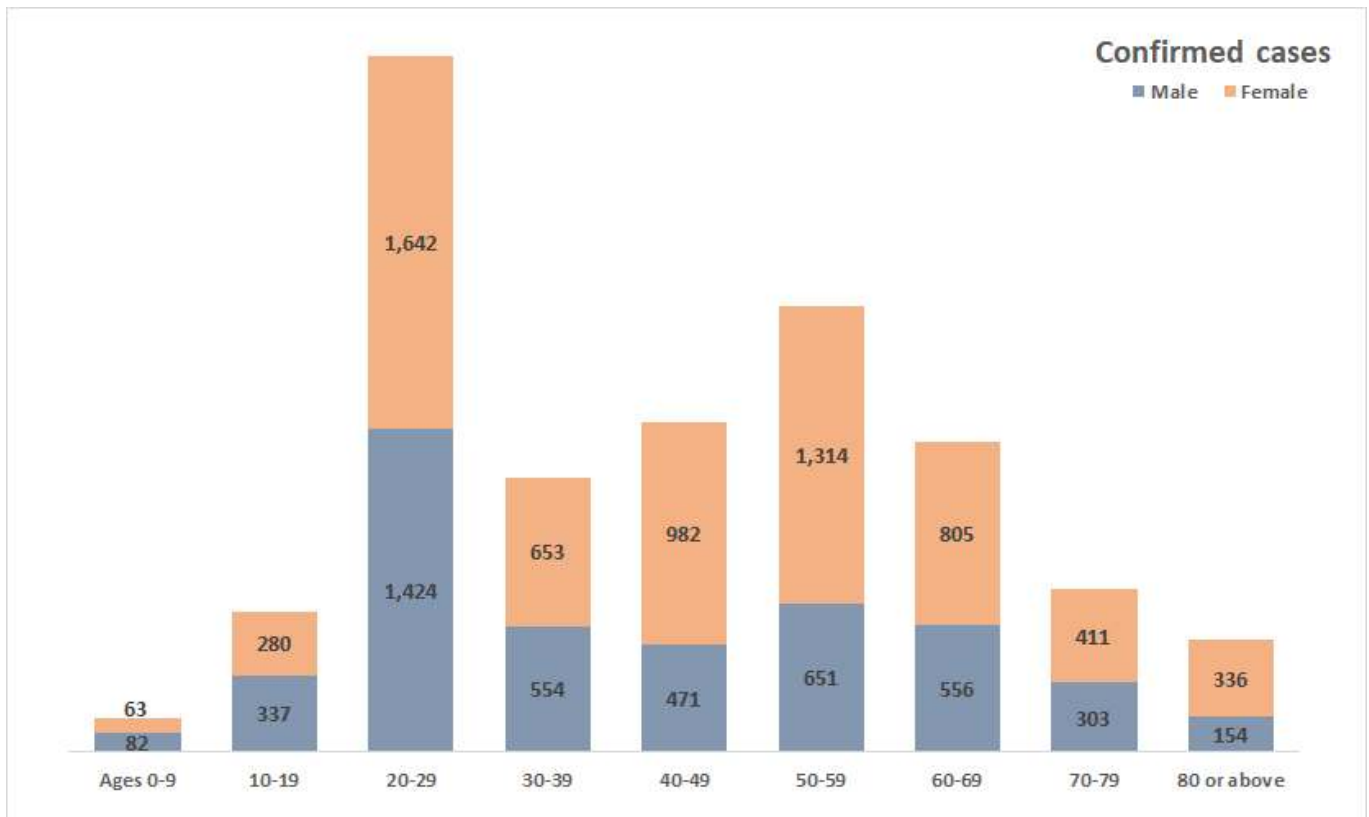
Korea Centers for Disease Control & Prevention

# Updates on COVID-19 in Republic of Korea

15 May 2020

○ Case distribution by gender and age group:

		Confirmed Cases (%)	Deaths (%)	Fatality rate (%)
Total		11,018 (100)	260 (100)	2.36
Sex	Male	4,532 (41.13)	135 (51.92)	2.98
	Female	6,486 (58.87)	125 (48.08)	1.93
Age	80 or above	490 (4.45)	125 (48.08)	25.51
	70-79	714 (6.48)	77 (29.62)	10.78
	60-69	1,361 (12.35)	38 (14.62)	2.79
	50-59	1,965 (17.83)	15 (5.77)	0.76
	40-49	1,453 (13.19)	3 (1.15)	0.21
	30-39	1,207 (10.95)	2 (0.77)	0.17
	20-29	3,066 (27.83)	0 (0.00)	-
	10-19	617 (5.60)	0 (0.00)	-
	0-9	145 (1.32)	0 (0.00)	-



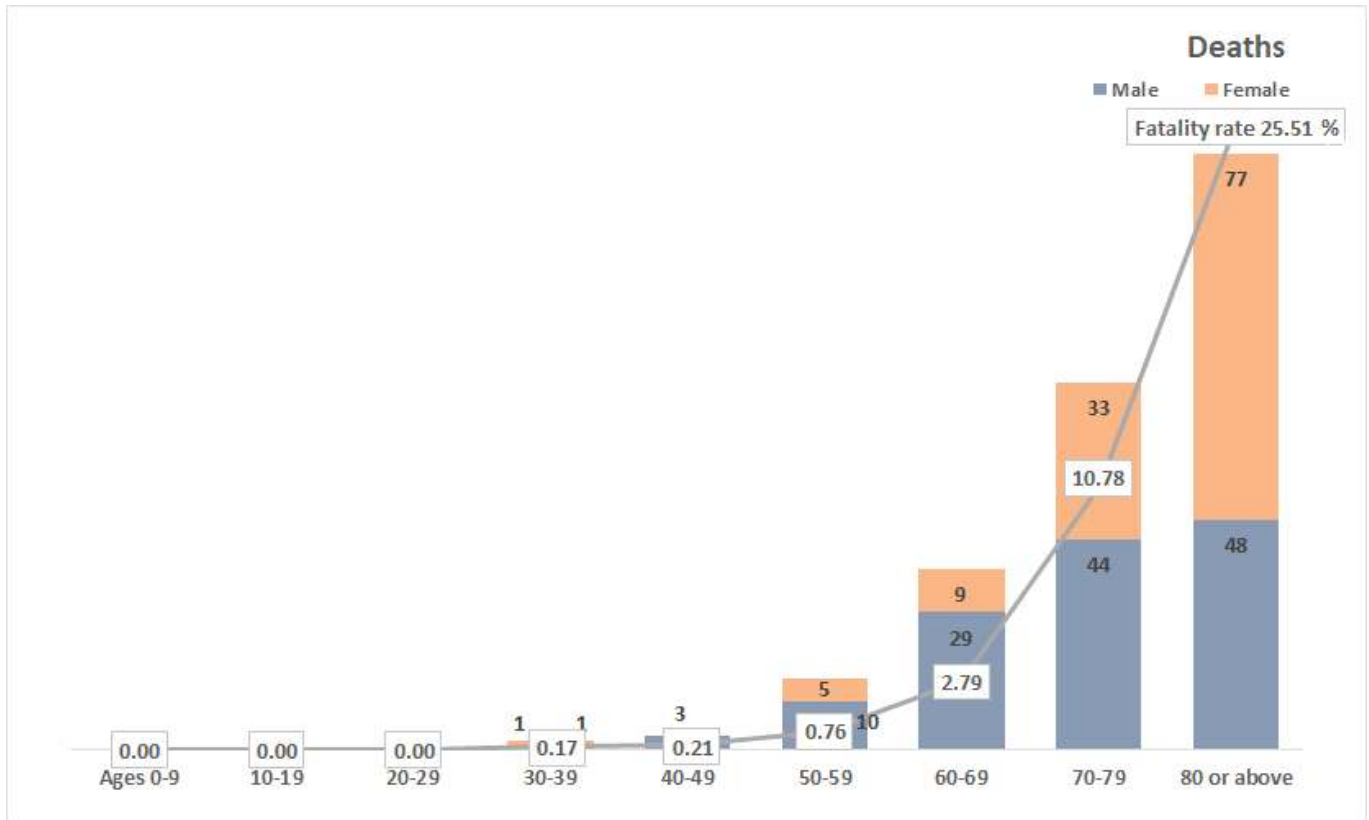


KCDC

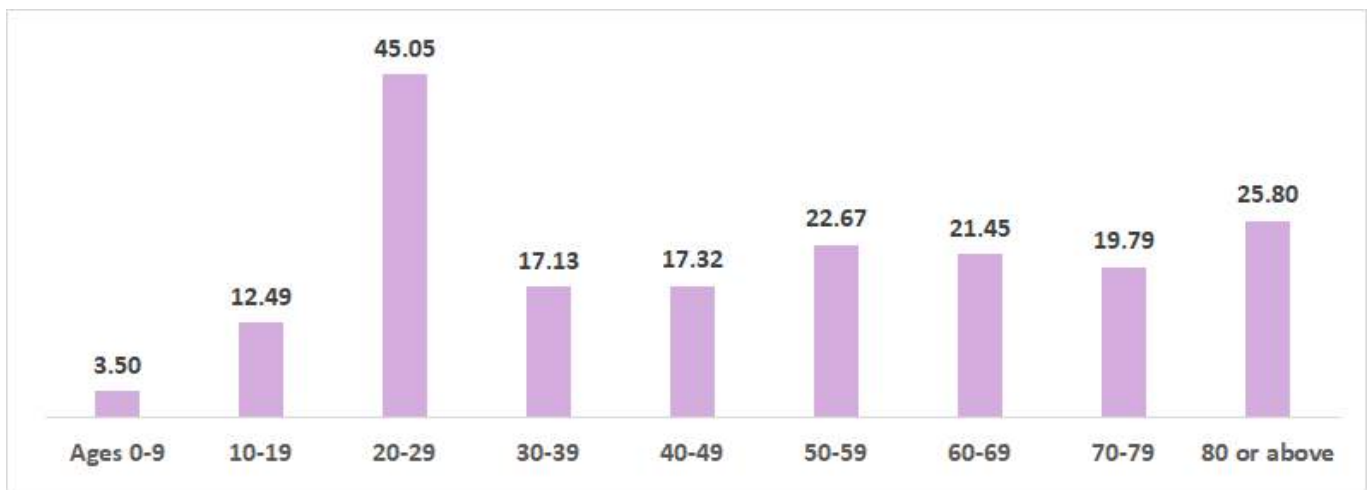
Korea Centers for Disease Control & Prevention

# Updates on COVID-19 in Republic of Korea

15 May 2020



## ○ Incidence rate by age group (per 100,000):





KCDC

Korea Centers for Disease Control & Prevention

# Updates on COVID-19 in Republic of Korea

15 May 2020

## ○ Imported cases:

