



KCDC

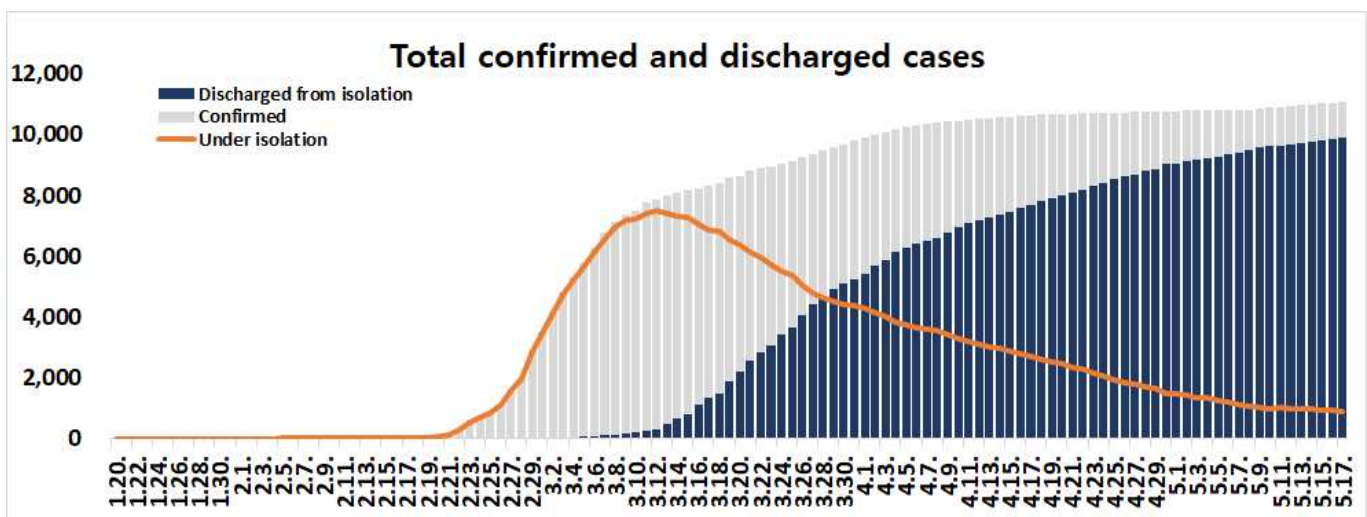
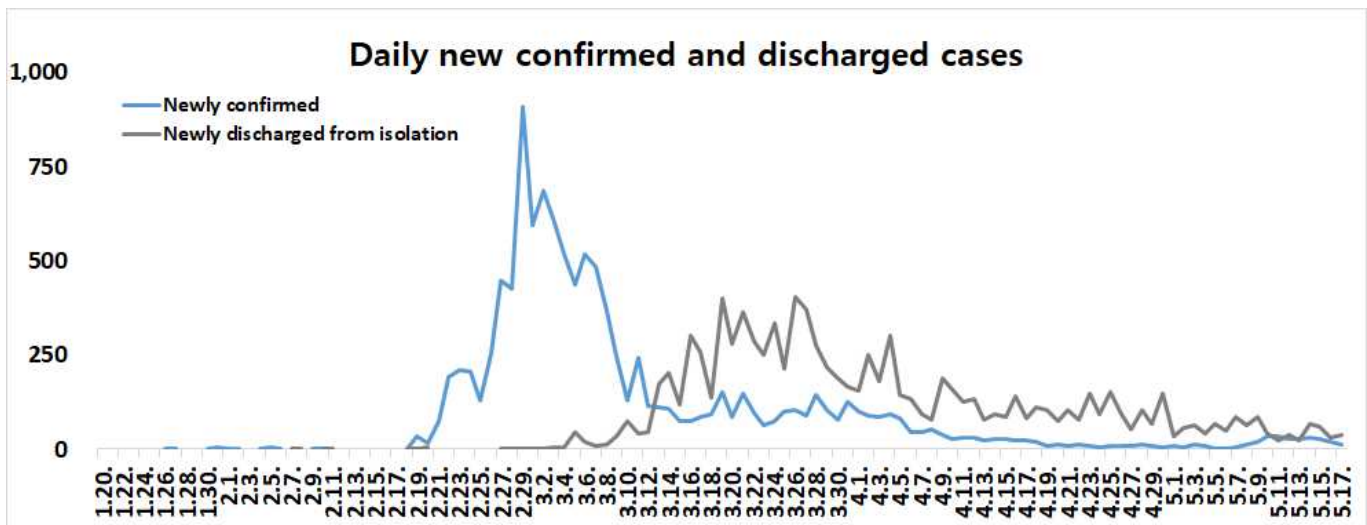
Korea Centers for Disease Control & Prevention

Updates on COVID-19 in Republic of Korea

17 May 2020

○ As of 0:00, 17 May 2020, the total number of confirmed cases is 11,050 (including 1,167 imported cases), of which 9,888 cases have been discharged from isolation. Newly confirmed cases are 13 in total.

Period (since 3 Jan)	Total	Tested positive (PCR)				Testing in progress	Tested negative (PCR)
		Confirmed	Discharged from isolation	Under isolation	Deceased		
As of 0:00 16 May (Sat)	740,645	11,037	9,851	924	262	18,343	711,265
As of 0:00 17 May (Sun)	747,653	11,050	9,888	900	262	17,660	718,943
Difference	(+)7,008	(+)13	(+)37	(-)24	0	(-)683	(+)7,678





KCDC

Korea Centers for Disease Control & Prevention

Updates on COVID-19 in Republic of Korea

17 May 2020

○ Regional distribution of total confirmed cases:

	Total	City							
		Seoul	Busan	Daegu	Incheon	Gwangju	Daejeon	Ulsan	Sejong
Isolated	900	156	11	313	39	0	4	3	0
Discharged	9,888	575	130	6,376	85	30	39	41	47
Deceased	262	4	3	181	0	0	1	1	0
Subtotal	11,050	735	144	6,870	124	30	44	45	47
New (Difference)	13	5	0	1	0	0	1	0	0

	Total	Province								
		Gyeonggi	Gangwon	Chungbuk	Chungnam	Jeonbuk	Jeonnam	Gyeongbuk	Gyeongnam	Jeju
Isolated	107	8	13	4	4	5	60	5	3	165
Discharged	598	45	43	140	16	13	1,254	116	11	329
Deceased	16	2	0	0	0	0	54	0	0	0
Subtotal	721	55	56	144	20	18	1,368	121	14	494
New (Difference)	0	0	0	0	0	0	0	2	0	4

○ Case distribution and incidence rate by region:

Region	# of cases	(%)	Incidence rate (per 0.1M)	Region	# of cases	(%)	Incidence rate (per 0.1M)
Seoul	735	(6.65)	7.55	Gyeonggi	721	(6.52)	5.44
Busan	144	(1.30)	4.22	Gangwon	55	(0.50)	3.57
Daegu	6,870	(62.17)	281.96	Chungbuk	56	(0.51)	3.50
Incheon	124	(1.12)	4.19	Chungnam	144	(1.30)	6.78
Gwangju	30	(0.27)	2.06	Jeonbuk	20	(0.18)	1.10
Daejeon	44	(0.40)	2.98	Jeonnam	18	(0.16)	0.97
Ulsan	45	(0.41)	3.92	Gyeongbuk	1,368	(12.38)	51.38
Sejong	47	(0.43)	13.73	Gyeongnam	121	(1.10)	3.60
Border Screening	494	(4.47)	-	Jeju	14	(0.13)	2.09
Total				11,050 (100) 21.31			



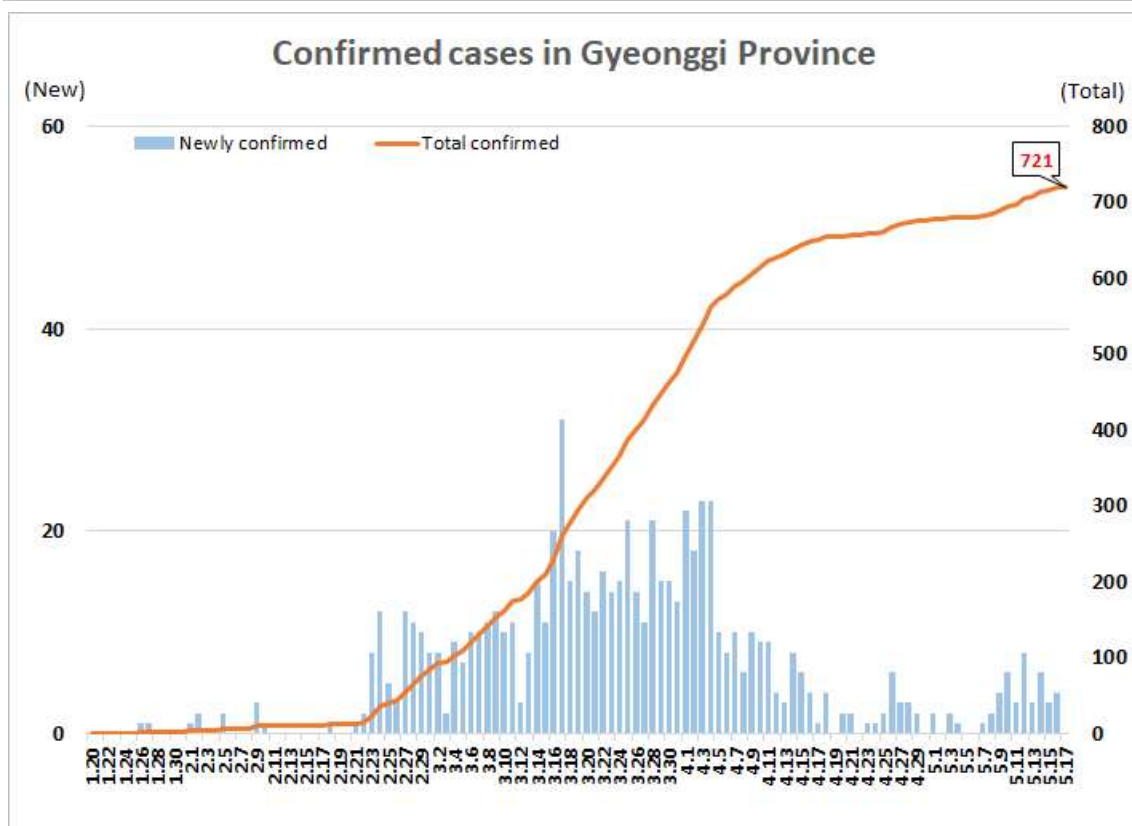
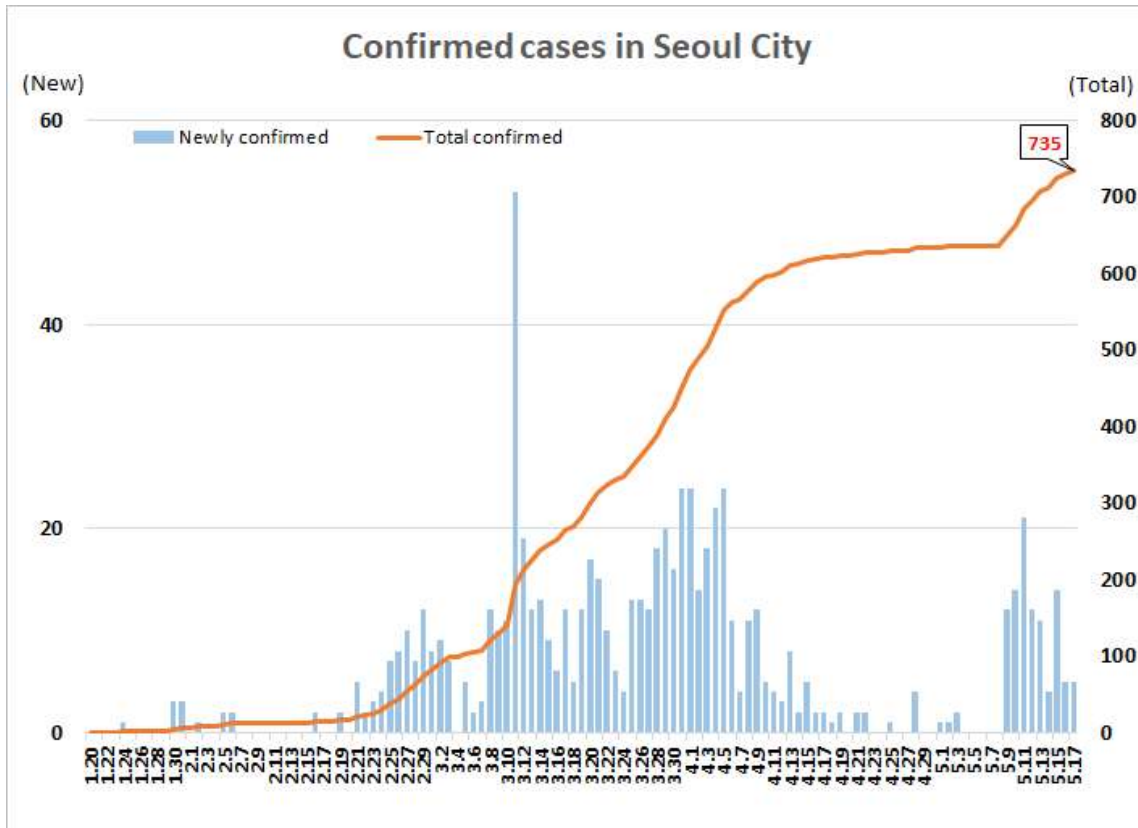
KCDC

Korea Centers for Disease Control & Prevention

Updates on COVID-19 in Republic of Korea

17 May 2020

○ Daily case trends by region:



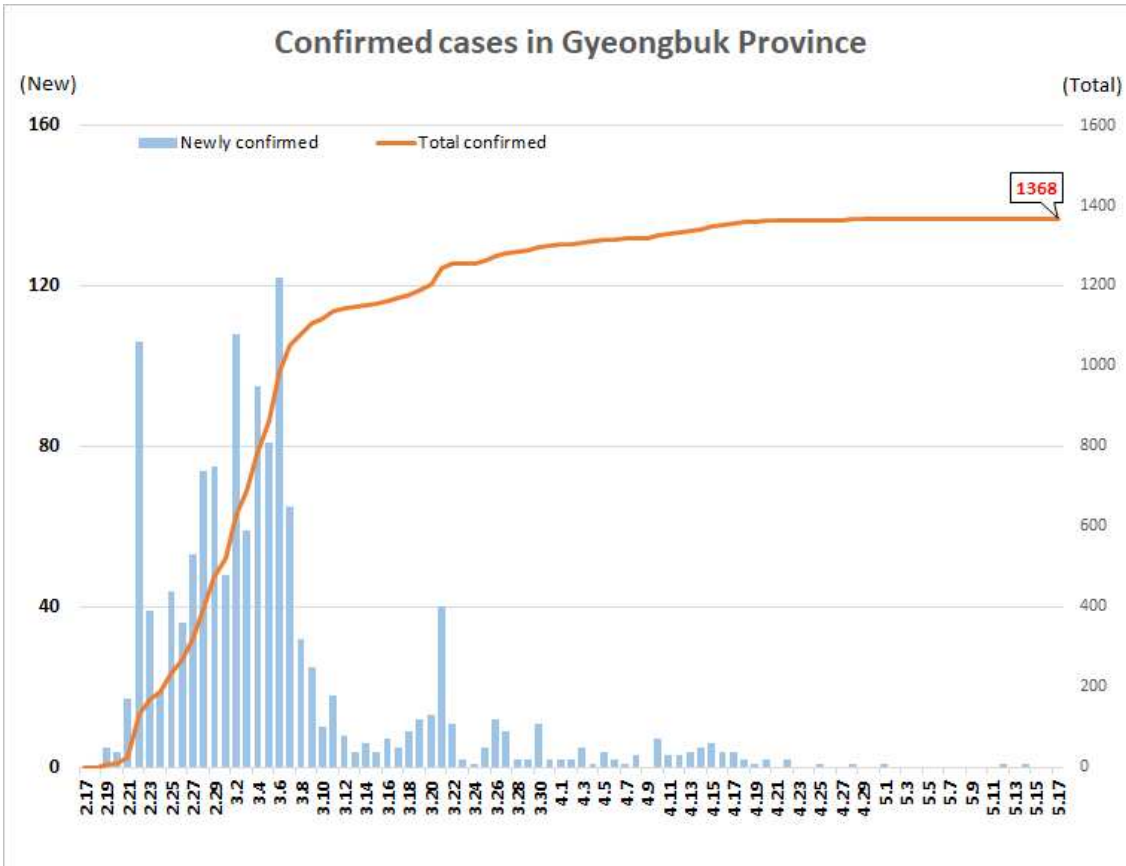
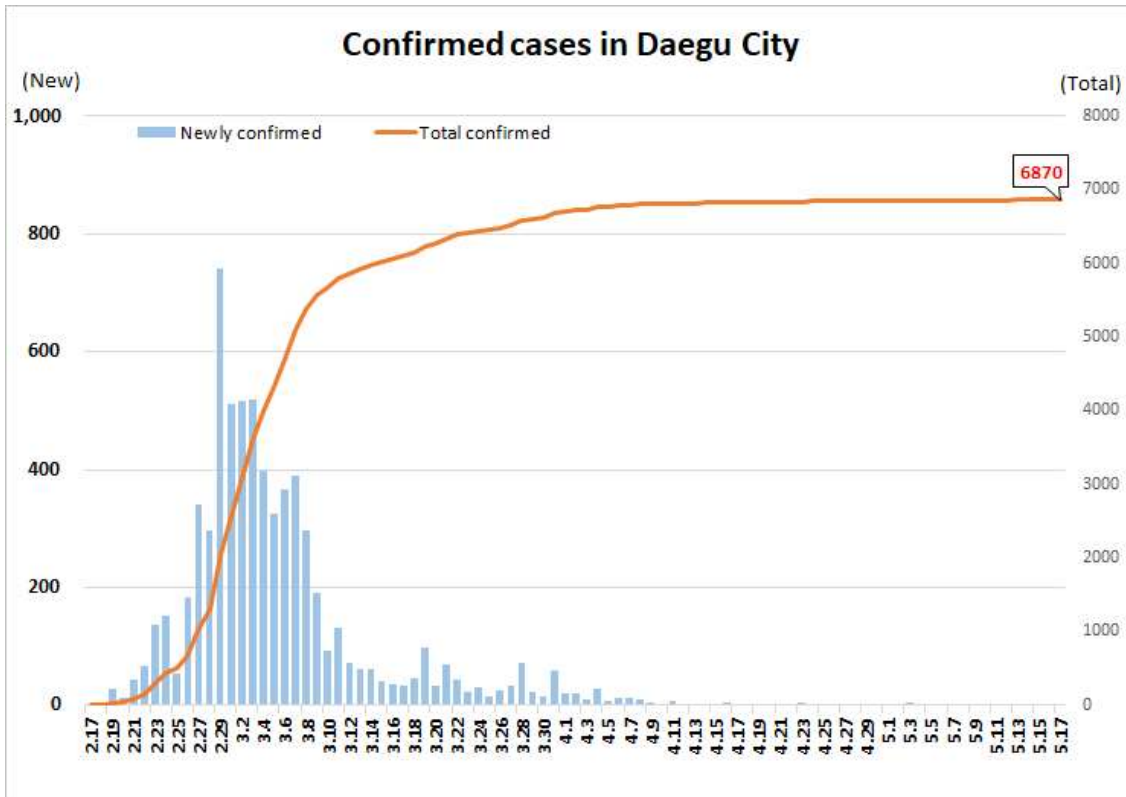


KCDC

Korea Centers for Disease Control & Prevention

Updates on COVID-19 in Republic of Korea

17 May 2020





KCDC

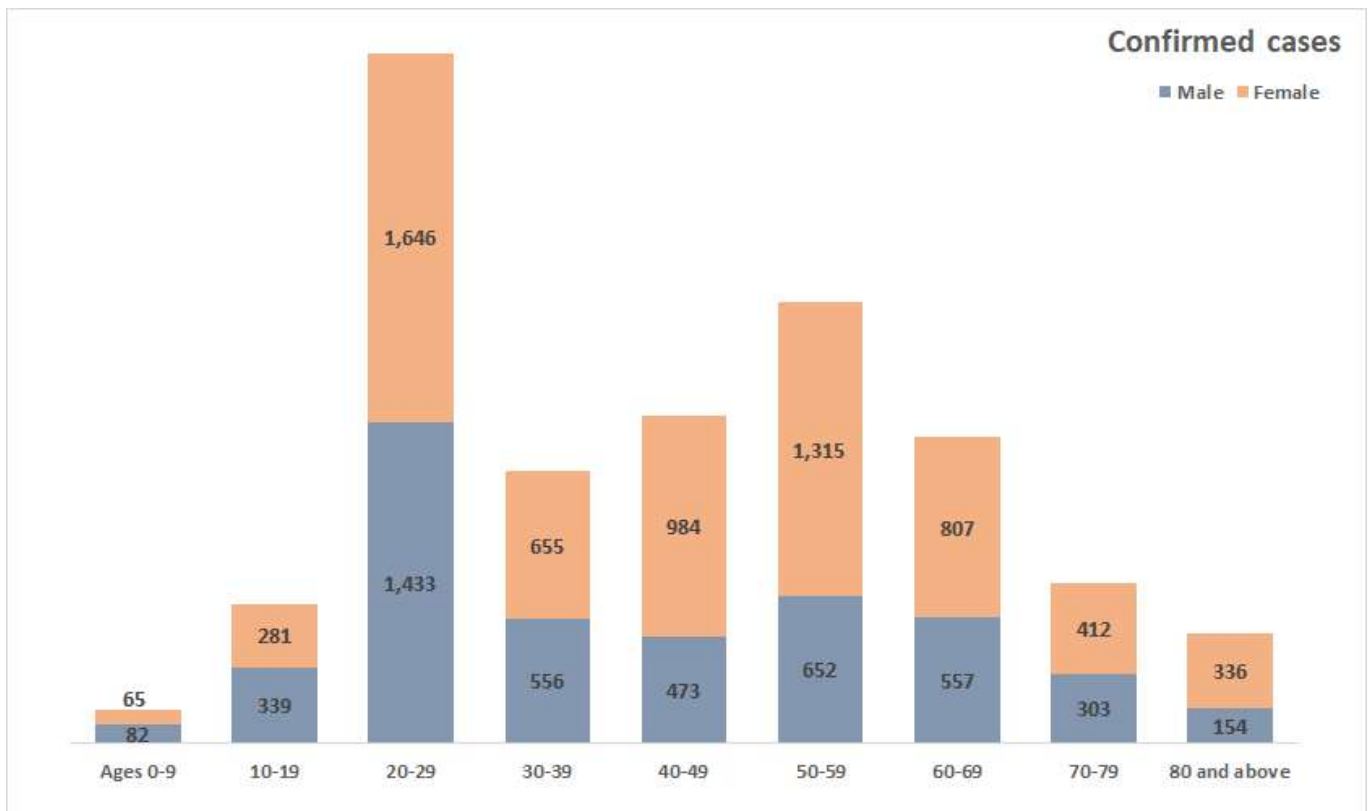
Korea Centers for Disease Control & Prevention

Updates on COVID-19 in Republic of Korea

17 May 2020

○ Case distribution by gender and age group:

		Confirmed Cases (%)	Deaths (%)	Fatality rate (%)
Total		11,050 (100)	262 (100)	2.37
Sex	Male	4,549 (41.17)	136 (51.91)	2.99
	Female	6,501 (58.83)	126 (48.09)	1.94
Age	80 and above	490 (4.43)	127 (48.47)	25.92
	70-79	715 (6.47)	77 (29.39)	10.77
	60-69	1,364 (12.34)	38 (14.50)	2.79
	50-59	1,967 (17.80)	15 (5.73)	0.76
	40-49	1,457 (13.19)	3 (1.15)	0.21
	30-39	1,211 (10.96)	2 (0.76)	0.17
	20-29	3,079 (27.86)	0 (0.00)	-
	10-19	620 (5.61)	0 (0.00)	-
	0-9	147 (1.33)	0 (0.00)	-



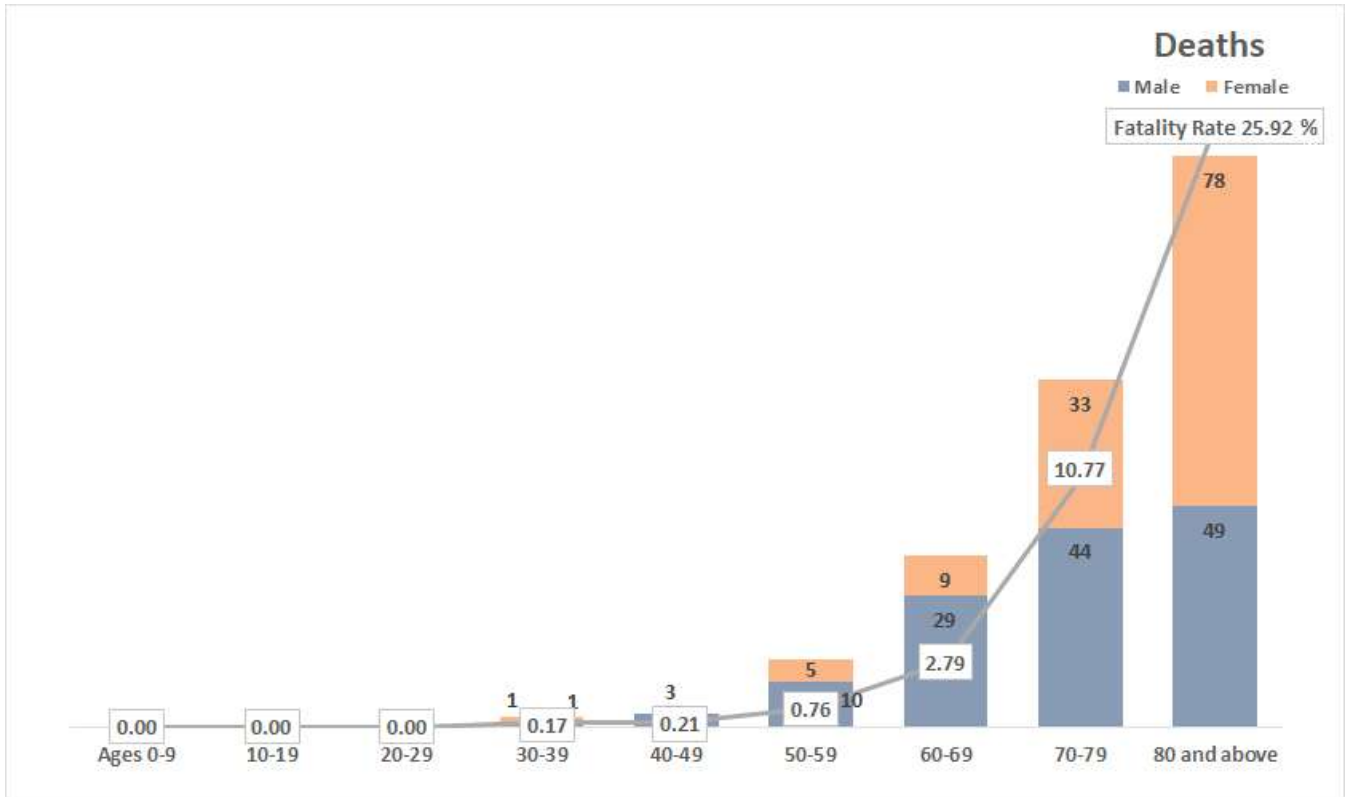


KCDC

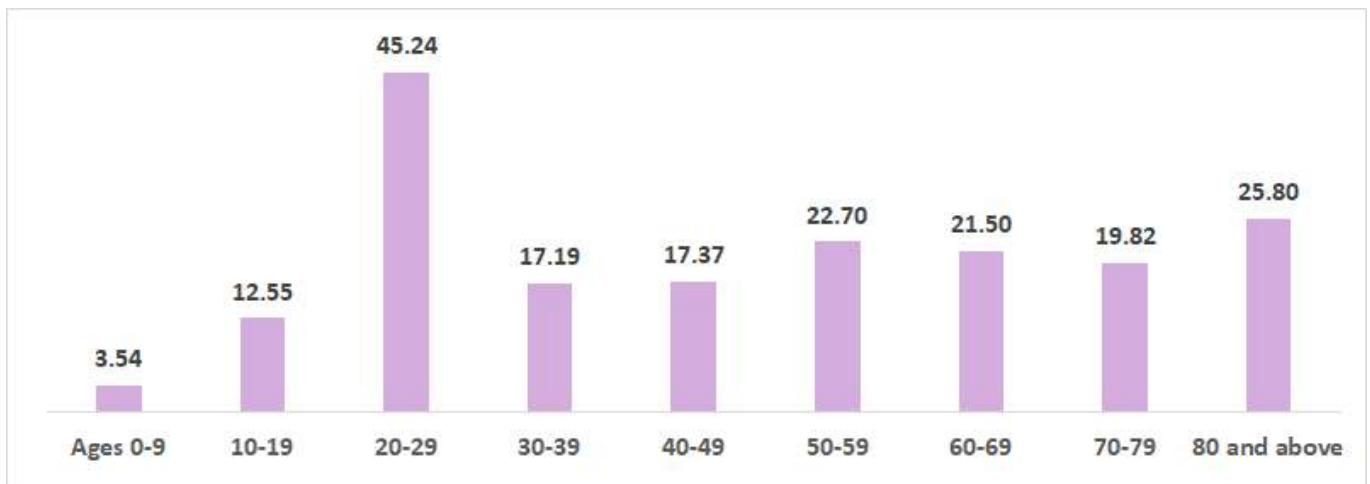
Korea Centers for Disease Control & Prevention

Updates on COVID-19 in Republic of Korea

17 May 2020



○ Incidence rate by age group (per 100,000):





KCDC

Korea Centers for Disease Control & Prevention

Updates on COVID-19 in Republic of Korea

17 May 2020

○ Imported cases:

