



KCDC

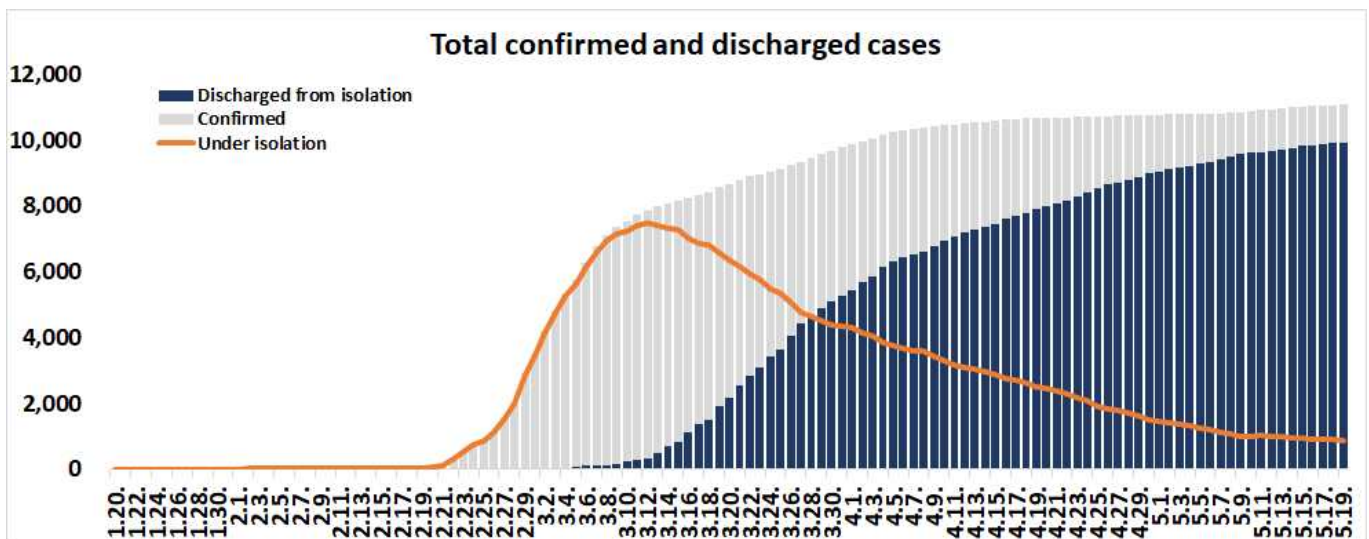
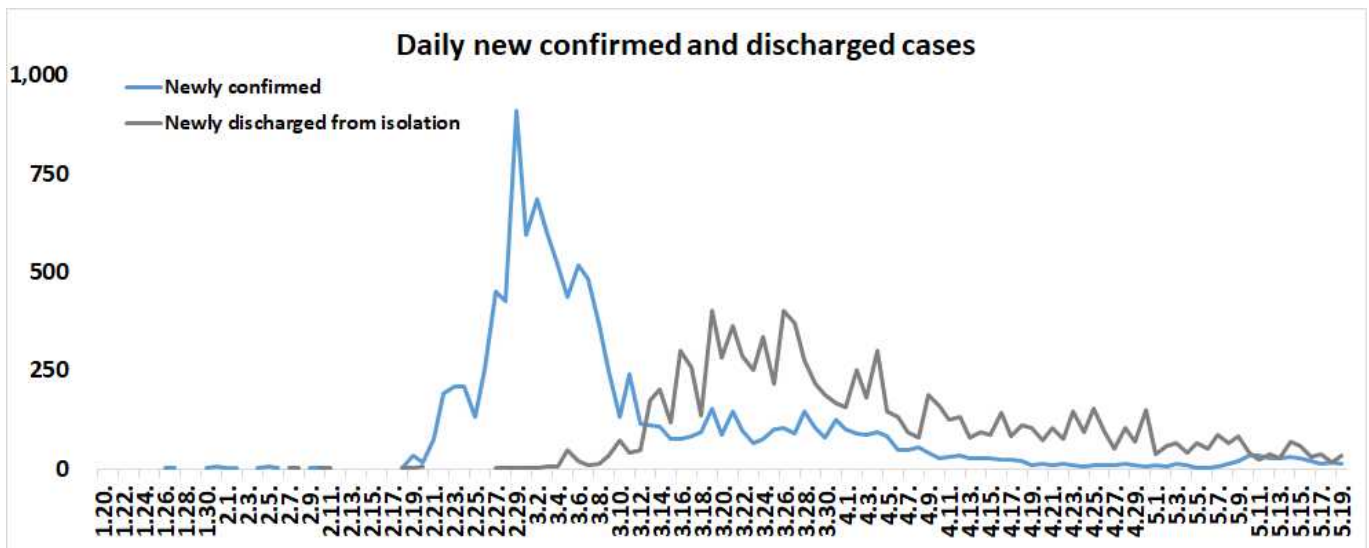
Korea Centers for Disease Control & Prevention

# Updates on COVID-19 in Republic of Korea

19 May 2020

○ As of 0:00, 19 May 2020, the total number of confirmed cases is 11,078 (including 1,181 imported cases), of which 9,938 cases have been discharged from isolation. Newly confirmed cases are 13 in total.

Period (since 3 Jan)	Total	Tested positive (PCR)				Testing in progress	Tested negative (PCR)
		Confirmed	Discharged from isolation	Under isolation	Deceased		
As of 0:00 18 May (Mon)	753,211	11,065	9,904	898	263	16,093	726,053
<b>As of 0:00 19 May (Tues)</b>	765,574	11,078	9,938	877	263	16,925	737,571
<b>Difference</b>	(+)12,363	(+)13	(+)34	(-)21	0	(+)832	(+)11,518





KCDC

Korea Centers for Disease Control & Prevention

# Updates on COVID-19 in Republic of Korea

19 May 2020

○ Regional distribution of total confirmed cases:

	Total	City							
		Seoul	Busan	Daegu	Incheon	Gwangju	Daejeon	Ulsan	Sejong
Isolated	877	151	11	300	39	0	4	7	1
Discharged	9,938	587	130	6,389	87	30	39	41	46
Deceased	263	4	3	182	0	0	1	1	0
<b>Subtotal</b>	<b>11,078</b>	<b>742</b>	<b>144</b>	<b>6,871</b>	<b>126</b>	<b>30</b>	<b>44</b>	<b>49</b>	<b>47</b>
New (Difference)	13	6	0	0	2	0	0	4	0

	Total	Province								
		Gyeonggi	Gangwon	Chungbuk	Chungnam	Jeonbuk	Jeonnam	Gyeongbuk	Gyeongnam	Jeju
Isolated	107	7	16	4	1	5	53	6	3	162
Discharged	602	46	43	140	19	13	1,261	115	11	339
Deceased	16	2	0	0	0	0	54	0	0	0
<b>Subtotal</b>	<b>725</b>	<b>55</b>	<b>59</b>	<b>144</b>	<b>20</b>	<b>18</b>	<b>1,368</b>	<b>121</b>	<b>14</b>	<b>501</b>
New (Difference)	1	0	0	0	0	0	0	0	0	0

○ Case distribution and incidence rate by region:

Region	# of cases	(%)	Incidence rate (per 0.1M)	Region	# of cases	(%)	Incidence rate (per 0.1M)
Seoul	742	(6.70)	7.62	Gyeonggi	725	(6.54)	5.47
Busan	144	(1.30)	4.22	Gangwon	55	(0.50)	3.57
Daegu	6,871	(62.02)	282.00	Chungbuk	59	(0.53)	3.69
Incheon	126	(1.14)	4.26	Chungnam	144	(1.30)	6.78
Gwangju	30	(0.27)	2.06	Jeonbuk	20	(0.18)	1.10
Daejeon	44	(0.40)	2.98	Jeonnam	18	(0.16)	0.97
Ulsan	49	(0.44)	4.27	Gyeongbuk	1,368	(12.35)	51.38
Sejong	47	(0.42)	13.73	Gyeongnam	121	(1.09)	3.60
Border Screening	501	(4.52)	-	Jeju	14	(0.13)	2.09
<b>Total</b>				<b>11,078 (100) 21.37</b>			



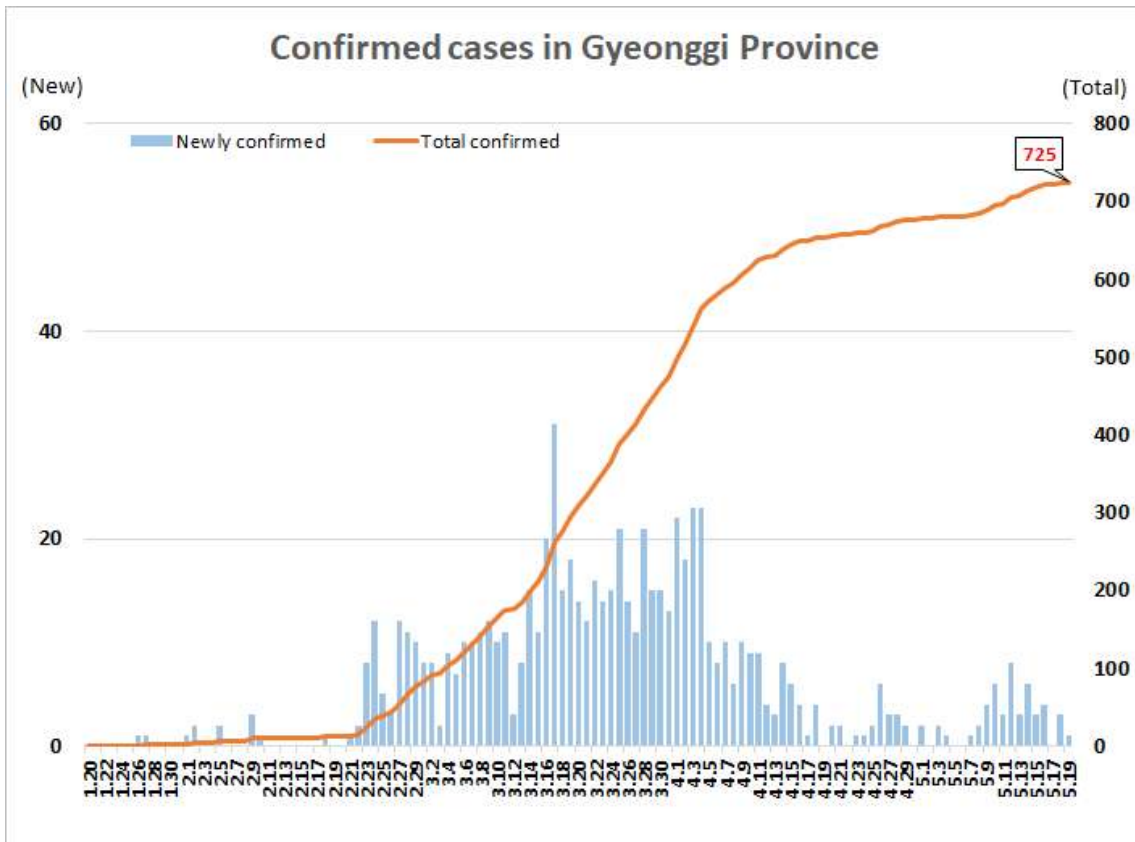
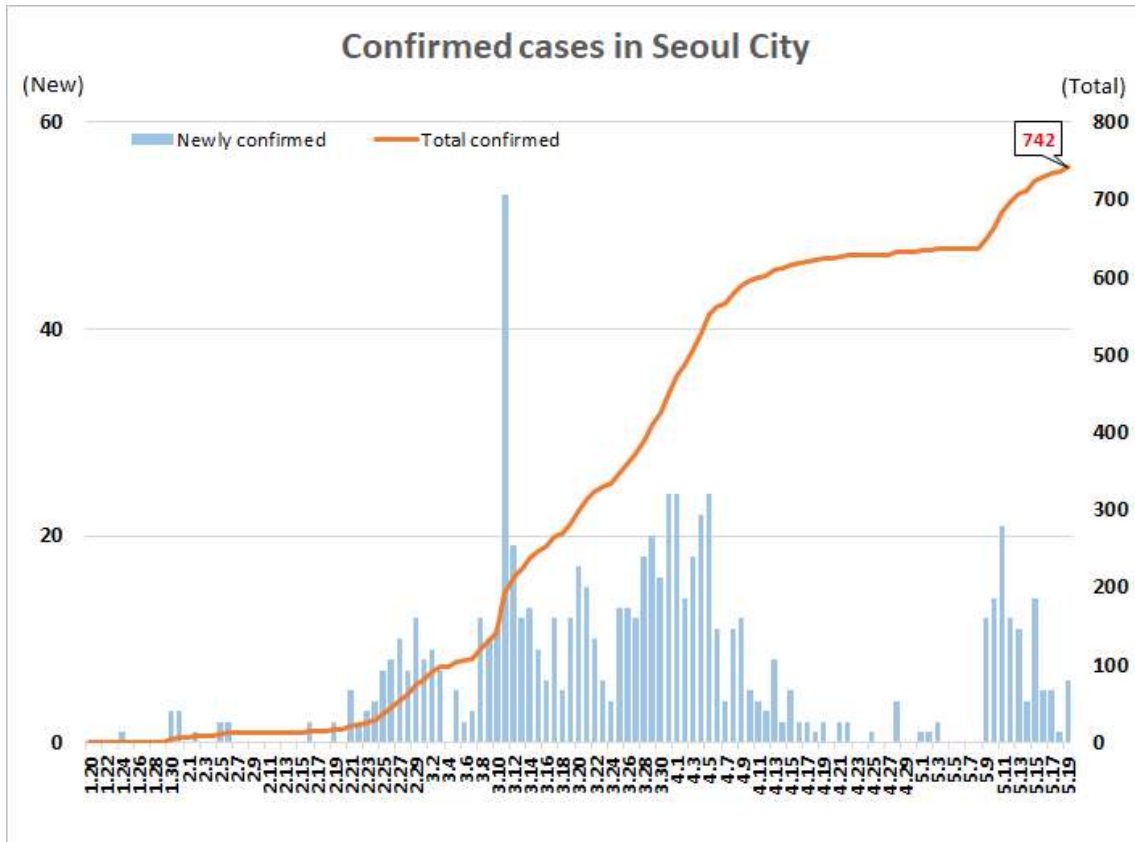
KCDC

Korea Centers for Disease Control & Prevention

# Updates on COVID-19 in Republic of Korea

19 May 2020

## ○ Daily case trends by region:



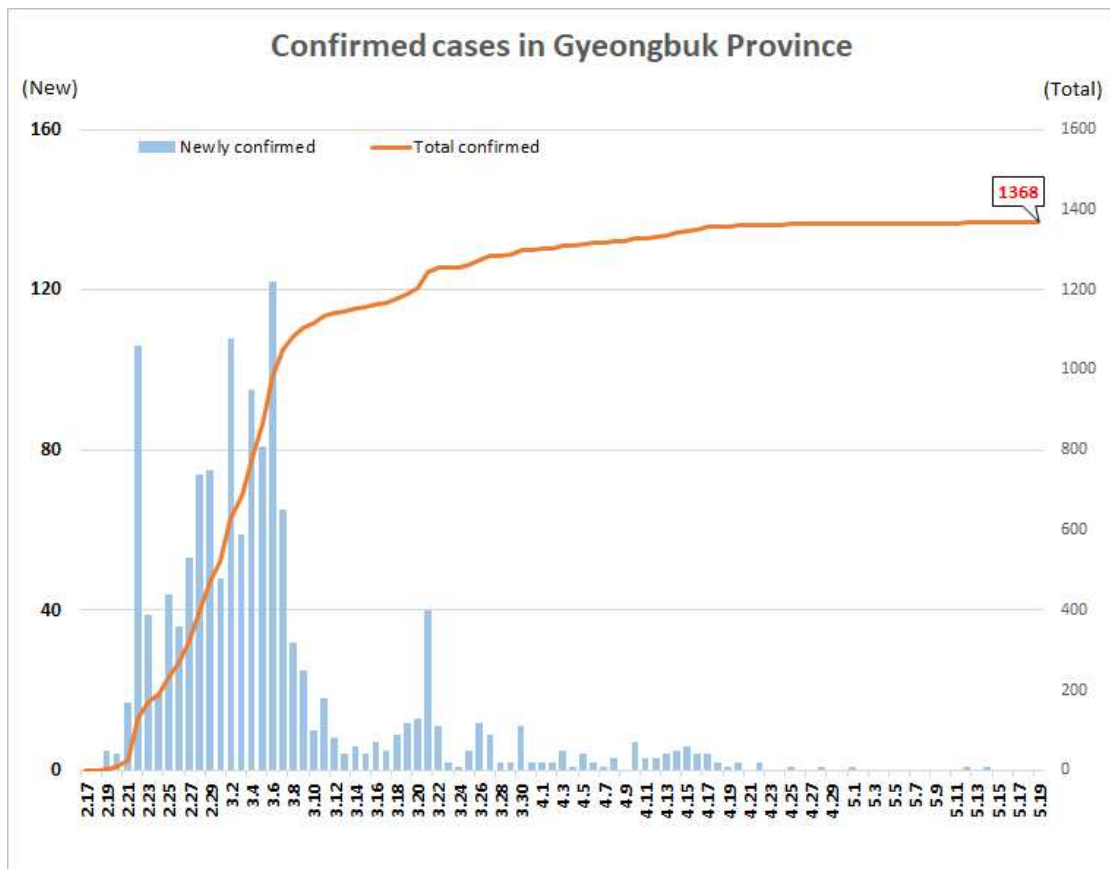
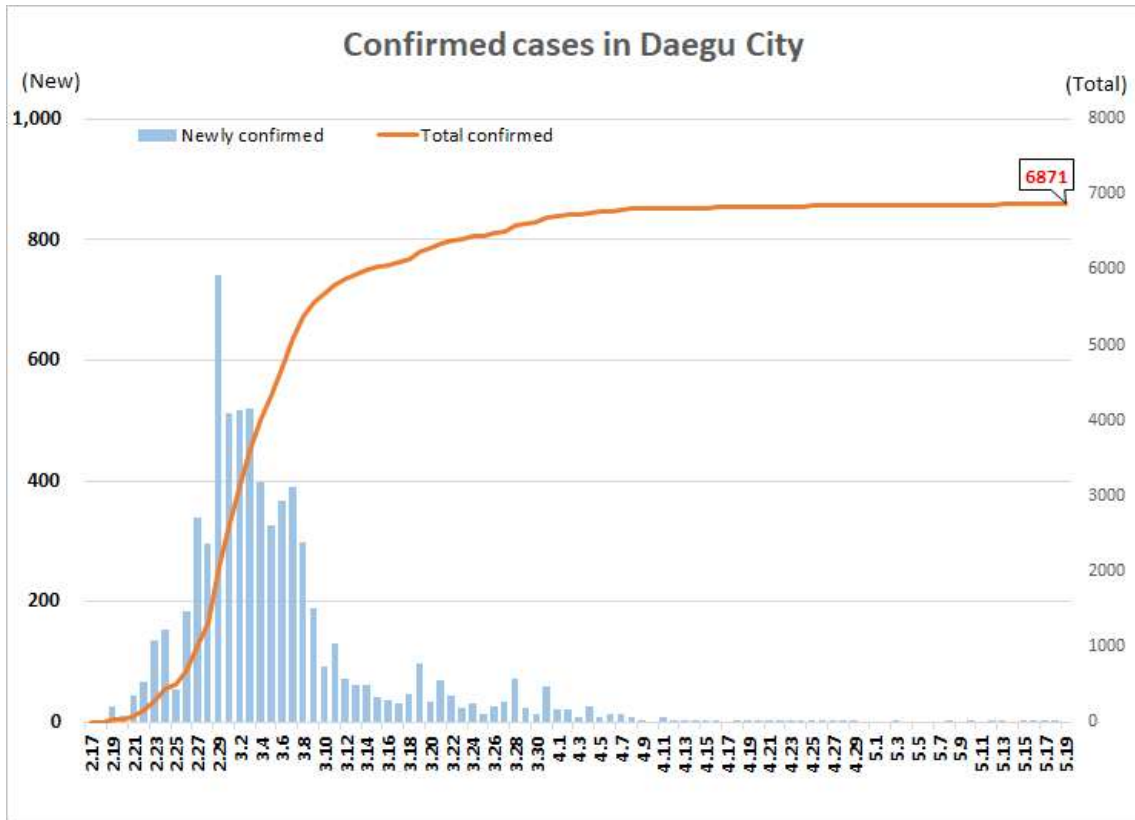


KCDC

Korea Centers for Disease Control & Prevention

# Updates on COVID-19 in Republic of Korea

19 May 2020





KCDC

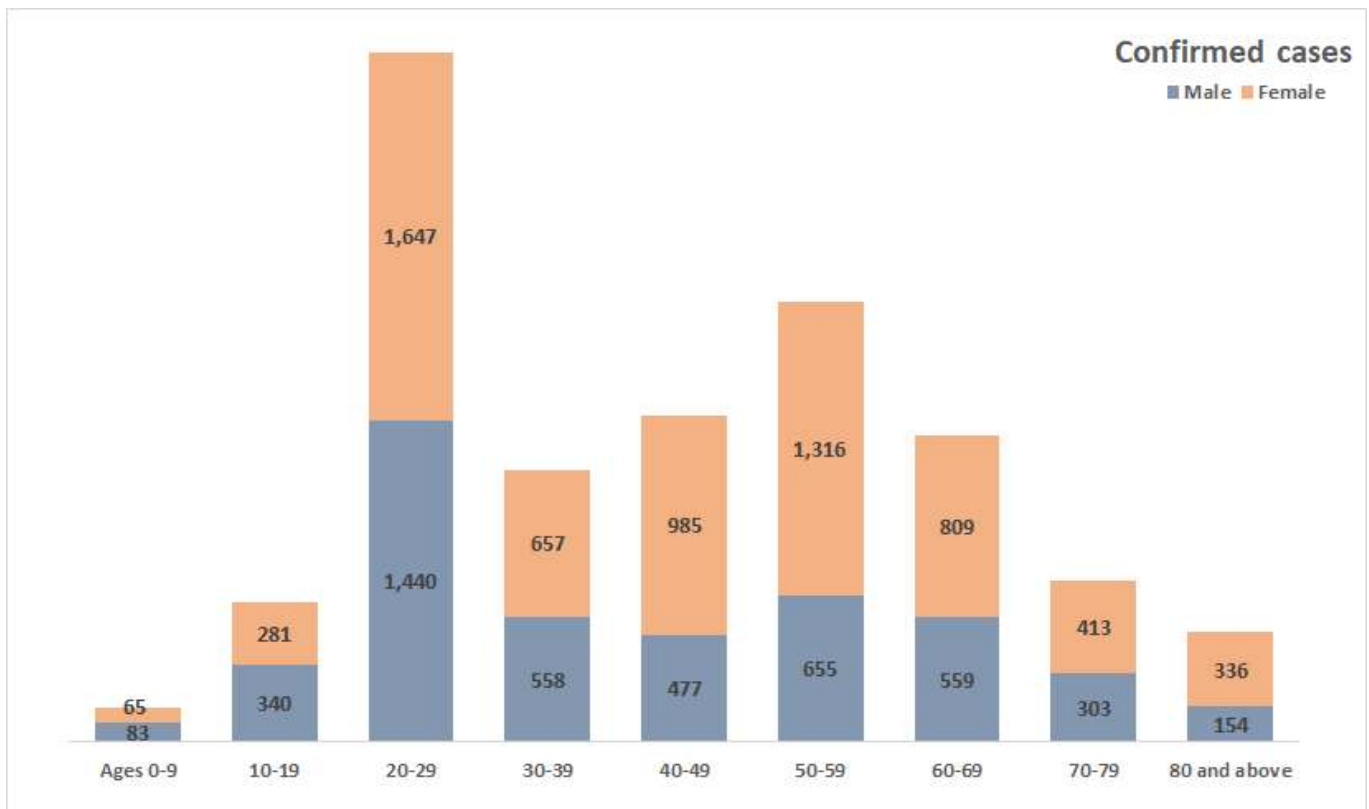
Korea Centers for Disease Control & Prevention

# Updates on COVID-19 in Republic of Korea

19 May 2020

○ Case distribution by gender and age group:

		Confirmed Cases (%)	Deaths (%)	Fatality rate (%)
Total		11,078 (100)	263 (100)	2.37
Sex	Male	4,569 (41.24)	137 (52.09)	3.00
	Female	6,509 (58.76)	126 (47.91)	1.94
Age	80 and above	490 (4.42)	127 (48.29)	25.92
	70-79	716 (6.46)	78 (29.66)	10.89
	60-69	1,368 (12.35)	38 (14.45)	2.78
	50-59	1,971 (17.79)	15 (5.70)	0.76
	40-49	1,462 (13.20)	3 (1.14)	0.21
	30-39	1,215 (10.97)	2 (0.76)	0.16
	20-29	3,087 (27.87)	0 (0.00)	-
	10-19	621 (5.61)	0 (0.00)	-
	0-9	148 (1.34)	0 (0.00)	-



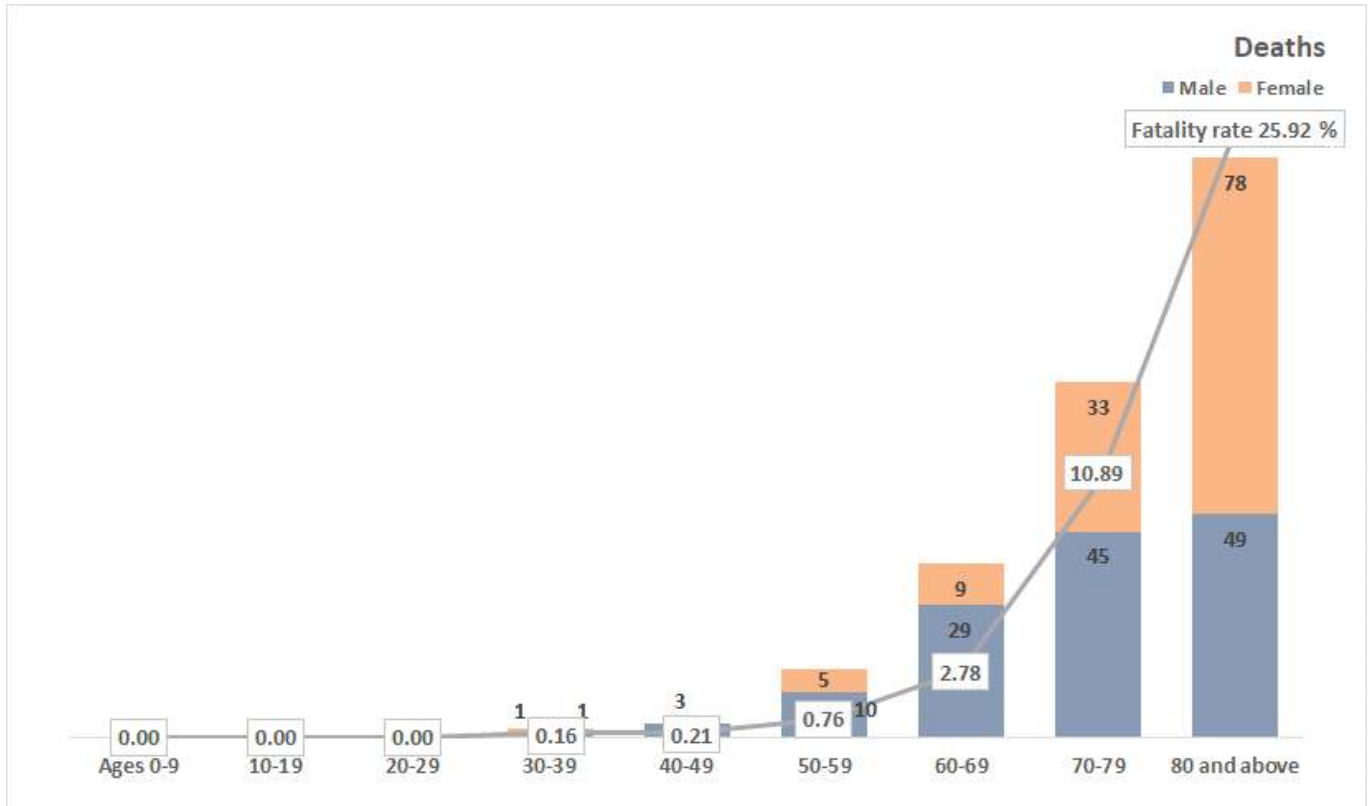


KCDC

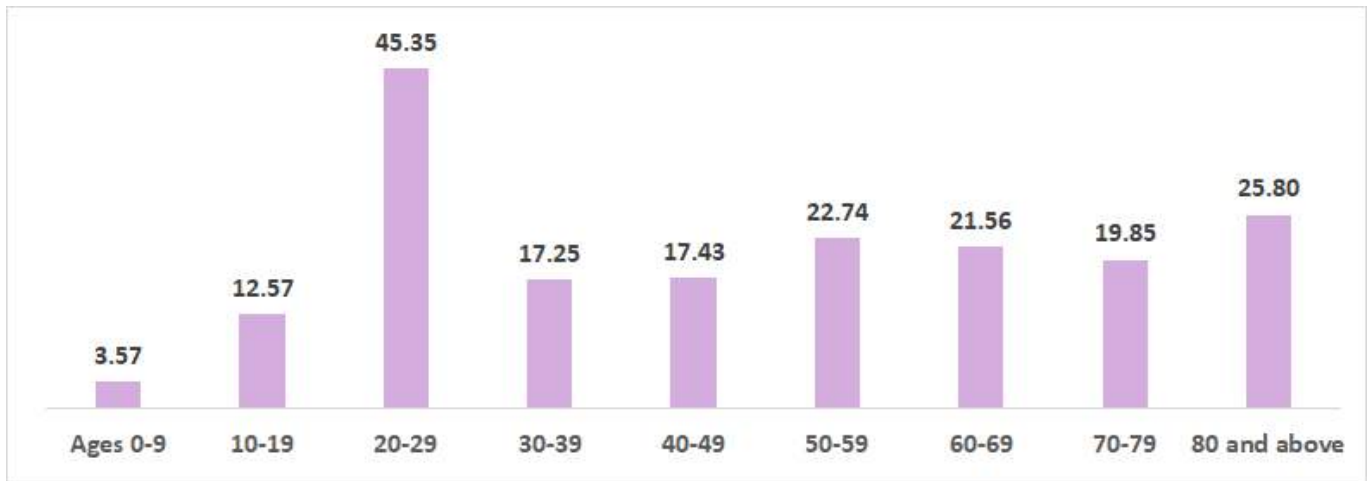
Korea Centers for Disease Control & Prevention

# Updates on COVID-19 in Republic of Korea

19 May 2020



○ Incidence rate by age group (per 100,000):





KCDC

Korea Centers for Disease Control & Prevention

# Updates on COVID-19 in Republic of Korea

19 May 2020

## ○ Imported cases:

