



KCDC

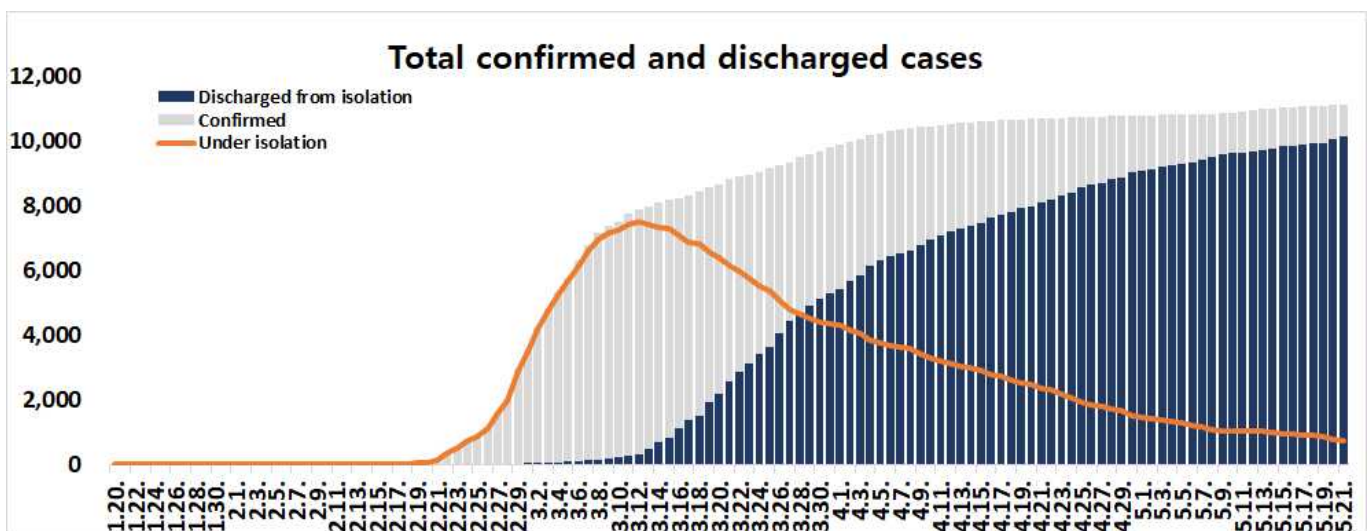
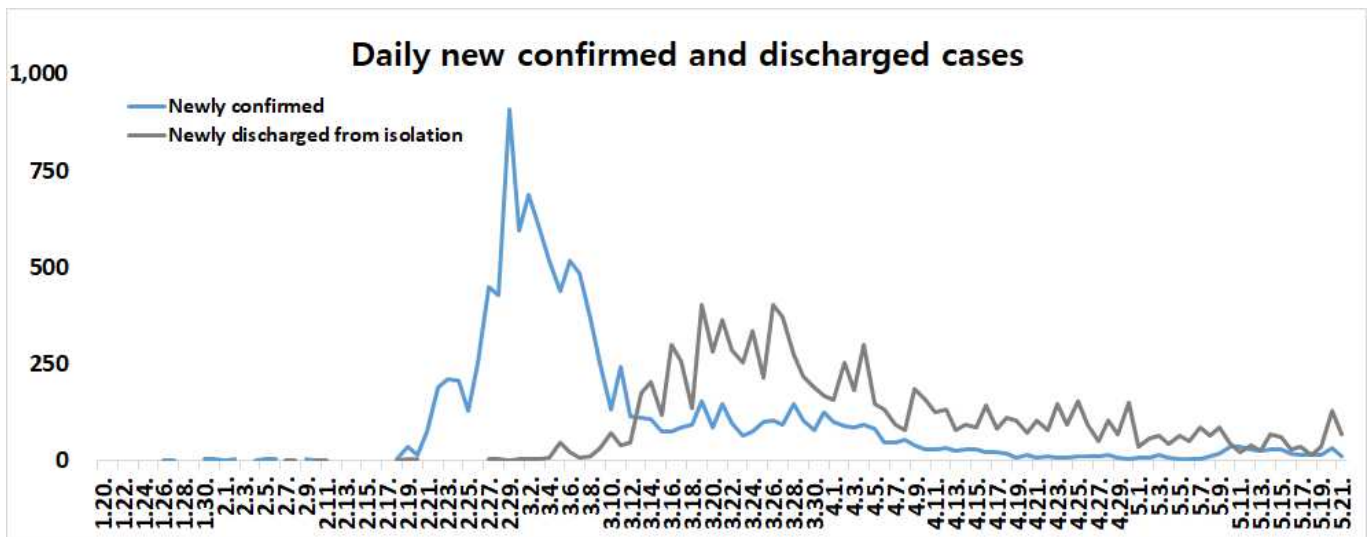
Korea Centers for Disease Control & Prevention

# Updates on COVID-19 in Republic of Korea

21 May 2020

○ As of 0:00, 21 May 2020, the total number of confirmed cases is 11,122 (including 1,191 imported cases), of which 10,135 cases have been discharged from isolation. Newly confirmed cases are 12 in total.

| Period<br>(since 3 Jan)      | Total            | Tested positive (PCR) |                           |                 |             | Testing in progress | Tested negative (PCR) |
|------------------------------|------------------|-----------------------|---------------------------|-----------------|-------------|---------------------|-----------------------|
|                              |                  | Confirmed             | Discharged from isolation | Under isolation | Deceased    |                     |                       |
| As of 0:00<br>20 May (Wed)   | 776,433          | 11,110                | 10,066                    | 781             | 263         | 16,351              | 748,972               |
| As of 0:00<br>21 May (Thurs) | 788,684          | 11,122                | 10,135                    | 723             | 264         | 18,089              | 759,473               |
| <b>Difference</b>            | <b>(+)12,251</b> | <b>(+)12</b>          | <b>(+)69</b>              | <b>(-)58</b>    | <b>(+)1</b> | <b>(+)1,738</b>     | <b>(+)10,501</b>      |





KCDC

Korea Centers for Disease Control & Prevention

# Updates on COVID-19 in Republic of Korea

21 May 2020

○ Regional distribution of total confirmed cases:

|                  | Total         | City       |            |              |            |           |           |           |           |
|------------------|---------------|------------|------------|--------------|------------|-----------|-----------|-----------|-----------|
|                  |               | Seoul      | Busan      | Daegu        | Incheon    | Gwangju   | Daejeon   | Ulsan     | Sejong    |
| Isolated         | 723           | 156        | 10         | 192          | 51         | 0         | 4         | 6         | 0         |
| Discharged       | 10,135        | 596        | 131        | 6,498        | 89         | 30        | 39        | 42        | 47        |
| Deceased         | 264           | 4          | 3          | 182          | 0          | 0         | 1         | 1         | 0         |
| <b>Subtotal</b>  | <b>11,122</b> | <b>756</b> | <b>144</b> | <b>6,872</b> | <b>140</b> | <b>30</b> | <b>44</b> | <b>49</b> | <b>47</b> |
| New (Difference) | 12            | 4          | 0          | 0            | 6          | 0         | 0         | 0         | 0         |

|                  | Province   | Province  |           |            |           |           |              |            |           | Other      |
|------------------|------------|-----------|-----------|------------|-----------|-----------|--------------|------------|-----------|------------|
|                  |            | Gyeonggi  | Gangwon   | Chungbuk   | Chungnam  | Jeonbuk   | Jeonnam      | Gyeongbuk  | Gyeongnam | Jeju       |
| Isolated         | 87         | 6         | 15        | 4          | 2         | 2         | 42           | 4          | 1         | 141        |
| Discharged       | 631        | 47        | 44        | 141        | 19        | 16        | 1,272        | 117        | 13        | 363        |
| Deceased         | 17         | 2         | 0         | 0          | 0         | 0         | 54           | 0          | 0         | 0          |
| <b>Subtotal</b>  | <b>735</b> | <b>55</b> | <b>59</b> | <b>145</b> | <b>21</b> | <b>18</b> | <b>1,368</b> | <b>121</b> | <b>14</b> | <b>504</b> |
| New (Difference) | 0          | 0         | 0         | 1          | 0         | 0         | 0            | 0          | 0         | 1          |

○ Case distribution and incidence rate by region:

| Region           | # of cases | (%)     | Incidence rate (per 0.1M) | Region                    | # of cases | (%)     | Incidence rate (per 0.1M) |
|------------------|------------|---------|---------------------------|---------------------------|------------|---------|---------------------------|
| Seoul            | 756        | (6.80)  | 7.77                      | Gyeonggi                  | 735        | (6.61)  | 5.55                      |
| Busan            | 144        | (1.29)  | 4.22                      | Gangwon                   | 55         | (0.49)  | 3.57                      |
| Daegu            | 6,872      | (61.79) | 282.05                    | Chungbuk                  | 59         | (0.53)  | 3.69                      |
| Incheon          | 140        | (1.26)  | 4.74                      | Chungnam                  | 145        | (1.30)  | 6.83                      |
| Gwangju          | 30         | (0.27)  | 2.06                      | Jeonbuk                   | 21         | (0.19)  | 1.16                      |
| Daejeon          | 44         | (0.40)  | 2.98                      | Jeonnam                   | 18         | (0.16)  | 0.97                      |
| Ulsan            | 49         | (0.44)  | 4.27                      | Gyeongbuk                 | 1,368      | (12.30) | 51.38                     |
| Sejong           | 47         | (0.42)  | 13.73                     | Gyeongnam                 | 121        | (1.09)  | 3.60                      |
| Border Screening | 504        | (4.53)  | -                         | Jeju                      | 14         | (0.13)  | 2.09                      |
| <b>Total</b>     |            |         |                           | <b>11,122 (100) 21.45</b> |            |         |                           |



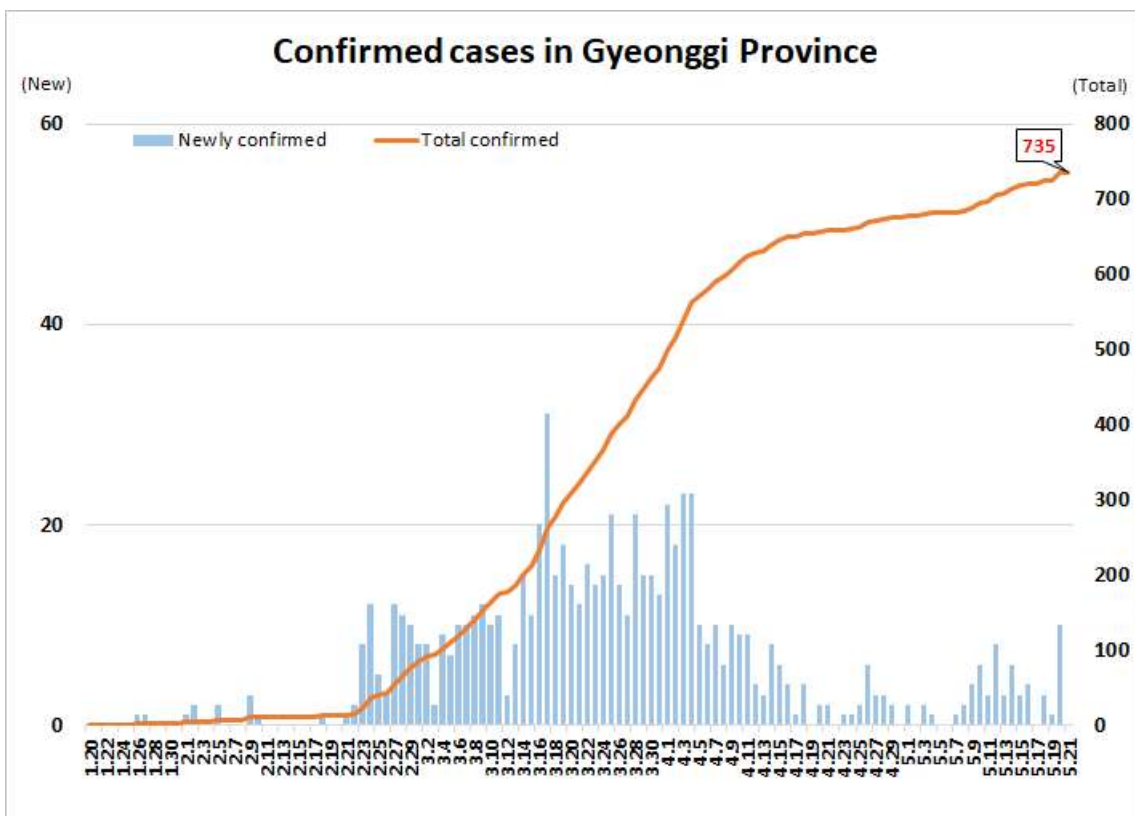
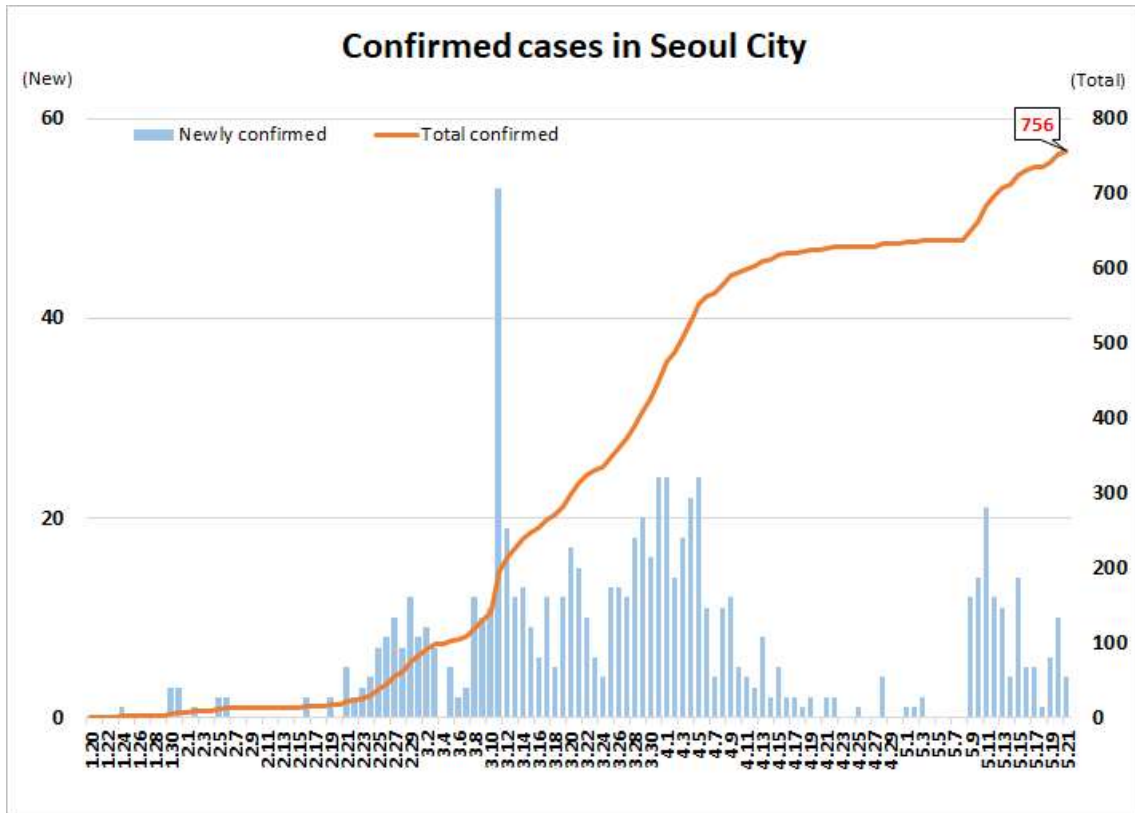
KCDC

Korea Centers for Disease Control & Prevention

# Updates on COVID-19 in Republic of Korea

21 May 2020

## ○ Daily case trends by region:



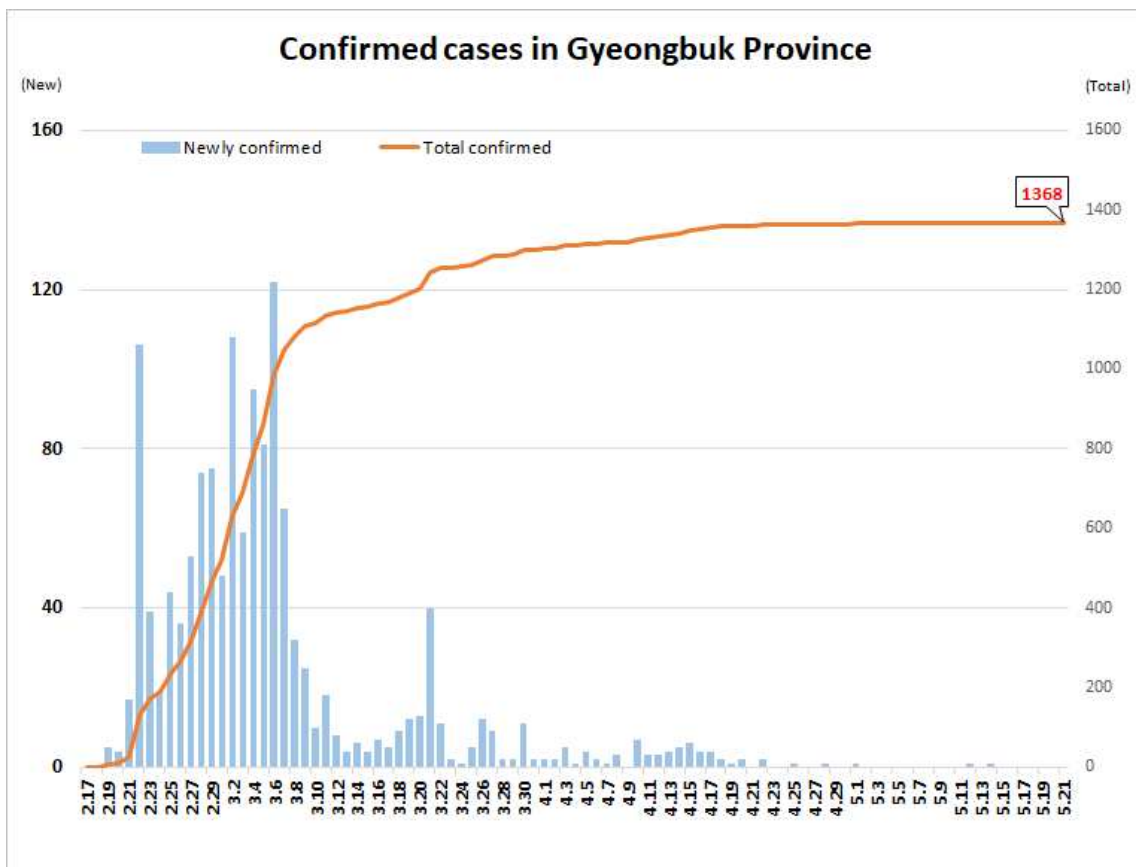
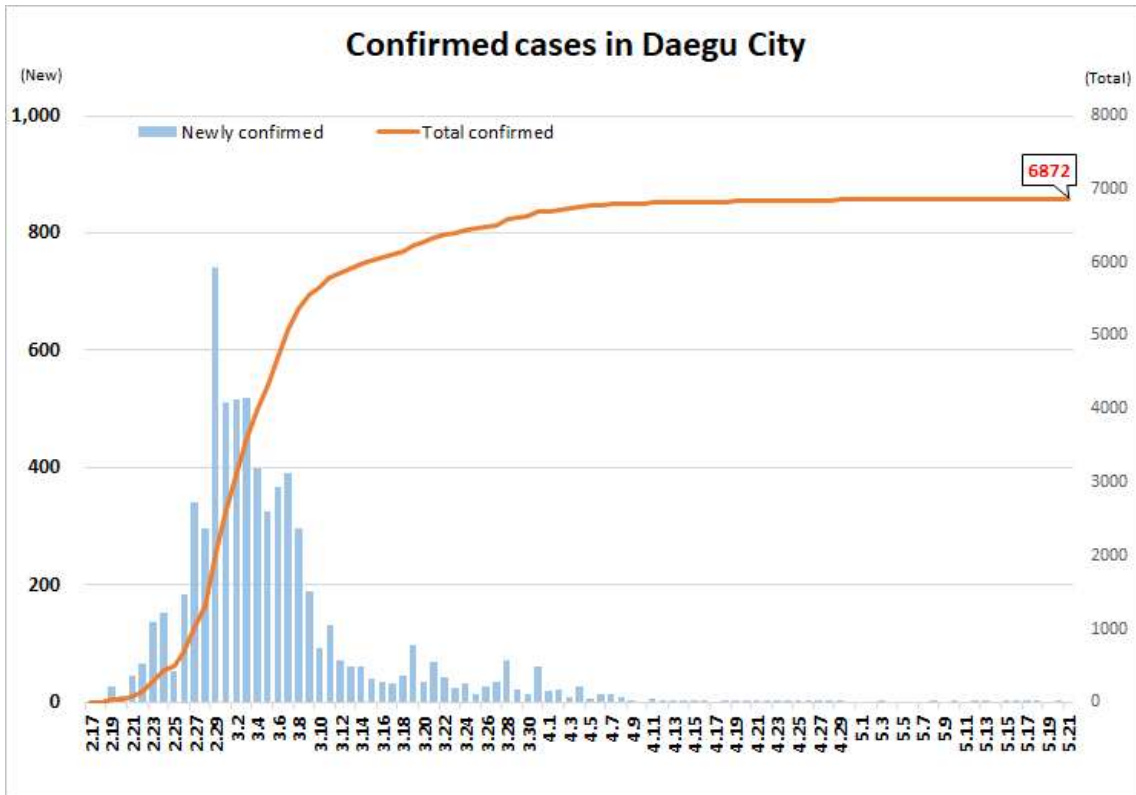


KCDC

Korea Centers for Disease Control & Prevention

# Updates on COVID-19 in Republic of Korea

21 May 2020





KCDC

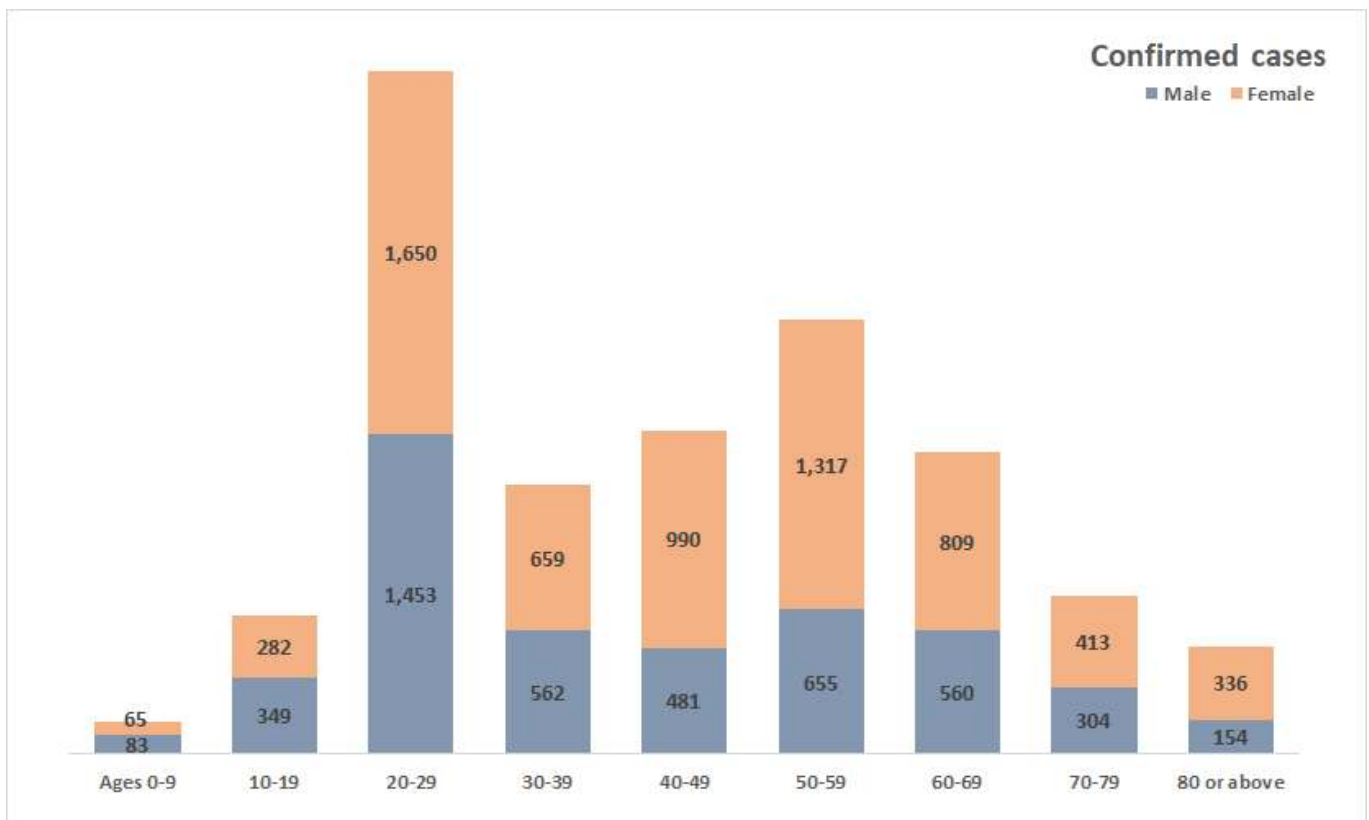
Korea Centers for Disease Control & Prevention

# Updates on COVID-19 in Republic of Korea

21 May 2020

## ○ Case distribution by gender and age group:

|       |              | Confirmed Cases (%) | Deaths (%)  | Fatality rate (%) |
|-------|--------------|---------------------|-------------|-------------------|
| Total |              | 11,122 (100)        | 264 (100)   | 2.37              |
| Sex   | Male         | 4,601 (41.37)       | 138 (52.27) | 3.00              |
|       | Female       | 6,521 (58.63)       | 126 (47.73) | 1.93              |
| Age   | 80 and above | 490 (4.41)          | 128 (48.48) | 26.12             |
|       | 70-79        | 717 (6.45)          | 78 (29.55)  | 10.88             |
|       | 60-69        | 1,369 (12.31)       | 38 (14.39)  | 2.78              |
|       | 50-59        | 1,972 (17.73)       | 15 (5.68)   | 0.76              |
|       | 40-49        | 1,471 (13.23)       | 3 (1.14)    | 0.20              |
|       | 30-39        | 1,221 (10.98)       | 2 (0.76)    | 0.16              |
|       | 20-29        | 3,103 (27.90)       | 0 (0.00)    | -                 |
|       | 10-19        | 631 (5.67)          | 0 (0.00)    | -                 |
|       | 0-9          | 148 (1.33)          | 0 (0.00)    | -                 |



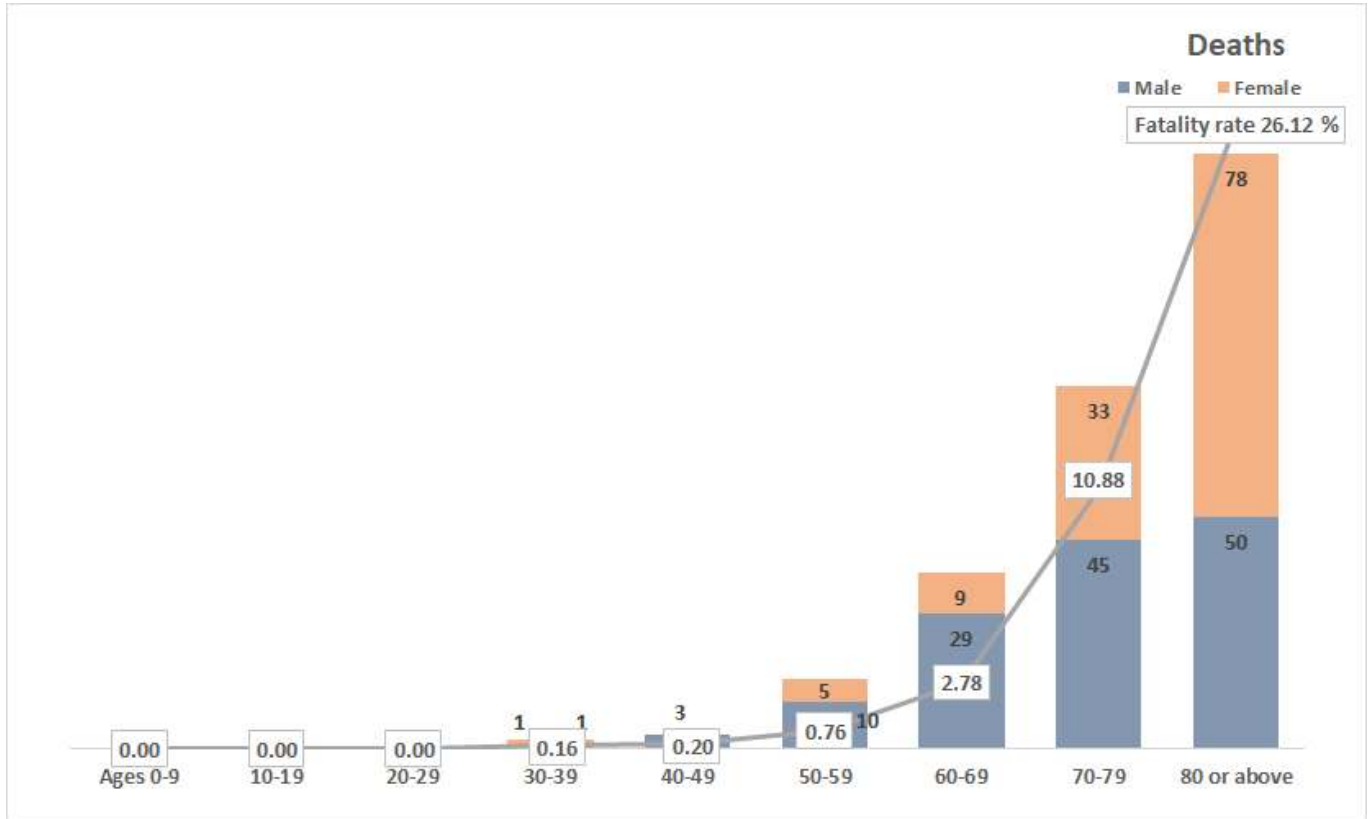


KCDC

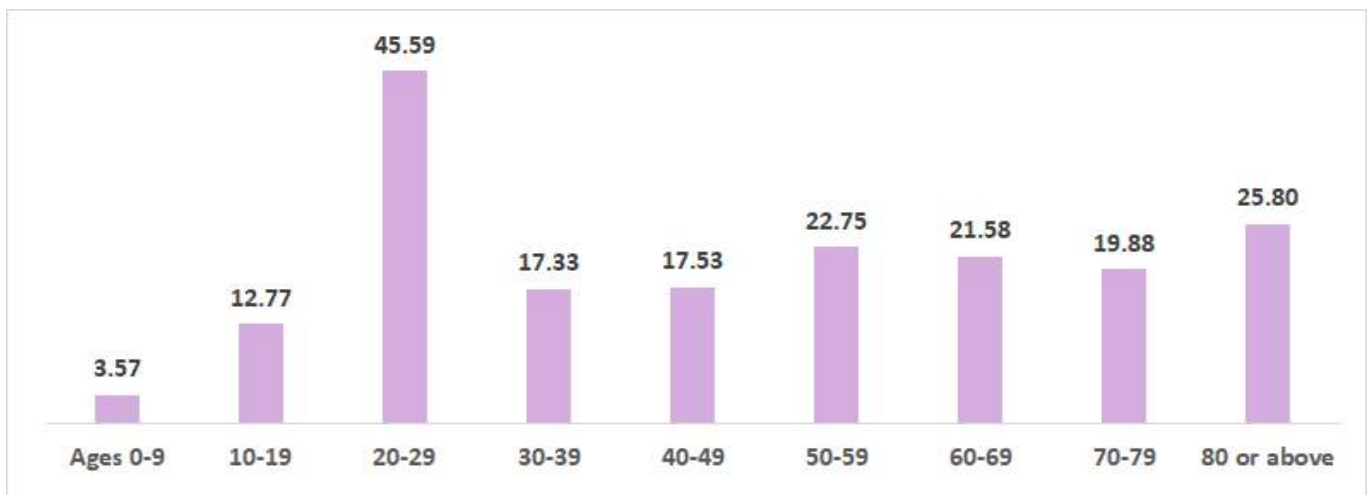
Korea Centers for Disease Control & Prevention

# Updates on COVID-19 in Republic of Korea

21 May 2020



## ○ Incidence rate by age group (per 100,000):





KCDC

Korea Centers for Disease Control & Prevention

# Updates on COVID-19 in Republic of Korea

21 May 2020

## ○ Imported cases:

