



KCDC

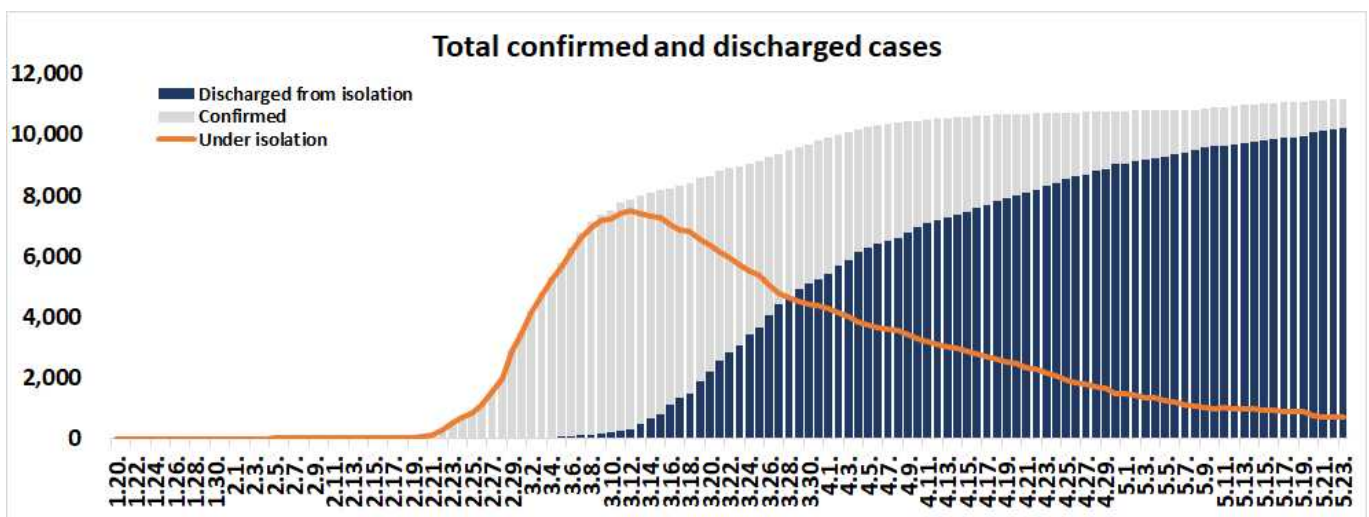
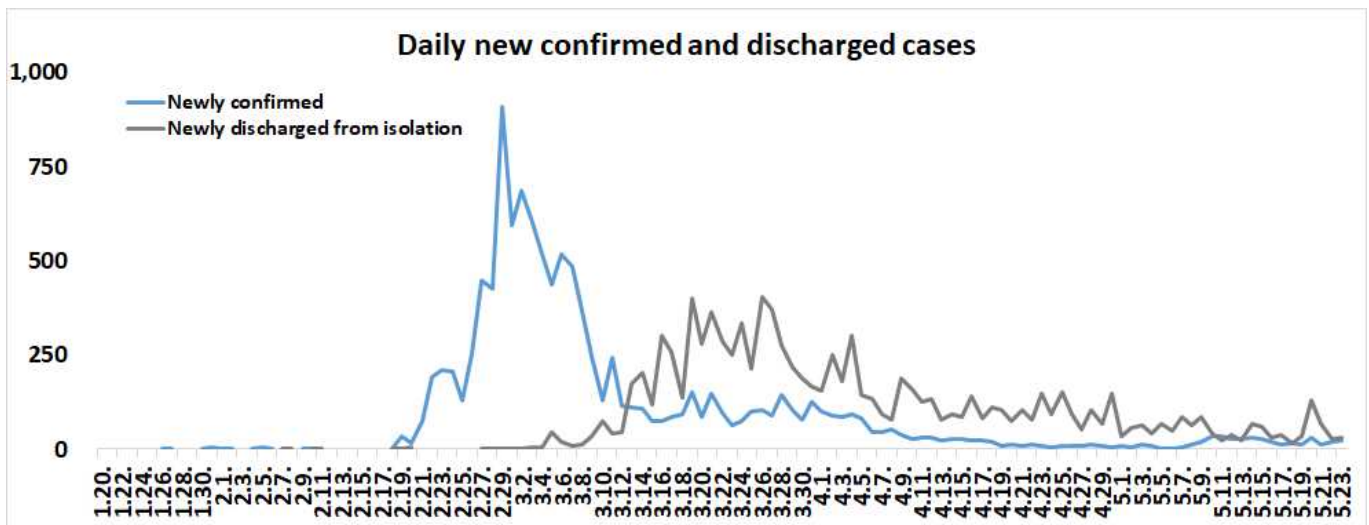
Korea Centers for Disease Control & Prevention

Updates on COVID-19 in Republic of Korea

23 May 2020

○ As of 0:00, 23 May 2020, the total number of confirmed cases is 11,165 (including 1,204 imported cases), of which 10,194 cases have been discharged from isolation. Newly confirmed cases are 23 in total.

Period (since 3 Jan)	Total	Tested positive (PCR)				Testing in progress	Tested negative (PCR)
		Confirmed	Discharged from isolation	Under isolation	Deceased		
As of 0:00 22 May (Fri)	802,418	11,142	10,162	716	264	20,286	770,990
As of 0:00 23 May (Sat)	814,420	11,165	10,194	705	266	21,569	781,686
Difference	(+)12,002	(+)23	(+)32	(-)11	2	(+)1,283	(+)10,696





KCDC

Korea Centers for Disease Control & Prevention

Updates on COVID-19 in Republic of Korea

23 May 2020

○ Regional distribution of total confirmed cases:

	Total	City							
		Seoul	Busan	Daegu	Incheon	Gwangju	Daejeon	Ulsan	Sejong
Isolated	705	154	10	174	50	0	4	7	0
Discharged	10,194	604	131	6,516	91	30	40	42	47
Deceased	266	4	3	183	0	0	1	1	0
Subtotal	11,165	762	144	6,873	141	30	45	50	47
New (Difference)	23	4	0	1	0	0	1	0	0

	Gyeonggi	Province							Other	
		Gangwon	Chungbuk	Chungnam	Jeonbuk	Jeonnam	Gyeongbuk	Gyeongnam	Jeju	Border screening
Isolated	100	6	14	4	2	2	38	6	1	133
Discharged	636	47	45	141	19	16	1,278	117	13	381
Deceased	18	2	0	0	0	0	54	0	0	0
Subtotal	754	55	59	145	21	18	1,370	123	14	514
New (Difference)	13	0	0	0	0	0	0	1	0	3

○ Case distribution and incidence rate by region:

Region	# of cases	(%)	Incidence rate (per 0.1M)	Region	# of cases	(%)	Incidence rate (per 0.1M)
Seoul	762	(6.82)	7.83	Gyeonggi	754	(6.75)	5.69
Busan	144	(1.29)	4.22	Gangwon	55	(0.49)	3.57
Daegu	6,873	(61.56)	282.09	Chungbuk	59	(0.53)	3.69
Incheon	141	(1.26)	4.77	Chungnam	145	(1.30)	6.83
Gwangju	30	(0.27)	2.06	Jeonbuk	21	(0.19)	1.16
Daejeon	45	(0.40)	3.05	Jeonnam	18	(0.16)	0.97
Ulsan	50	(0.45)	4.36	Gyeongbuk	1,370	(12.27)	51.46
Sejong	47	(0.42)	13.73	Gyeongnam	123	(1.10)	3.66
Border Screening	514	(4.60)	-	Jeju	14	(0.13)	2.09
Total				11,165 (100) 21.53			



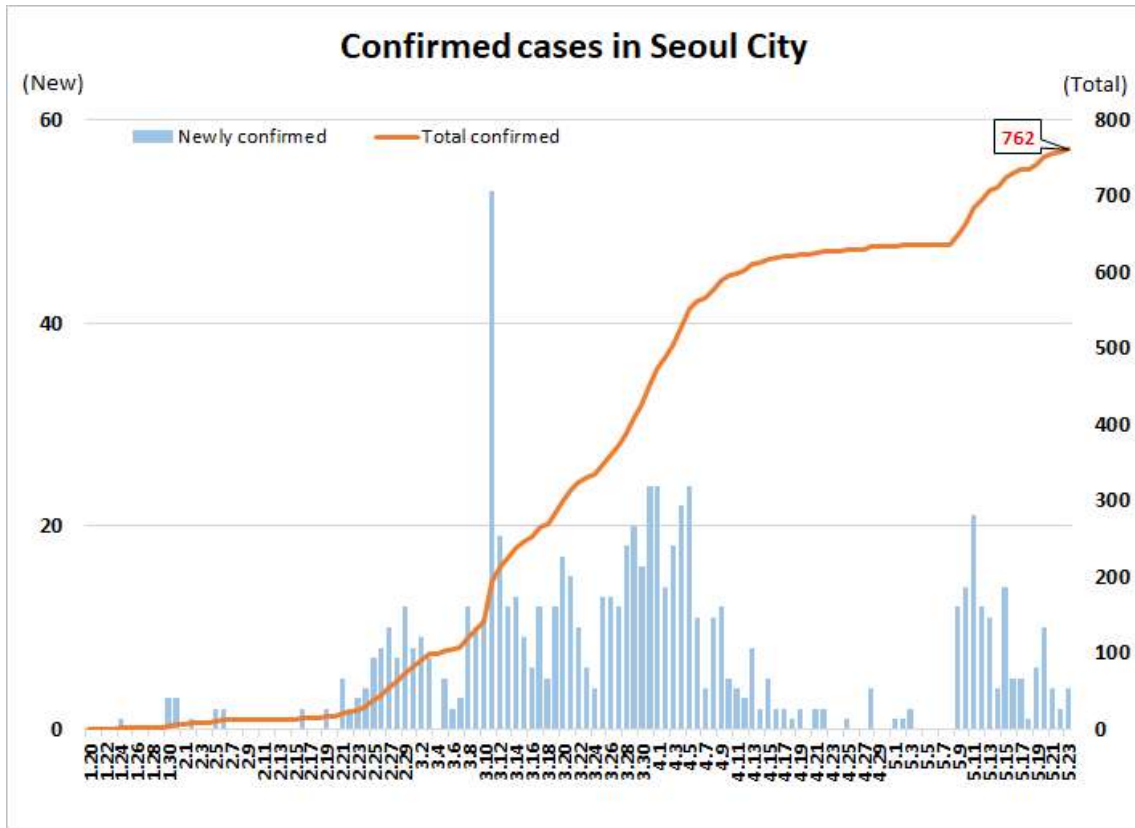
KCDC

Korea Centers for Disease Control & Prevention

Updates on COVID-19 in Republic of Korea

23 May 2020

○ Daily case trends by region:



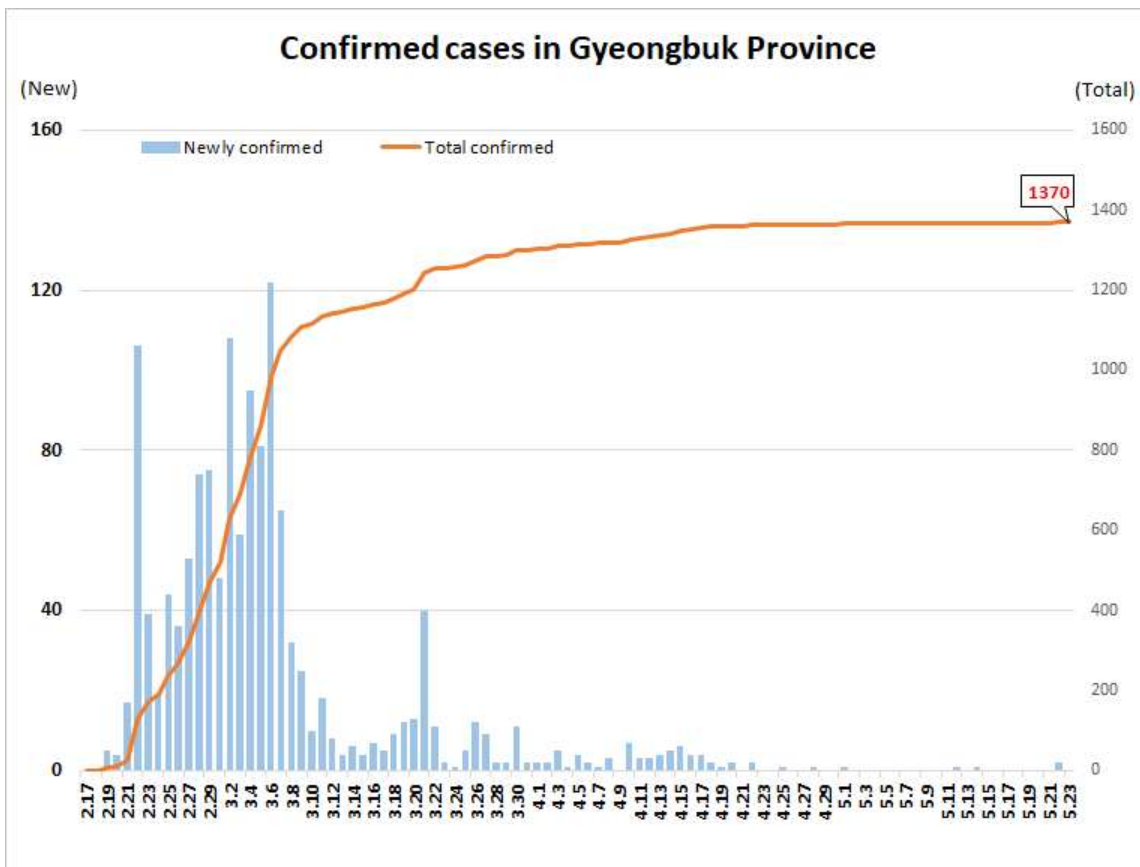
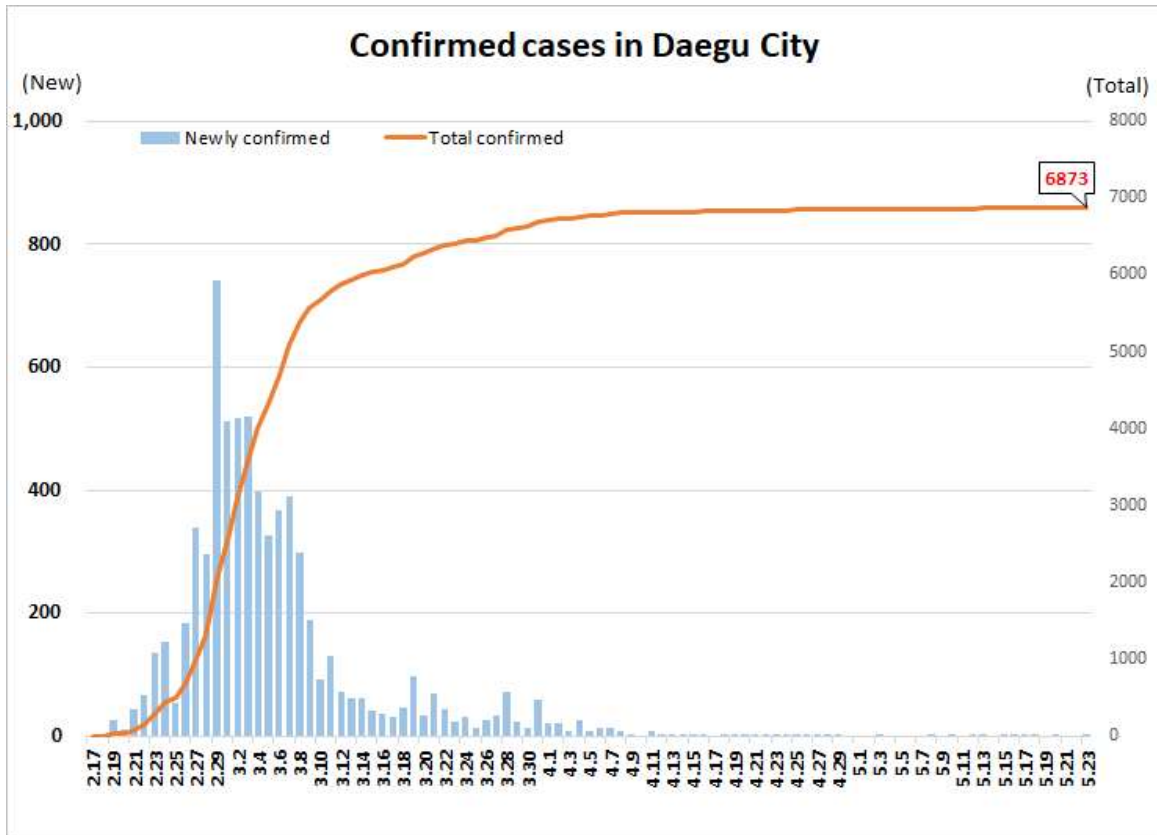


KCDC

Korea Centers for Disease Control & Prevention

Updates on COVID-19 in Republic of Korea

23 May 2020





KCDC

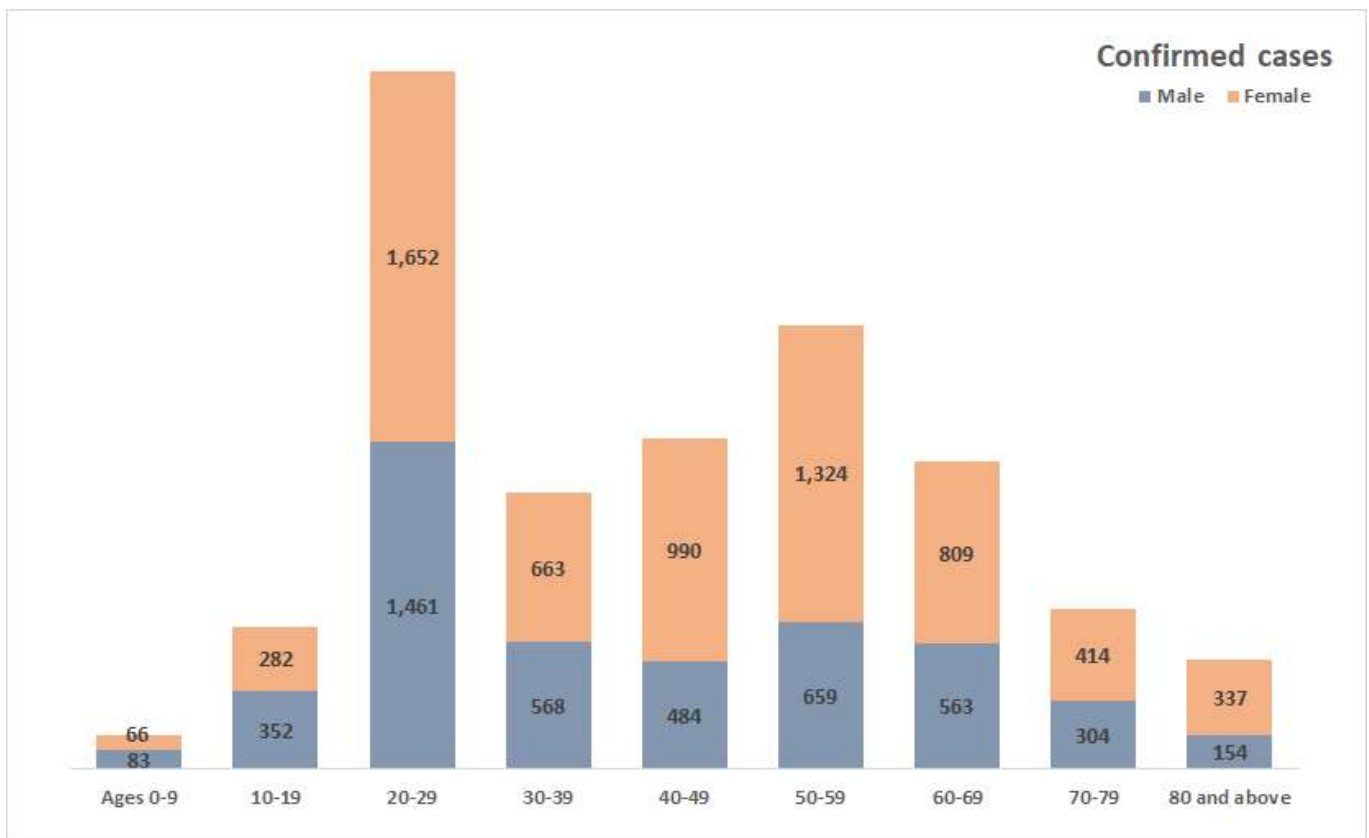
Korea Centers for Disease Control & Prevention

Updates on COVID-19 in Republic of Korea

23 May 2020

○ Case distribution by gender and age group:

		Confirmed Cases (%)	Deaths (%)	Fatality rate (%)
Total		11,165 (100)	266 (100)	2.38
Sex	Male	4,628 (41.45)	140 (52.63)	3.03
	Female	6,537 (58.55)	126 (47.37)	1.93
Age	80 and above	491 (4.40)	129 (48.50)	26.27
	70-79	718 (6.43)	78 (29.32)	10.86
	60-69	1,372 (12.29)	39 (14.66)	2.84
	50-59	1,983 (17.76)	15 (5.64)	0.76
	40-49	1,474 (13.20)	3 (1.13)	0.20
	30-39	1,231 (11.03)	2 (0.75)	0.16
	20-29	3,113 (27.88)	0 (0.00)	-
	10-19	634 (5.68)	0 (0.00)	-
	0-9	149 (1.33)	0 (0.00)	-



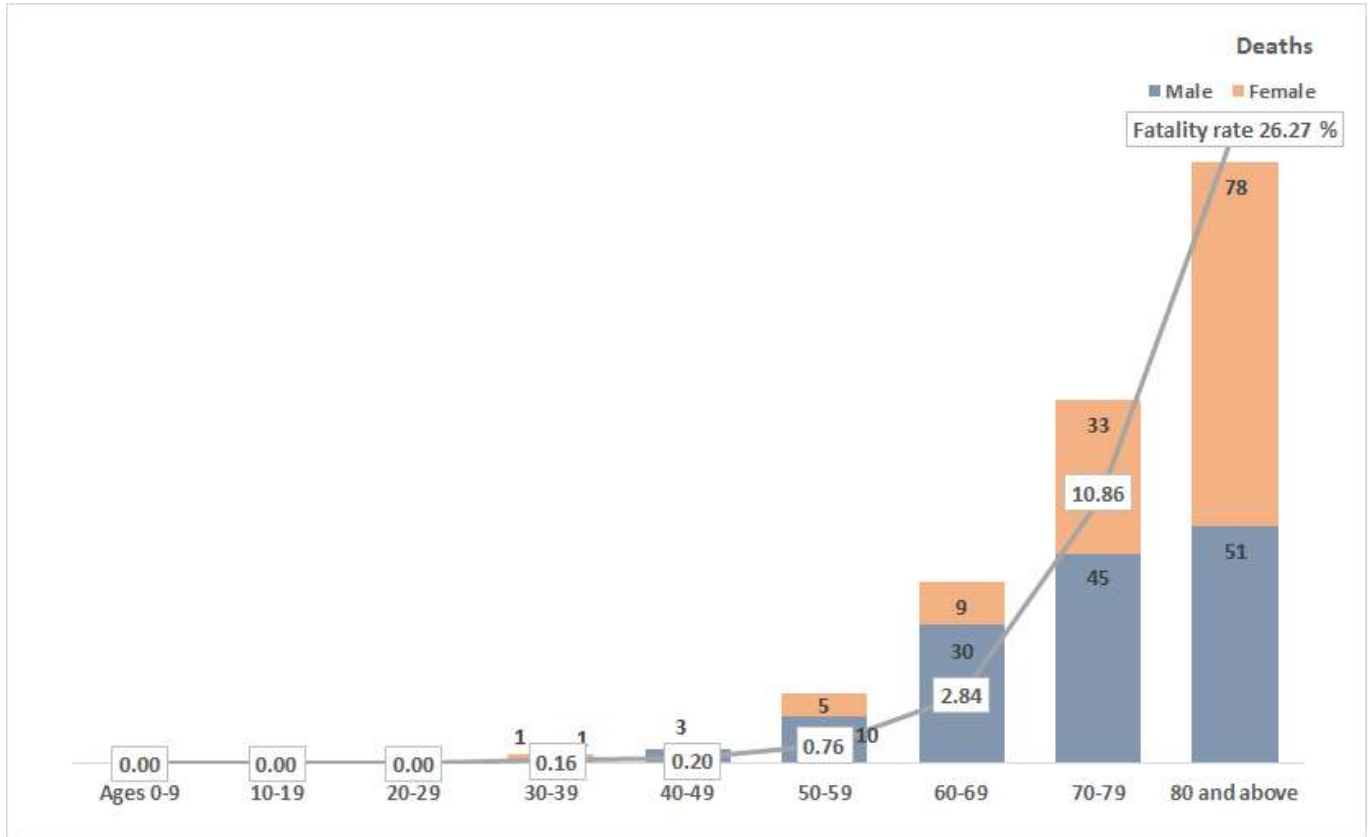


KCDC

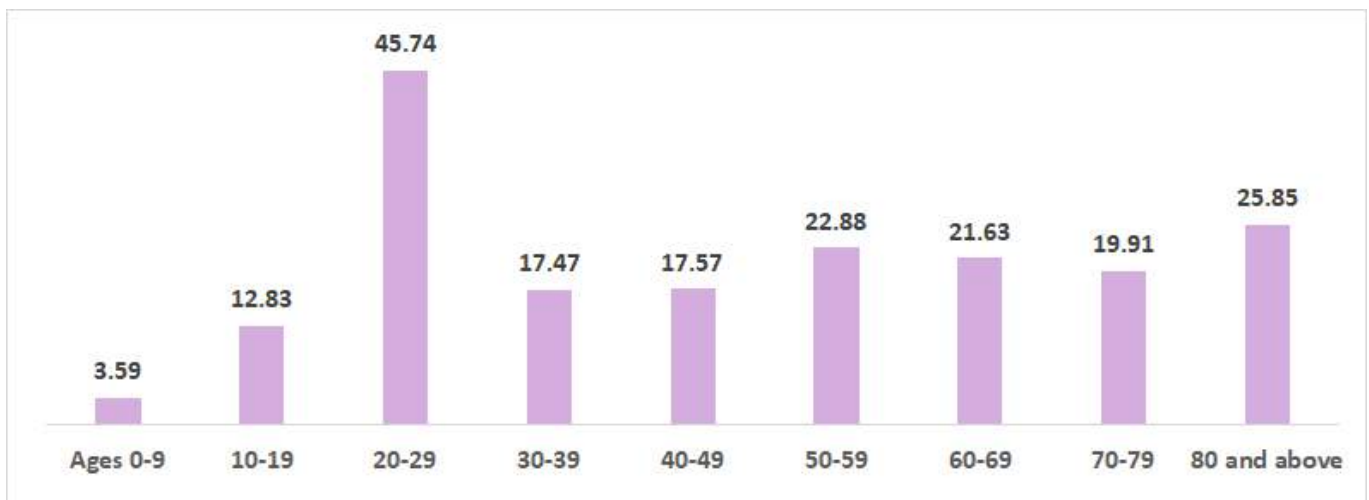
Korea Centers for Disease Control & Prevention

Updates on COVID-19 in Republic of Korea

23 May 2020



○ Incidence rate by age group (per 100,000):





KCDC

Korea Centers for Disease Control & Prevention

Updates on COVID-19 in Republic of Korea

23 May 2020

○ Imported cases:

