



KCDC

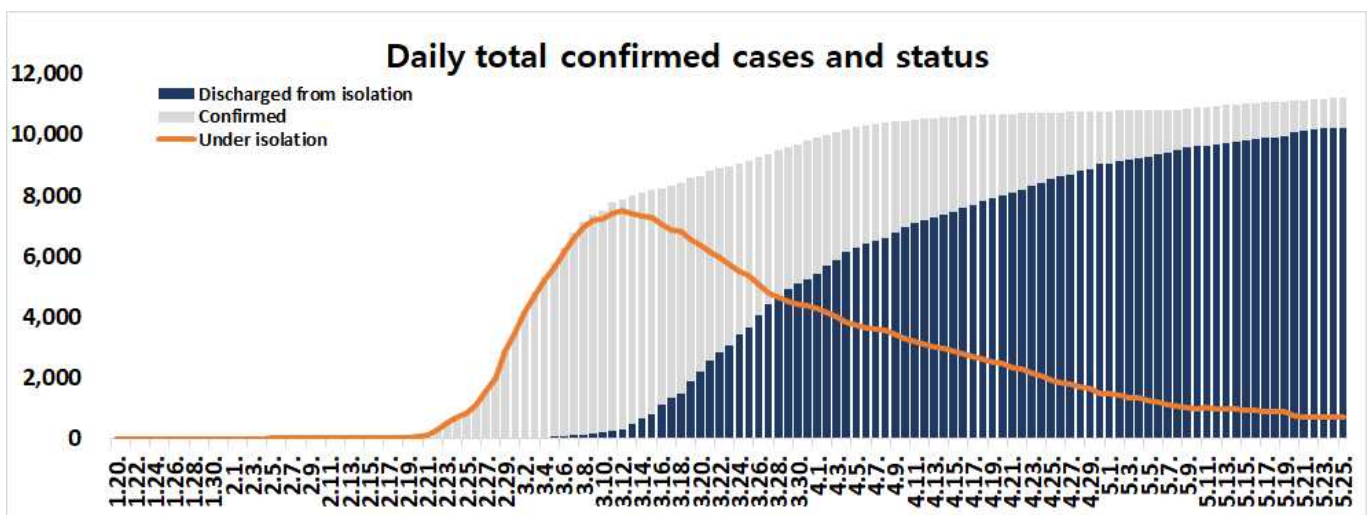
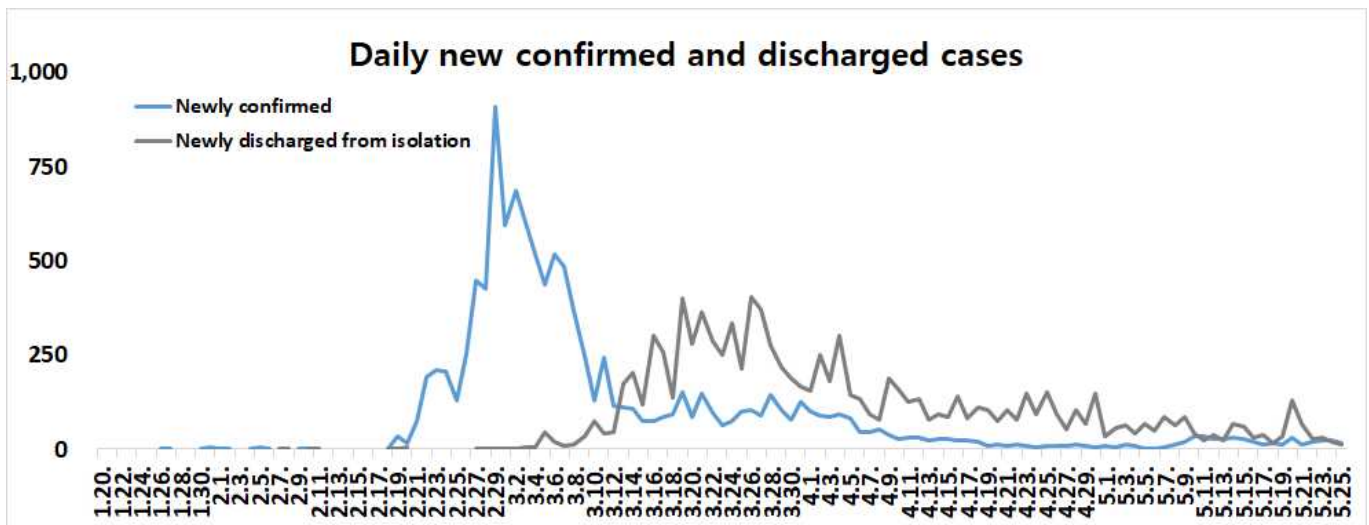
Korea Centers for Disease Control & Prevention

# Updates on COVID-19 in Republic of Korea

25 May 2020

○ As of 0:00, 25 May 2020, the total number of confirmed cases is 11,206 (including 1,215 imported cases), of which 10,226 cases have been discharged from isolation. Newly confirmed cases are 16 in total.

Period (since 3 Jan)	Total	Tested positive (PCR)				Testing in progress	Tested negative (PCR)
		Confirmed	Discharged from isolation	Under isolation	Deceased		
As of 0:00 24 May (Sun)	820,289	11,190	10,213	711	266	20,333	788,766
As of 0:00 25 May (Mon)	826,437	11,206	10,226	713	267	19,089	796,142
<b>Difference</b>	(+)6,148	(+)16	(+)13	(+)2	(+)1	(-),1,244	(+)7,376





KCDC

Korea Centers for Disease Control & Prevention

# Updates on COVID-19 in Republic of Korea

25 May 2020

○ Regional distribution of total confirmed cases:

	Total	City							
		Seoul	Busan	Daegu	Incheon	Gwangju	Daejeon	Ulsan	Sejong
Isolated	713	163	10	172	52	0	4	7	0
Discharged	10,226	607	131	6,519	92	30	40	42	47
Deceased	267	4	3	183	0	0	1	1	0
<b>Subtotal</b>	<b>11,206</b>	<b>774</b>	<b>144</b>	<b>6,874</b>	<b>144</b>	<b>30</b>	<b>45</b>	<b>50</b>	<b>47</b>
New (Difference)	16	6	0	1	1	0	0	0	0

	Total	Province								
		Gyeonggi	Gangwon	Chungbuk	Chungnam	Jeonbuk	Jeonnam	Gyeongbuk	Gyeongnam	Jeju
Isolated	103	6	13	4	2	1	38	4	1	133
Discharged	644	48	46	141	19	17	1,285	119	13	386
Deceased	19	2	0	0	0	0	54	0	0	0
<b>Subtotal</b>	<b>766</b>	<b>56</b>	<b>59</b>	<b>145</b>	<b>21</b>	<b>18</b>	<b>1,377</b>	<b>123</b>	<b>14</b>	<b>519</b>
New (Difference)	6	0	0	0	0	0	1	0	0	1

○ Case distribution by region:

Region	# of cases	(%)	Incidence rate (per 0.1M)	Region	# of cases	(%)	Incidence rate (per 0.1M)
Seoul	774	(6.91)	7.95	Gyeonggi	766	(6.84)	5.78
Busan	144	(1.29)	4.22	Gangwon	56	(0.50)	3.64
Daegu	6,874	(61.34)	282.13	Chungbuk	59	(0.53)	3.69
Incheon	144	(1.29)	4.87	Chungnam	145	(1.29)	6.83
Gwangju	30	(0.27)	2.06	Jeonbuk	21	(0.19)	1.16
Daejeon	45	(0.40)	3.05	Jeonnam	18	(0.16)	0.97
Ulsan	50	(0.45)	4.36	Gyeongbuk	1,377	(12.29)	51.72
Sejong	47	(0.42)	13.73	Gyeongnam	123	(1.10)	3.66
Border Screening	519	(4.63)	-	Jeju	14	(0.12)	2.09
<b>Total</b>				<b>11,206 (100) 21.61</b>			



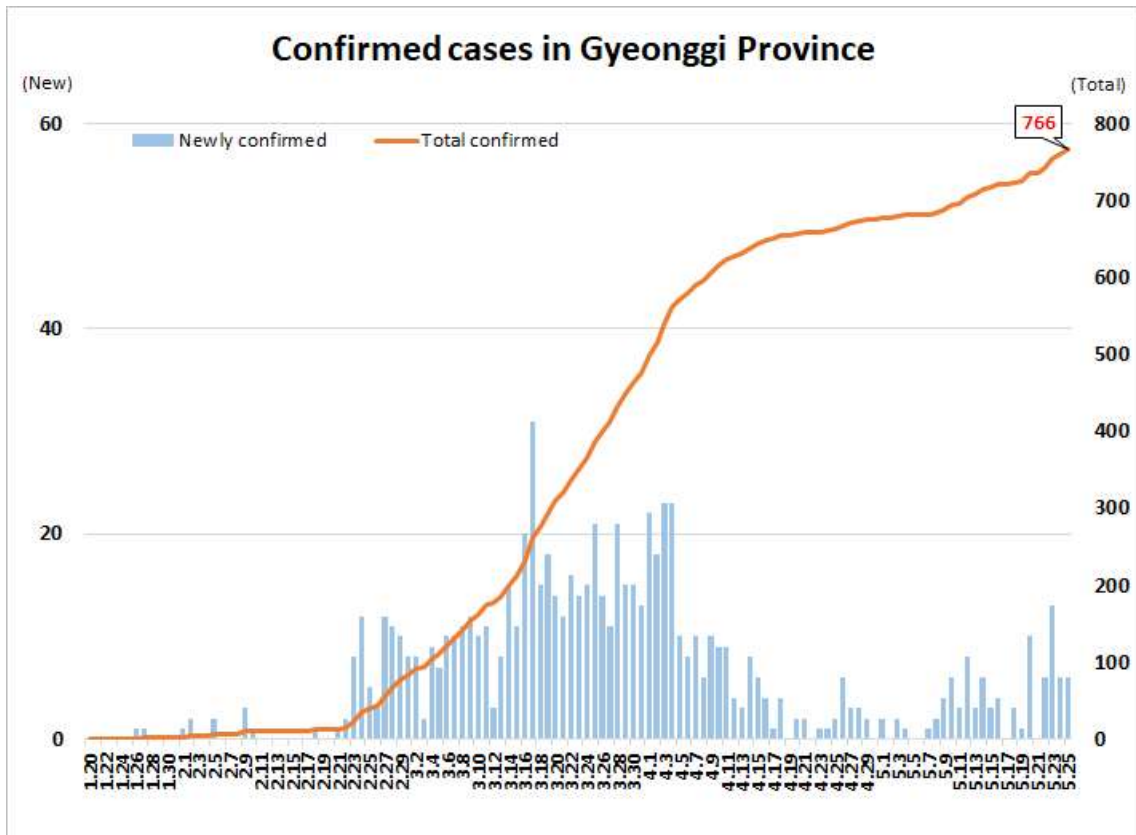
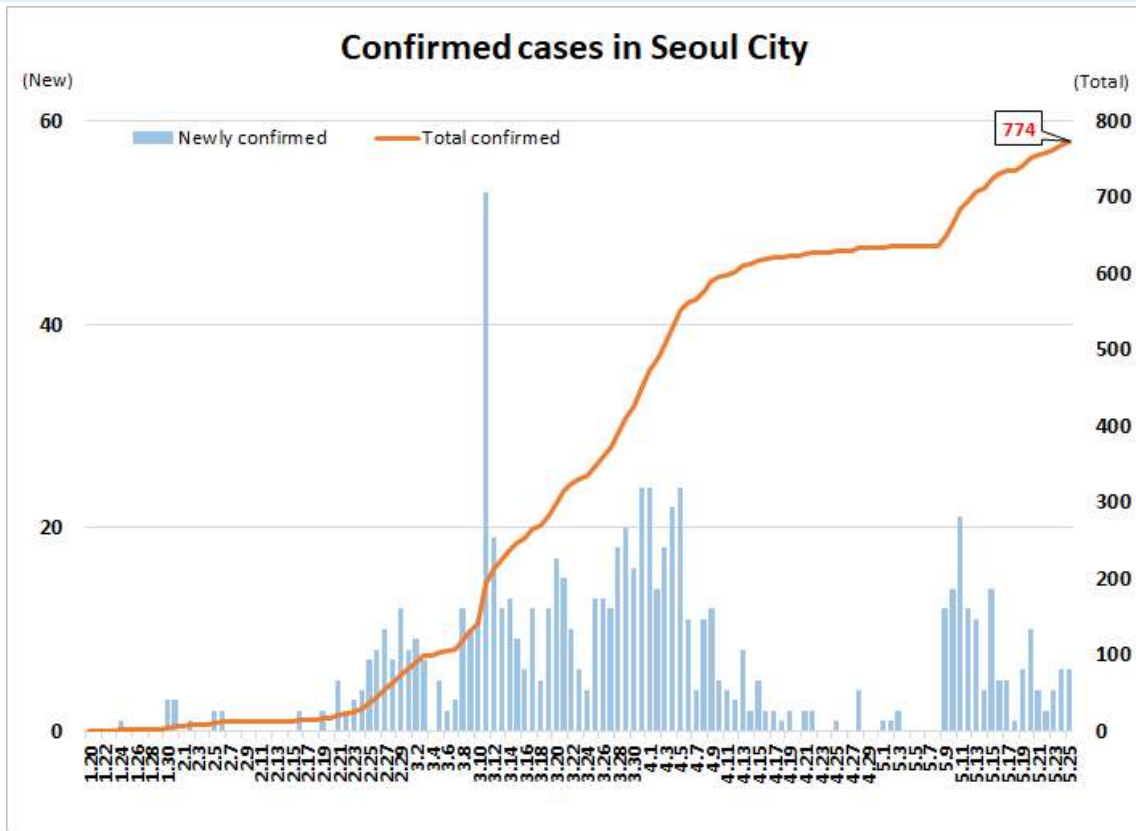
KCDC

Korea Centers for Disease Control & Prevention

# Updates on COVID-19 in Republic of Korea

25 May 2020

## DAILY NEW AND TOTAL CASES IN SEOUL/GYEONGGI REGIONS





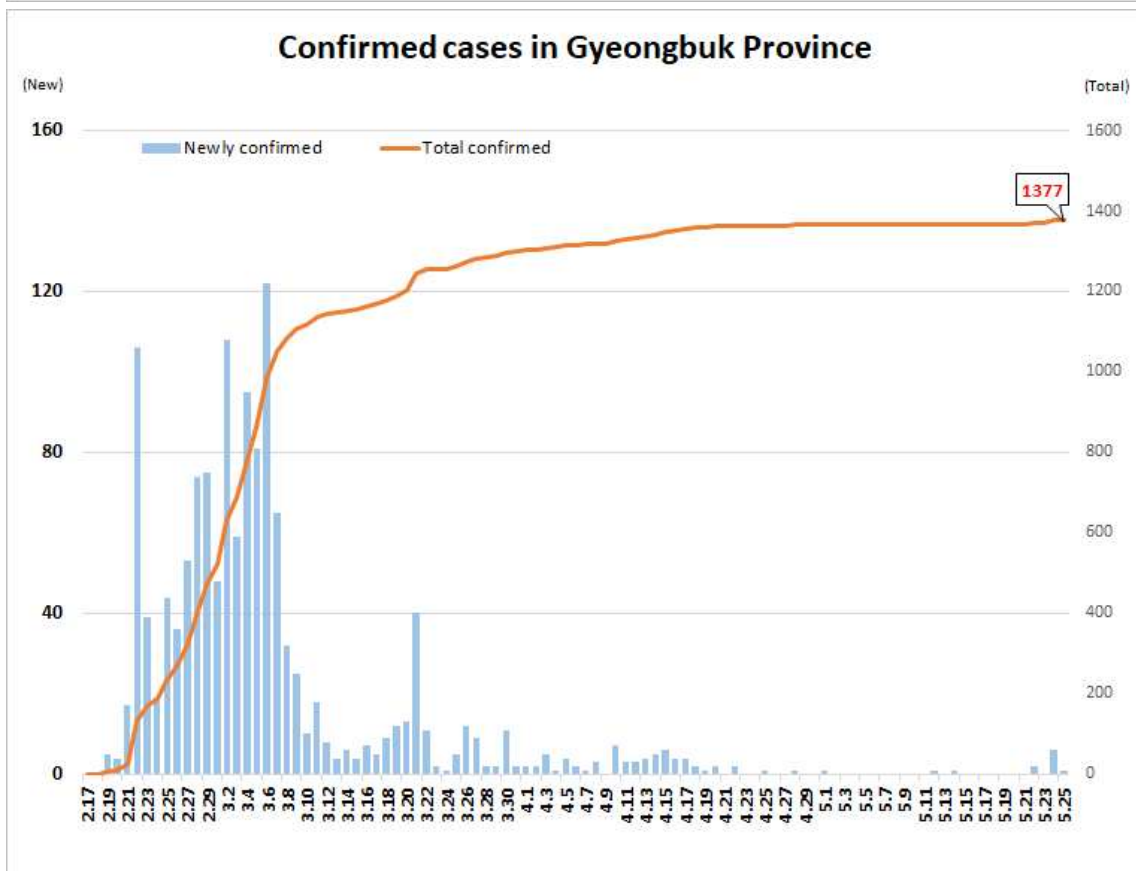
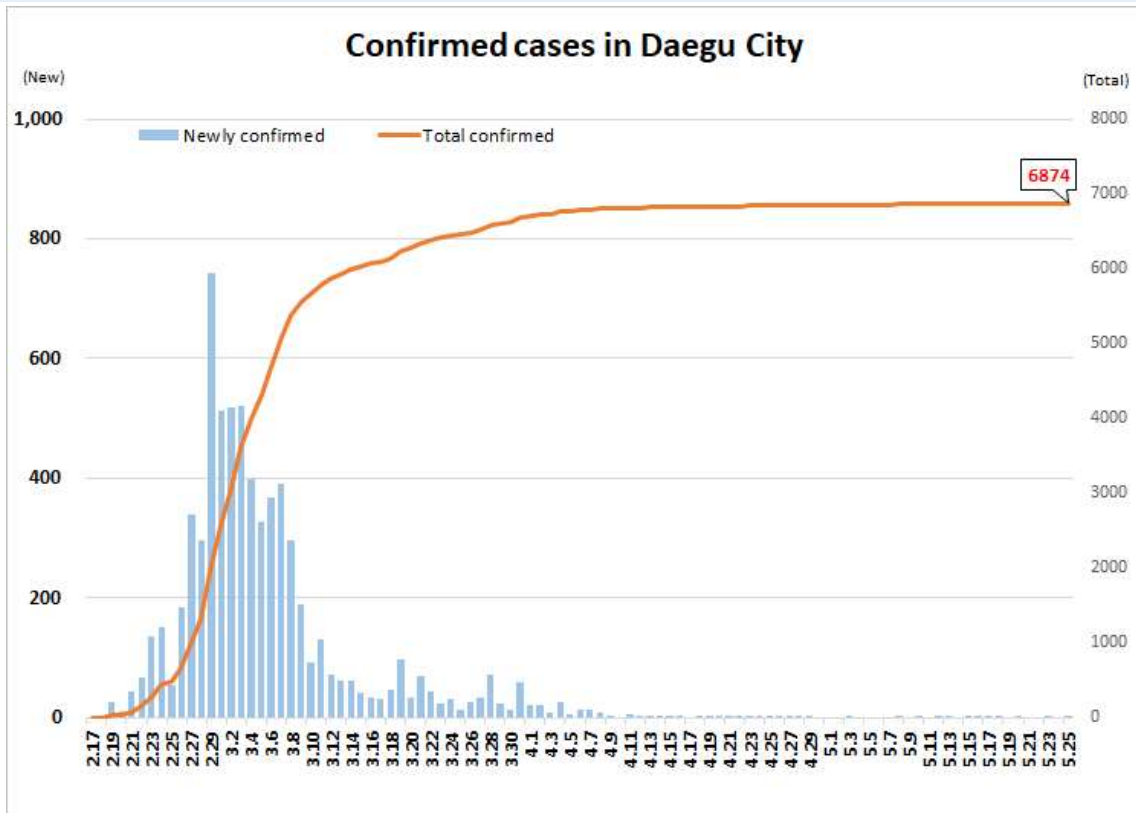
KCDC

Korea Centers for Disease Control & Prevention

# Updates on COVID-19 in Republic of Korea

25 May 2020

## DAILY NEW AND TOTAL CASES IN DAEGU/GYEONGBUK REGIONS





KCDC

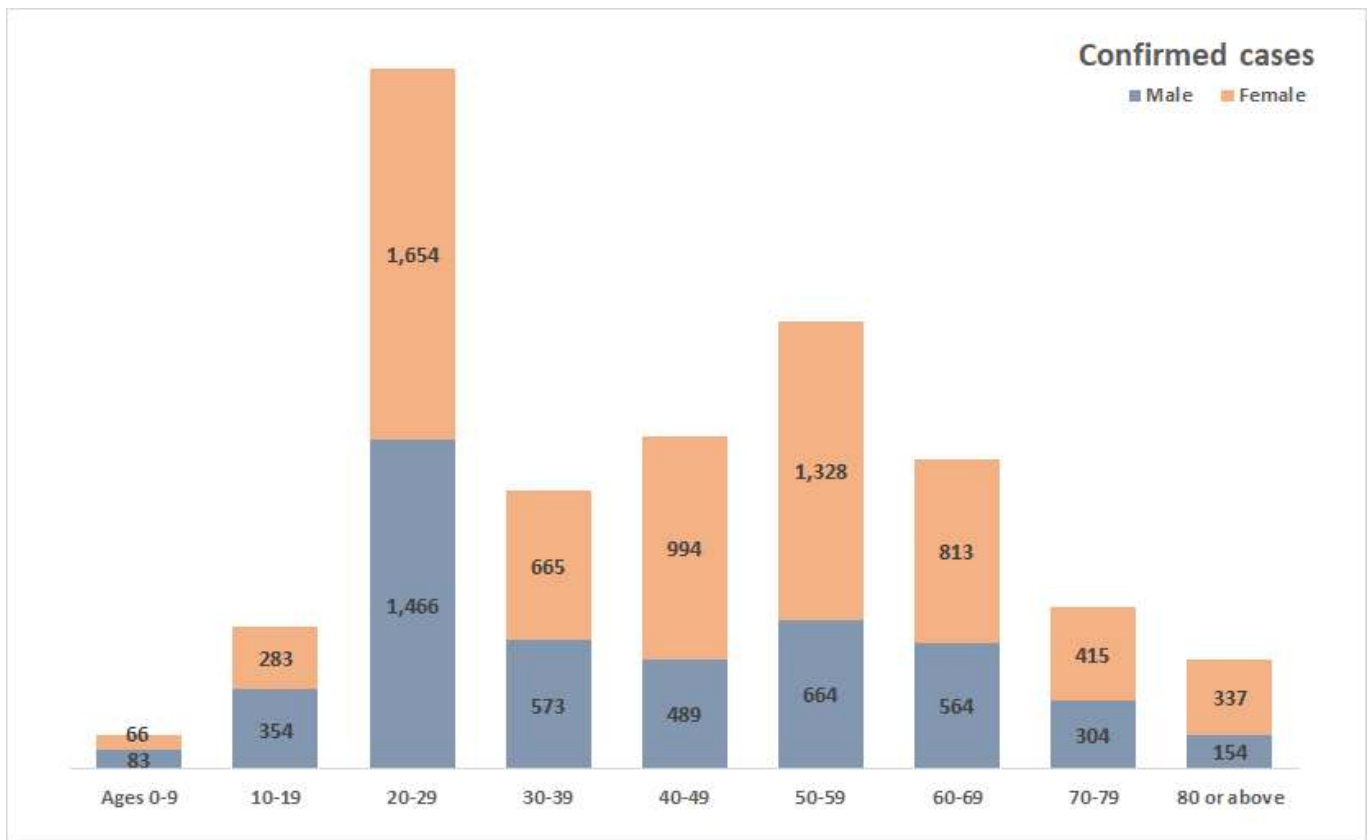
Korea Centers for Disease Control & Prevention

# Updates on COVID-19 in Republic of Korea

25 May 2020

○ Distribution by gender and age group:

		Confirmed Cases (%)	Deaths (%)	Fatality rate (%)
Total		11,206 (100)	267 (100)	2.38
Sex	Male	4,651 (41.50)	141 (52.81)	3.03
	Female	6,555 (58.50)	126 (47.19)	1.92
Age	80 and above	491 (4.38)	129 (48.31)	26.27
	70-79	719 (6.42)	79 (29.59)	10.99
	60-69	1,377 (12.29)	39 (14.61)	2.83
	50-59	1,992 (17.78)	15 (5.62)	0.75
	40-49	1,483 (13.23)	3 (1.12)	0.20
	30-39	1,238 (11.05)	2 (0.75)	0.16
	20-29	3,120 (27.84)	0 (0.00)	-
	10-19	637 (5.68)	0 (0.00)	-
	0-9	149 (1.33)	0 (0.00)	-



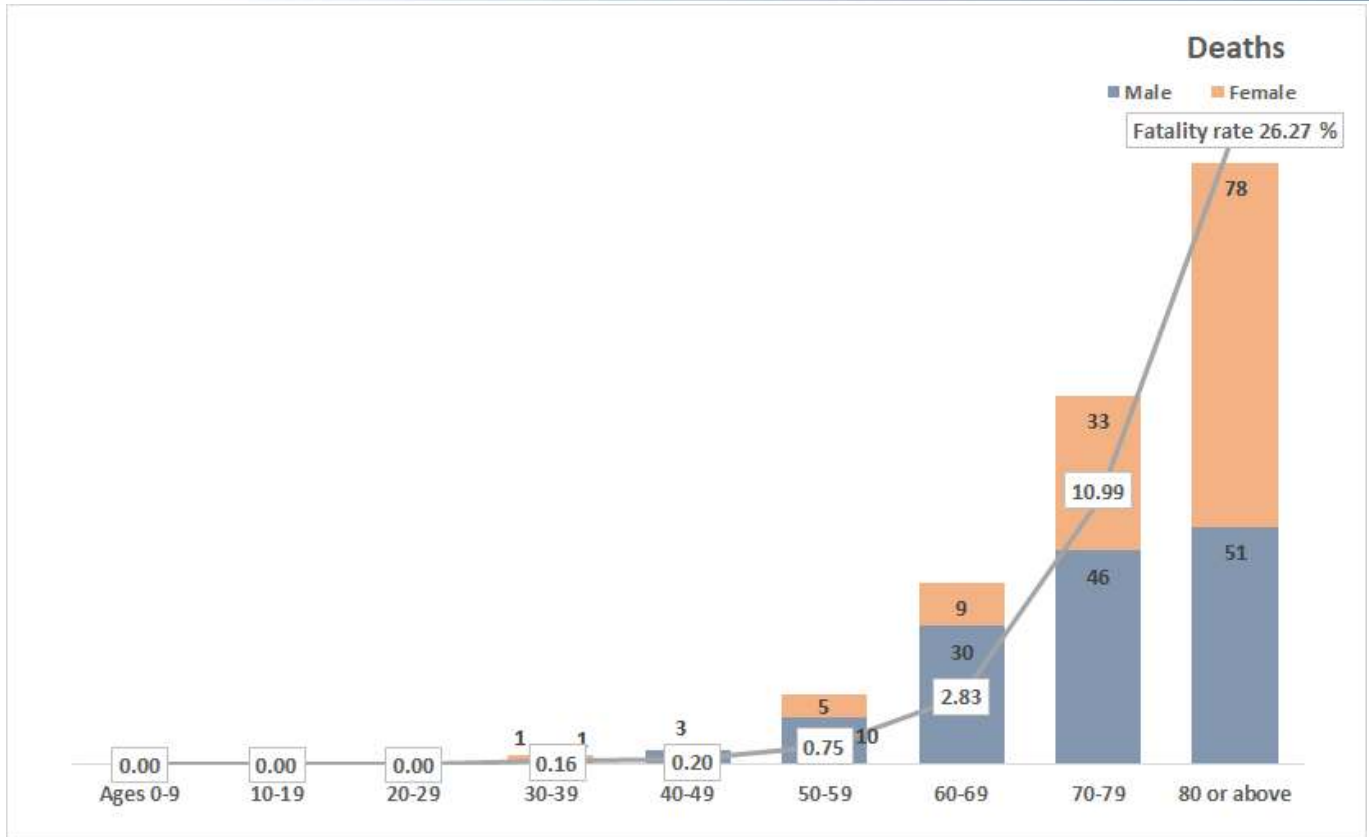


KCDC

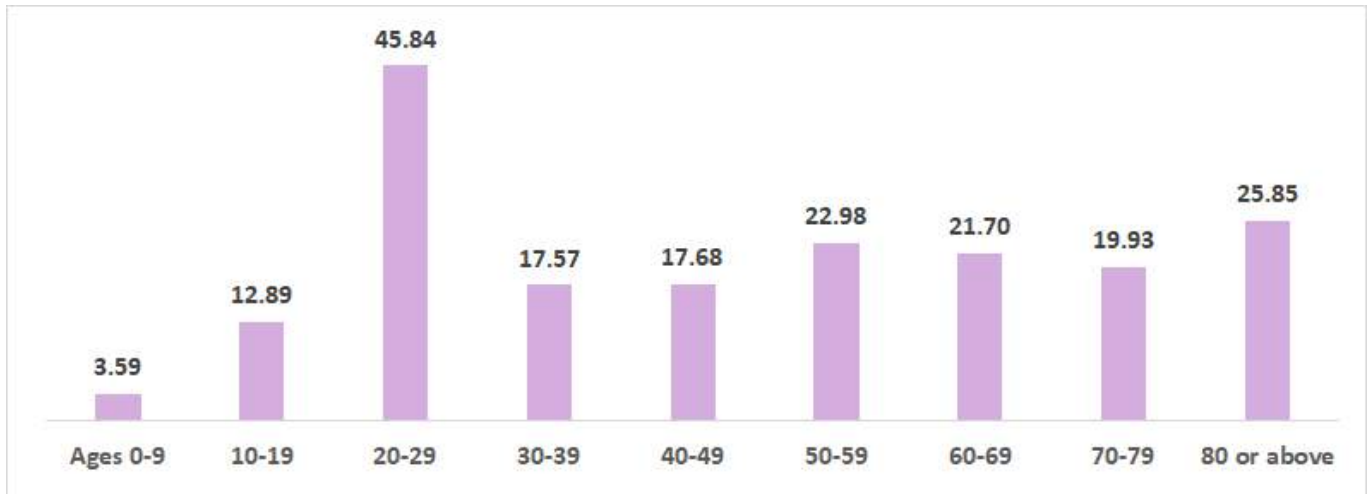
Korea Centers for Disease Control & Prevention

# Updates on COVID-19 in Republic of Korea

25 May 2020



## ○ Incidence rate by age group (per 100,000):





KCDC

Korea Centers for Disease Control & Prevention

# Updates on COVID-19 in Republic of Korea

25 May 2020

## ○ Imported cases:

