



KCDC

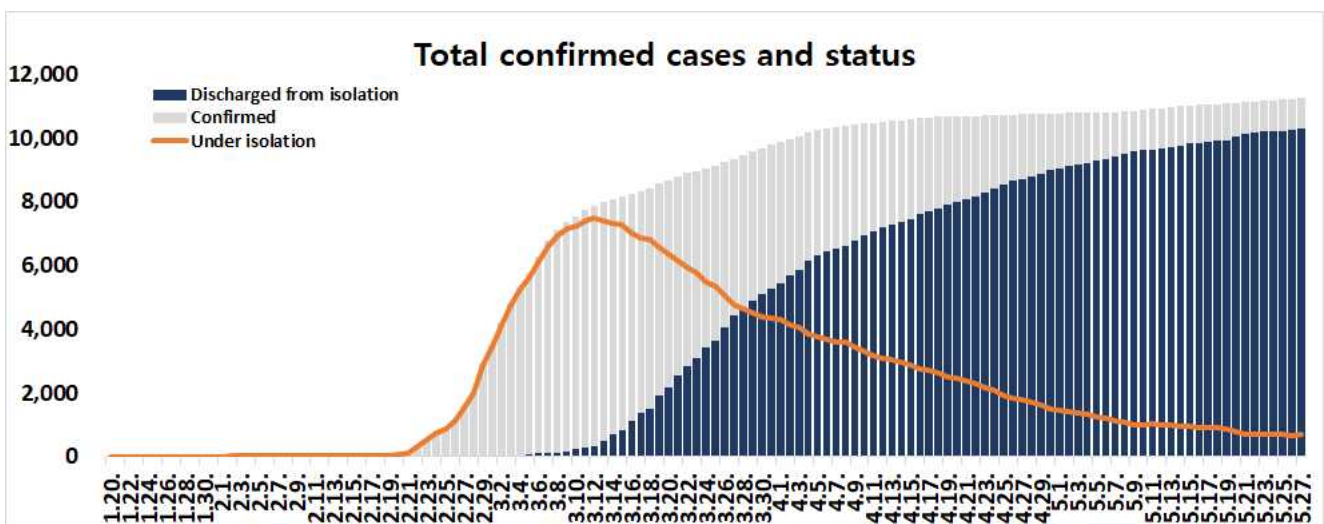
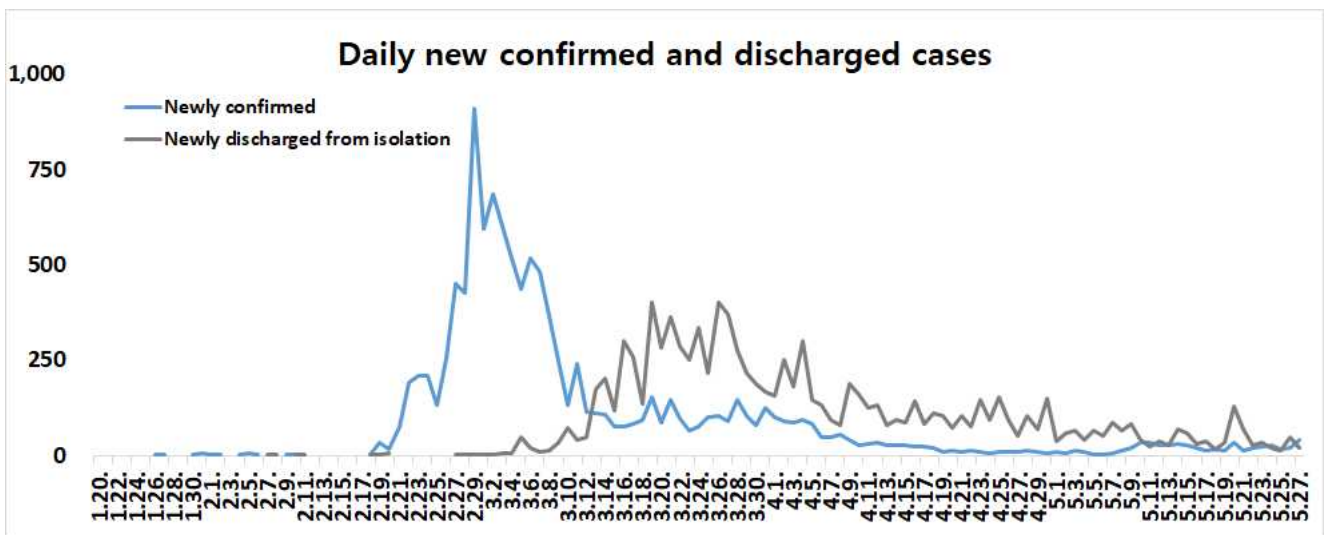
Korea Centers for Disease Control & Prevention

Updates on COVID-19 in Republic of Korea

27 May 2020

○ As of 0:00, 27 May 2020, the total number of confirmed cases is 11,265 (including 1,221 imported cases), of which 10,295 cases have been discharged from isolation. Newly confirmed cases are 40 in total.

| Period (since 3 Jan) | Total | Tested positive (PCR) | | | | Testing in progress | Tested negative (PCR) |
|------------------------------------|-----------|-----------------------|---------------------------|-----------------|----------|---------------------|-----------------------|
| | | Confirmed | Discharged from isolation | Under isolation | Deceased | | |
| As of 0:00 26 May (Tues) | 839,475 | 11,225 | 10,275 | 681 | 269 | 22,044 | 806,206 |
| As of 0:00 27 May (Wed) | 852,876 | 11,265 | 10,295 | 701 | 269 | 21,061 | 820,550 |
| Difference | (+)13,401 | (+)40 | (+)20 | (+)20 | 0 | (-)983 | (+)14,344 |





KCDC

Korea Centers for Disease Control & Prevention

Updates on COVID-19 in Republic of Korea

27 May 2020

○ Regional distribution of total confirmed cases:

| | Total | City | | | | | | | |
|------------------|---------------|------------|------------|--------------|------------|-----------|-----------|-----------|-----------|
| | | Seoul | Busan | Daegu | Incheon | Gwangju | Daejeon | Ulsan | Sejong |
| Isolated | 701 | 180 | 6 | 137 | 65 | 0 | 4 | 7 | 0 |
| Discharged | 10,295 | 618 | 135 | 6,557 | 93 | 30 | 40 | 42 | 47 |
| Deceased | 269 | 4 | 3 | 184 | 0 | 0 | 1 | 1 | 0 |
| Subtotal | 11,265 | 802 | 144 | 6,878 | 158 | 30 | 45 | 50 | 47 |
| New (Difference) | 40 | 19 | 0 | 3 | 11 | 0 | 0 | 0 | 0 |

| | Total | Province | | | | | | | | | Other |
|------------------|------------|-----------|-----------|------------|-----------|-----------|--------------|------------|-----------|------------|-------|
| | | Gyeonggi | Gangwon | Chungbuk | Chungnam | Jeonbuk | Jeonnam | Gyeongbuk | Gyeongnam | Jeju | |
| Isolated | 109 | 5 | 14 | 4 | 2 | 1 | 37 | 4 | 1 | 125 | |
| Discharged | 646 | 48 | 46 | 141 | 19 | 17 | 1,287 | 119 | 13 | 397 | |
| Deceased | 19 | 3 | 0 | 0 | 0 | 0 | 54 | 0 | 0 | 0 | |
| Subtotal | 774 | 56 | 60 | 145 | 21 | 18 | 1,378 | 123 | 14 | 522 | |
| New (Difference) | 6 | 0 | 0 | 0 | 0 | 0 | 0 | 0 | 0 | 1 | |

○ Case distribution by region:

| Region | # of cases | (%) | Incidence rate (per 0.1M) | Region | # of cases | (%) | Incidence rate (per 0.1M) |
|------------------|------------|---------|---------------------------|---------------------------|------------|---------|---------------------------|
| Seoul | 802 | (7.12) | 8.24 | Gyeonggi | 774 | (6.87) | 5.84 |
| Busan | 144 | (1.28) | 4.22 | Gangwon | 56 | (0.50) | 3.64 |
| Daegu | 6,878 | (61.06) | 282.29 | Chungbuk | 60 | (0.53) | 3.75 |
| Incheon | 158 | (1.40) | 5.34 | Chungnam | 145 | (1.29) | 6.83 |
| Gwangju | 30 | (0.27) | 2.06 | Jeonbuk | 21 | (0.19) | 1.16 |
| Daejeon | 45 | (0.40) | 3.05 | Jeonnam | 18 | (0.16) | 0.97 |
| Ulsan | 50 | (0.44) | 4.36 | Gyeongbuk | 1,378 | (12.23) | 51.76 |
| Sejong | 47 | (0.42) | 13.73 | Gyeongnam | 123 | (1.09) | 3.66 |
| Border Screening | 522 | (4.63) | - | Jeju | 14 | (0.12) | 2.09 |
| Total | | | | 11,265 (100) 21.73 | | | |



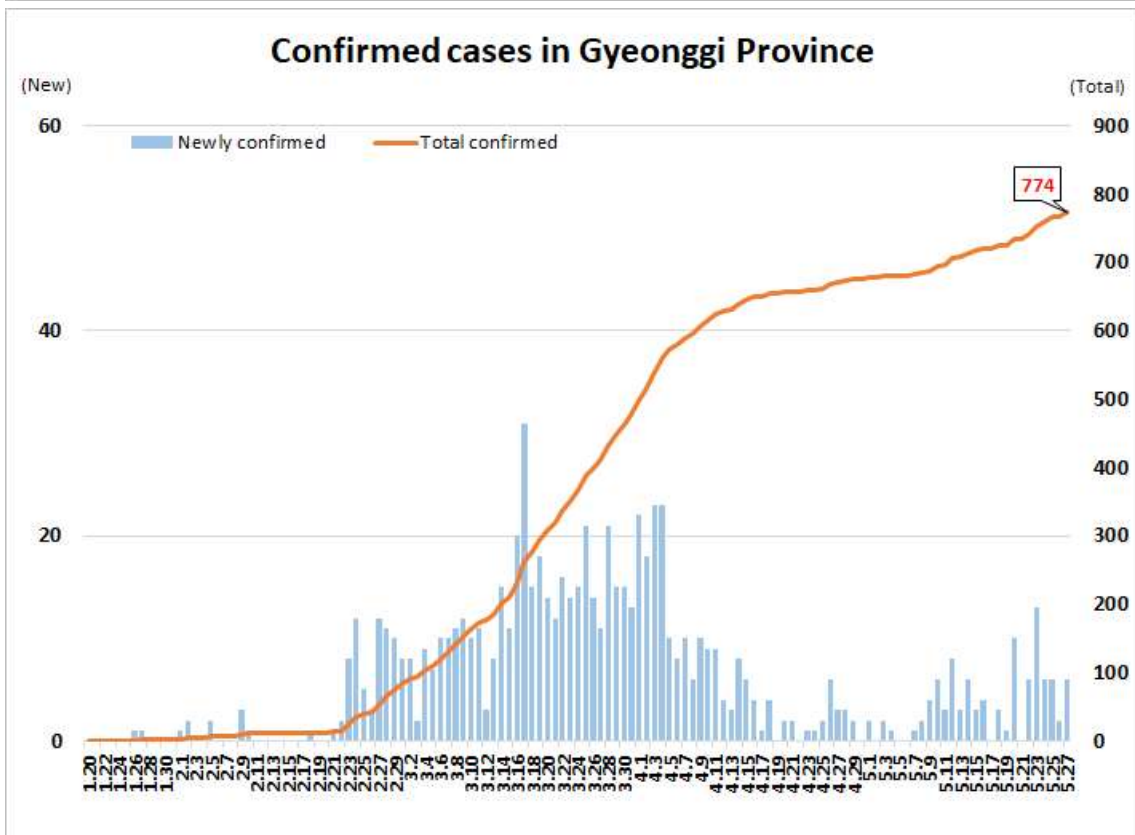
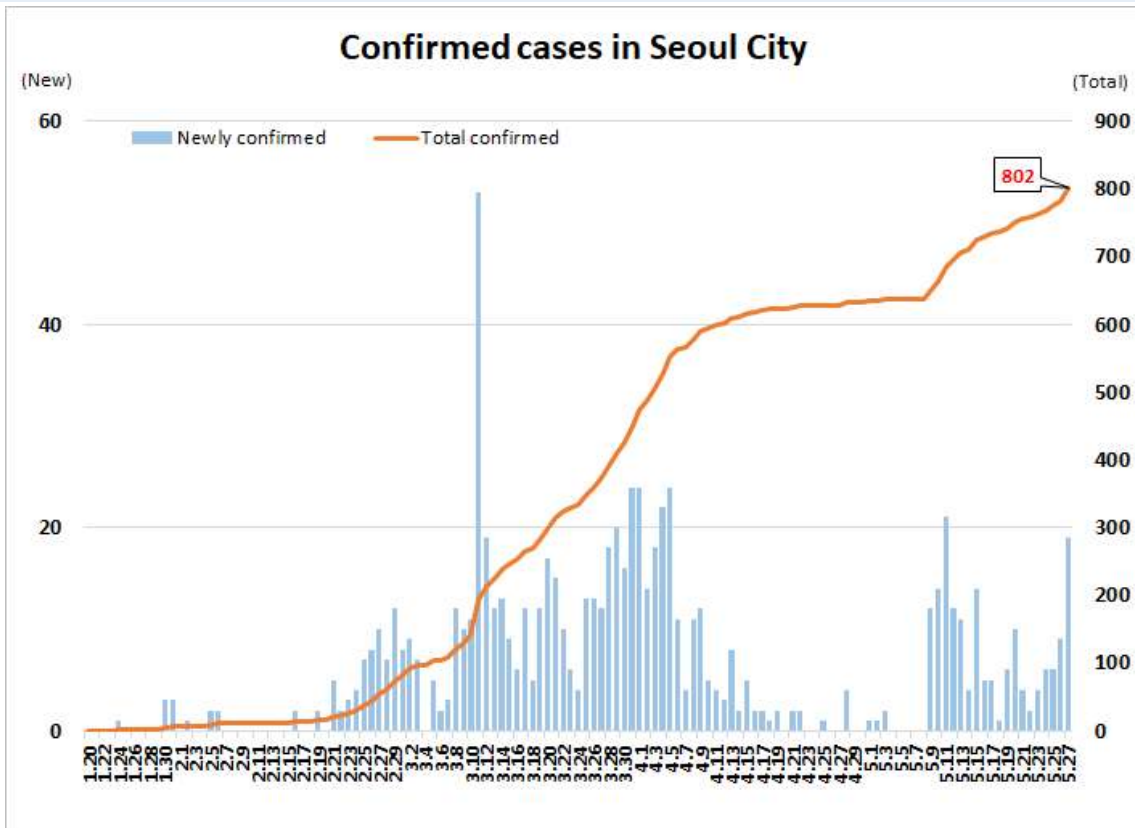
KCDC

Korea Centers for Disease
Control & Prevention

Updates on COVID-19 in Republic of Korea

27 May 2020

DAILY NEW AND TOTAL CASES IN SEOUL/GYEONGGI REGIONS





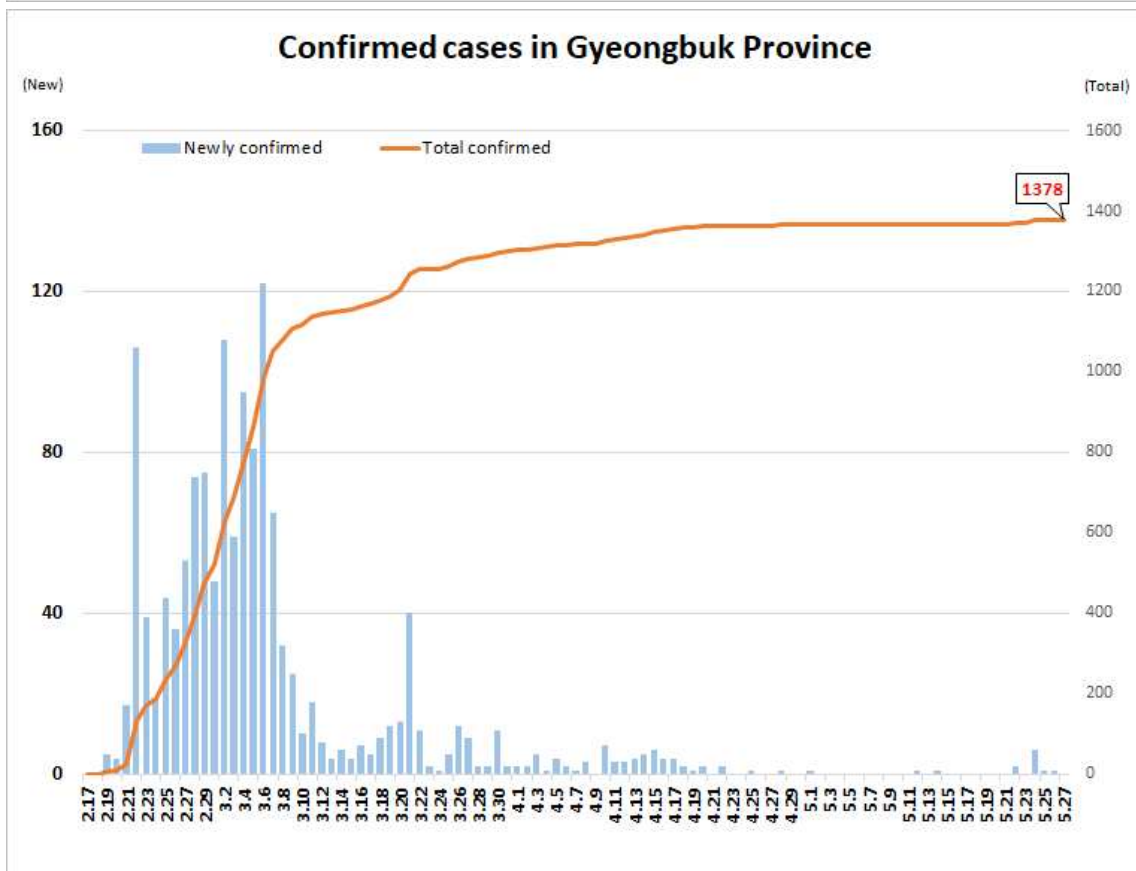
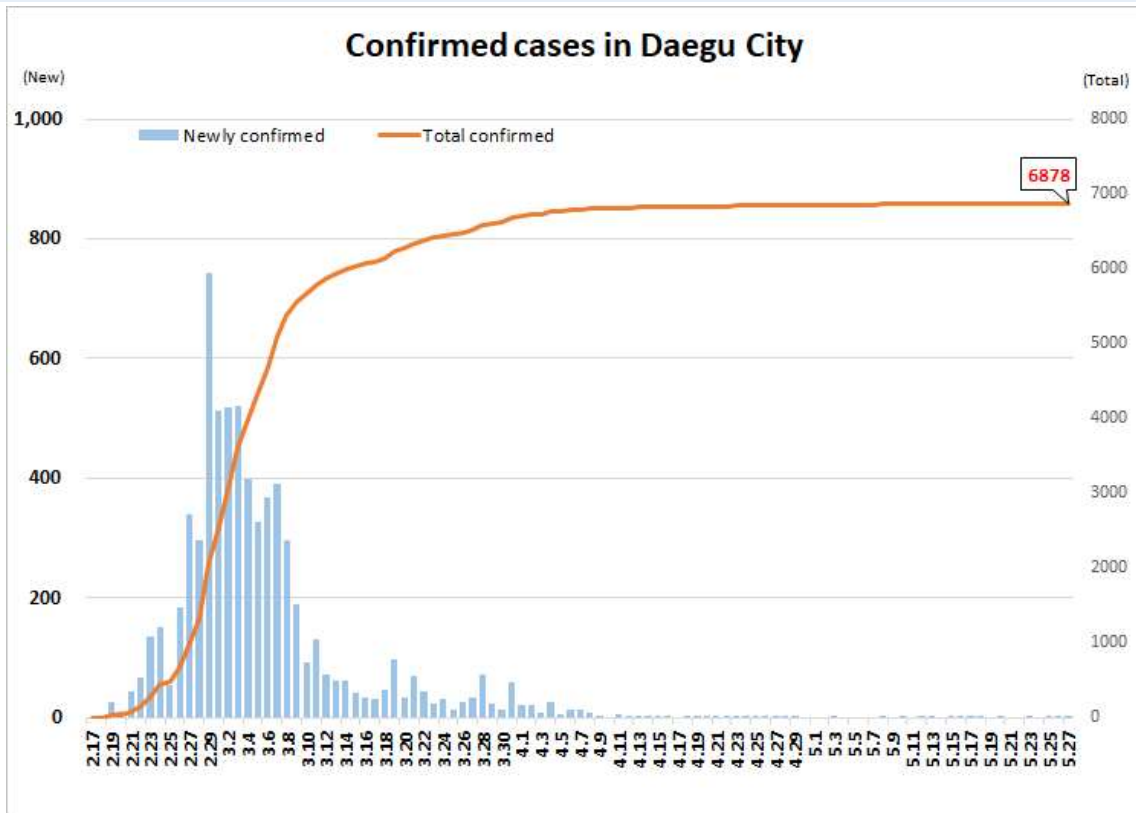
KCDC

Korea Centers for Disease Control & Prevention

Updates on COVID-19 in Republic of Korea

27 May 2020

DAILY NEW AND TOTAL CASES IN DAEGU/GYEONGBUK REGIONS





KCDC

Korea Centers for Disease Control & Prevention

Updates on COVID-19 in Republic of Korea

27 May 2020

○ Distribution by gender and age group:

| | | Confirmed Cases (%) | Deaths (%) | Fatality rate (%) |
|-------|--------------|---------------------|-------------|-------------------|
| Total | | 11,265 (100) | 269 (100) | 2.39 |
| Sex | Male | 4,680 (41.54) | 142 (52.79) | 3.03 |
| | Female | 6,585 (58.46) | 127 (47.21) | 1.93 |
| Age | 80 and above | 492 (4.37) | 131 (48.70) | 26.63 |
| | 70-79 | 724 (6.43) | 79 (29.37) | 10.91 |
| | 60-69 | 1,386 (12.30) | 39 (14.50) | 2.81 |
| | 50-59 | 2,002 (17.77) | 15 (5.58) | 0.75 |
| | 40-49 | 1,489 (13.22) | 3 (1.12) | 0.20 |
| | 30-39 | 1,248 (11.08) | 2 (0.74) | 0.16 |
| | 20-29 | 3,131 (27.79) | 0 (0.00) | - |
| | 10-19 | 640 (5.68) | 0 (0.00) | - |
| | 0-9 | 153 (1.36) | 0 (0.00) | - |

INCIDENCE RATE BY AGE GROUP (PER 100,000)



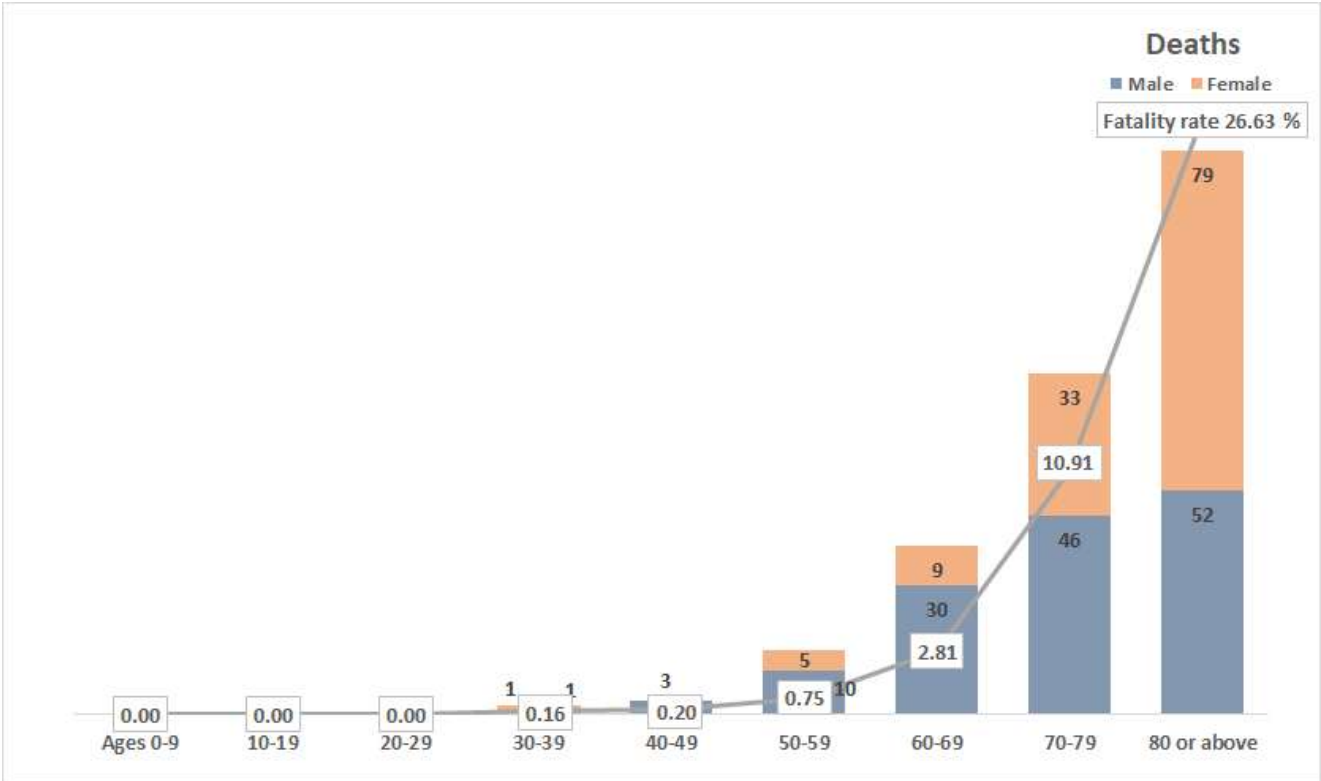
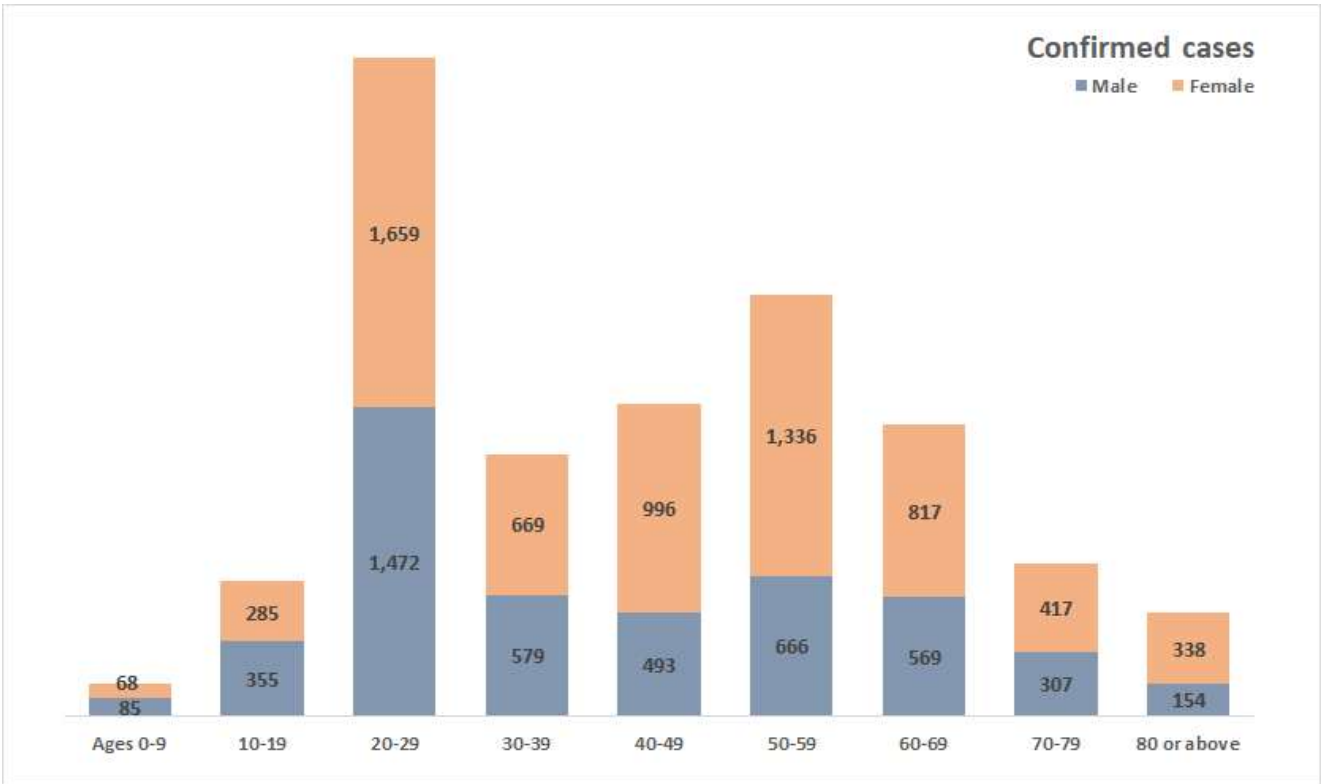


KCDC

Korea Centers for Disease Control & Prevention

Updates on COVID-19 in Republic of Korea

27 May 2020





KCDC

Korea Centers for Disease Control & Prevention

Updates on COVID-19 in Republic of Korea

27 May 2020

IMPORTED CASES

