



KCDC

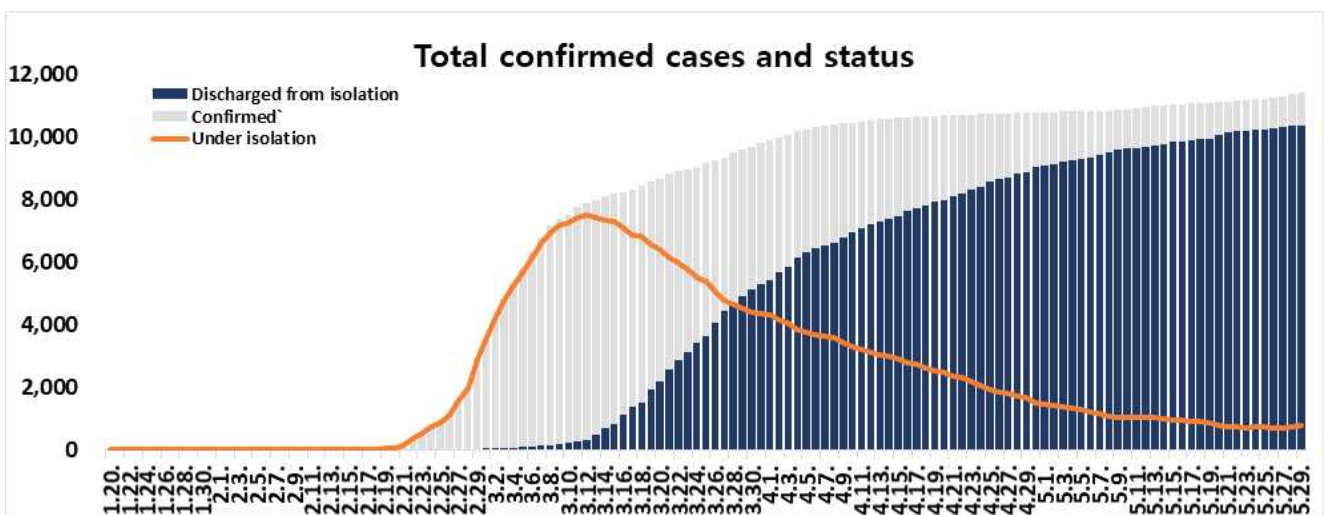
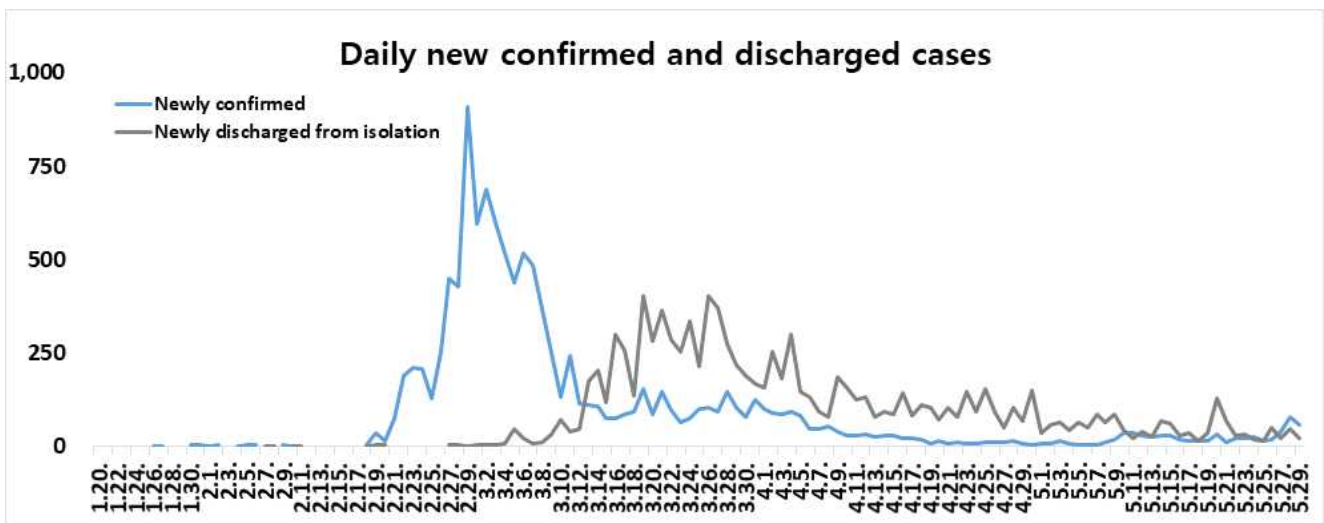
Korea Centers for Disease Control & Prevention

Updates on COVID-19 in Republic of Korea

29 May 2020

○ As of 0:00, 29 May 2020, the total number of confirmed cases is 11,402 (including 1,235 imported cases), of which 10,363 cases have been discharged from isolation. Newly confirmed cases are 58 in total.

Period (since 3 Jan)	Total	Tested positive (PCR)				Testing in progress	Tested negative (PCR)
		Confirmed	Discharged from isolation	Under isolation	Deceased		
As of 0:00 28 May (Thurs)	868,666	11,344	10,340	735	269	22,370	834,952
As of 0:00 29 May (Fri)	885,120	11,402	10,363	770	269	24,557	849,161
Difference	(+)16,454	(+)58	(+)23	(+)35	0	(+)2,187	(+)14,209





KCDC

Korea Centers for Disease Control & Prevention

Updates on COVID-19 in Republic of Korea

29 May 2020

○ Regional distribution of total confirmed cases:

	Total	City							
		Seoul	Busan	Daegu	Incheon	Gwangju	Daejeon	Ulsan	Sejong
Isolated	770	219	6	109	105	0	2	5	0
Discharged	10,363	623	136	6,587	93	30	42	44	47
Deceased	269	4	3	184	0	0	1	1	0
Subtotal	11,402	846	145	6,880	198	30	45	50	47
New (Difference)	58	20	0	0	18	0	0	0	0

	Total	Province								
		Gyeonggi	Gangwon	Chungbuk	Chungnam	Jeonbuk	Jeonnam	Gyeongbuk	Gyeongnam	Jeju
Isolated	149	3	14	5	2	1	32	4	1	113
Discharged	647	50	46	141	19	17	1,293	119	13	416
Deceased	19	3	0	0	0	0	54	0	0	0
Subtotal	815	56	60	146	21	18	1,379	123	14	529
New (Difference)	20	0	0	0	0	0	0	0	0	0

○ Case distribution by region:

Region	# of cases	(%)	Incidence rate (per 0.1M)	Region	# of cases	(%)	Incidence rate (per 0.1M)
Seoul	846	(7.42)	8.69	Gyeonggi	815	(7.15)	6.15
Busan	145	(1.27)	4.25	Gangwon	56	(0.49)	3.64
Daegu	6,880	(60.34)	282.37	Chungbuk	60	(0.53)	3.75
Incheon	198	(1.74)	6.70	Chungnam	146	(1.28)	6.88
Gwangju	30	(0.26)	2.06	Jeonbuk	21	(0.18)	1.16
Daejeon	45	(0.39)	3.05	Jeonnam	18	(0.16)	0.97
Ulsan	50	(0.44)	4.36	Gyeongbuk	1,379	(12.09)	51.79
Sejong	47	(0.41)	13.73	Gyeongnam	123	(1.08)	3.66
Border Screening	529	(4.64)	-	Jeju	14	(0.12)	2.09
Total				11,402 (100) 21.99			



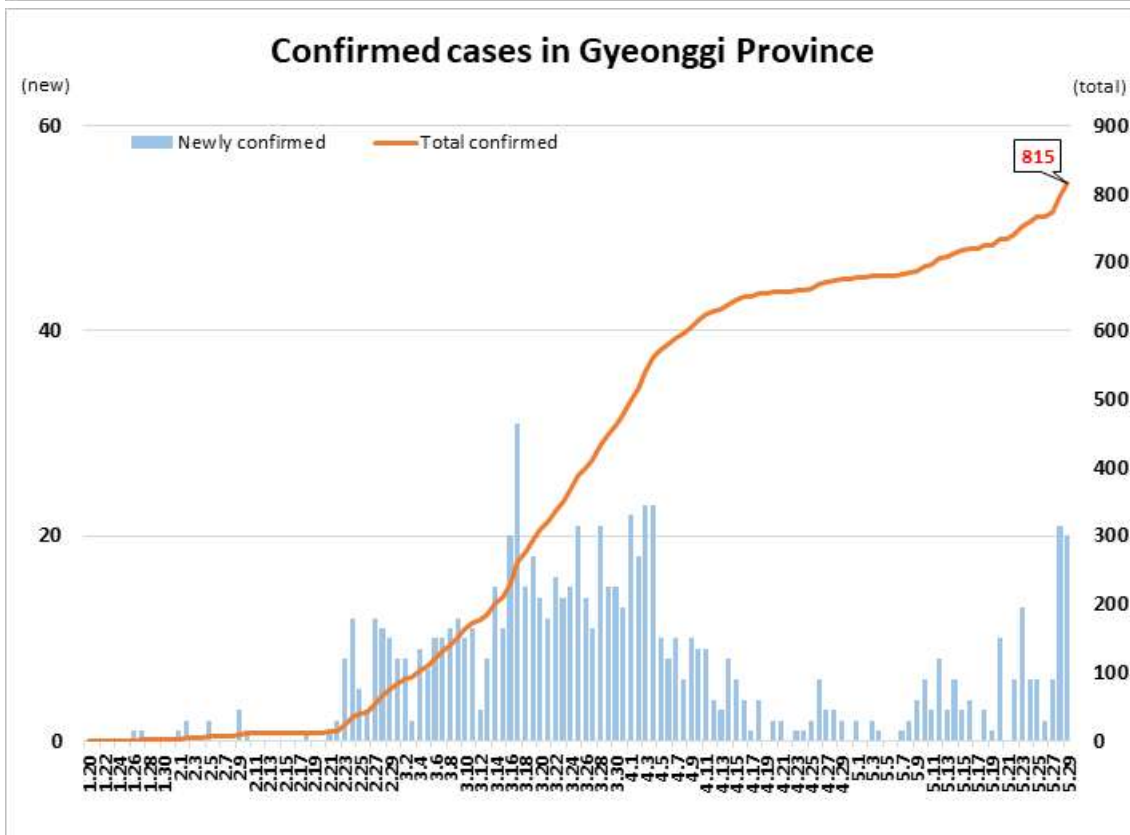
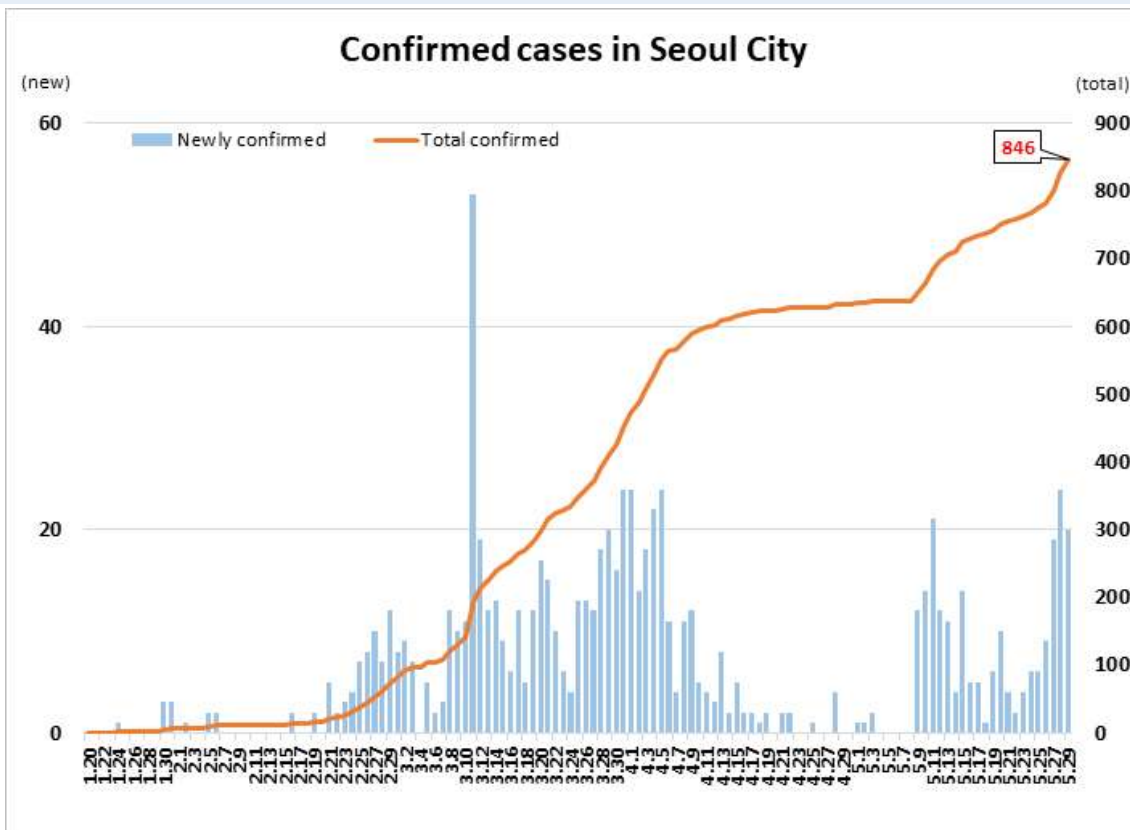
KCDC

Korea Centers for Disease Control & Prevention

Updates on COVID-19 in Republic of Korea

29 May 2020

DAILY NEW AND TOTAL CASES IN SEOUL/GYEONGGI REGIONS





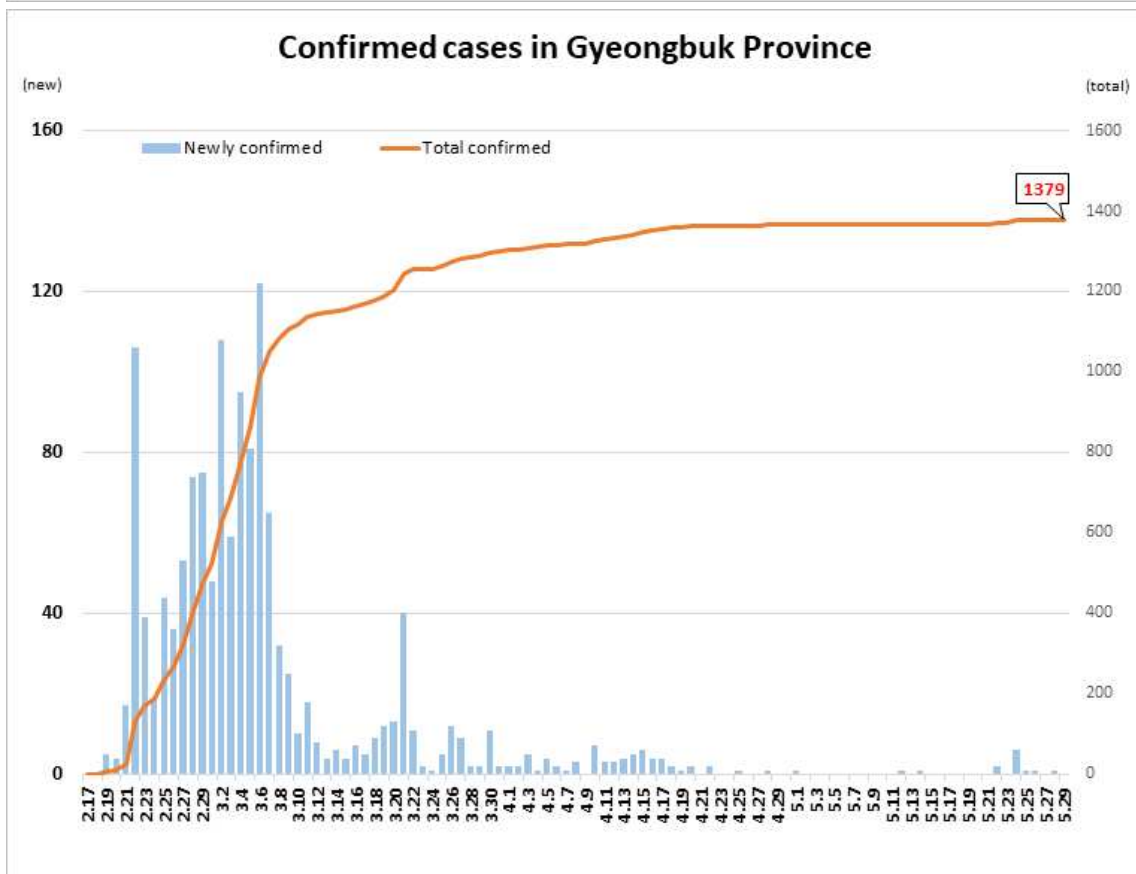
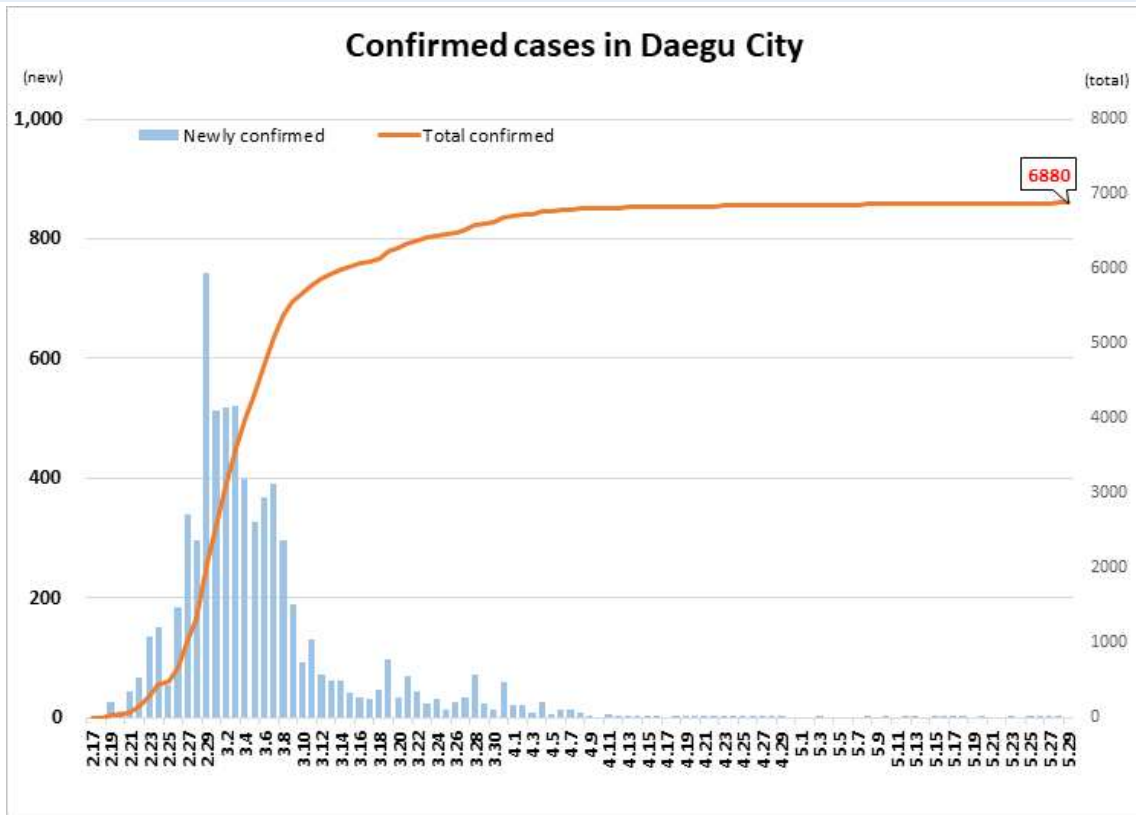
KCDC

Korea Centers for Disease Control & Prevention

Updates on COVID-19 in Republic of Korea

29 May 2020

DAILY NEW AND TOTAL CASES IN DAEGU/GYEONGBUK REGIONS





KCDC

Korea Centers for Disease Control & Prevention

Updates on COVID-19 in Republic of Korea

29 May 2020

○ Distribution by gender and age group:

		Confirmed Cases (%)	Deaths (%)	Fatality rate (%)
Total		11,402 (100)	269 (100)	2.36
Sex	Male	4,759 (41.74)	142 (52.79)	2.98
	Female	6,643 (58.26)	127 (47.21)	1.91
Age	80 and above	495 (4.34)	131 (48.70)	26.46
	70-79	724 (6.35)	79 (29.37)	10.91
	60-69	1,400 (12.28)	39 (14.50)	2.79
	50-59	2,023 (17.74)	15 (5.58)	0.74
	40-49	1,513 (13.27)	3 (1.12)	0.20
	30-39	1,283 (11.25)	2 (0.74)	0.16
	20-29	3,158 (27.70)	0 (0.00)	-
	10-19	650 (5.70)	0 (0.00)	-
	0-9	156 (1.37)	0 (0.00)	-

INCIDENCE RATE BY AGE GROUP (PER 100,000)



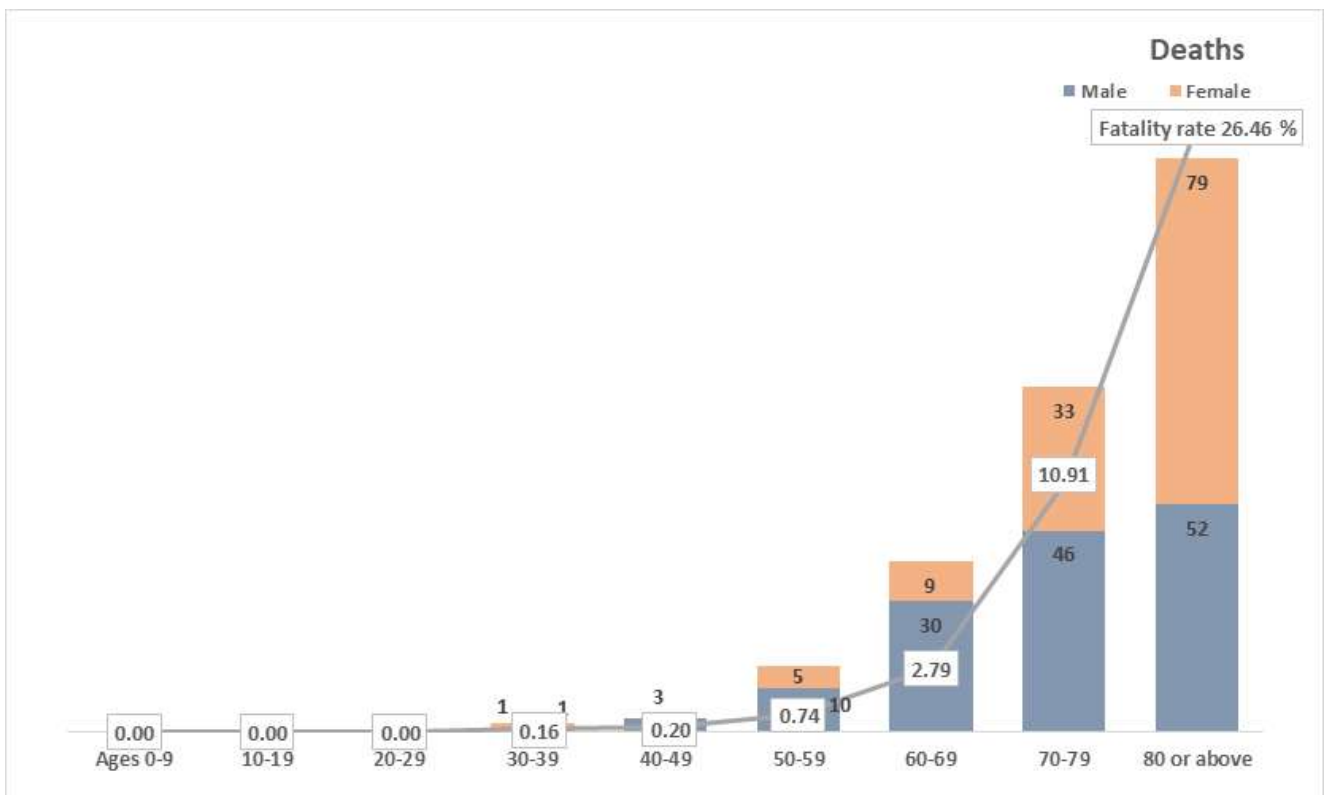
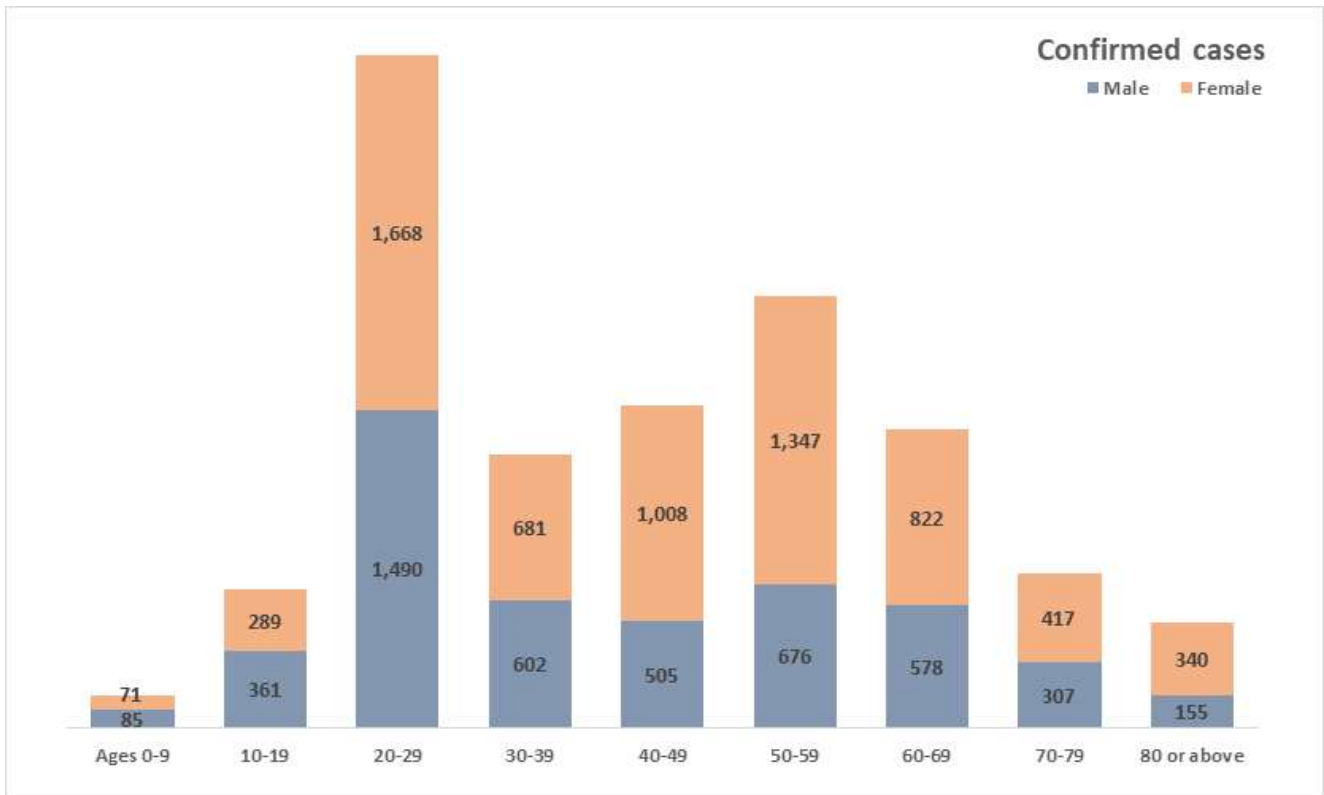


KCDC

Korea Centers for Disease Control & Prevention

Updates on COVID-19 in Republic of Korea

29 May 2020





KCDC

Korea Centers for Disease Control & Prevention

Updates on COVID-19 in Republic of Korea

29 May 2020

IMPORTED CASES

