



KCDC

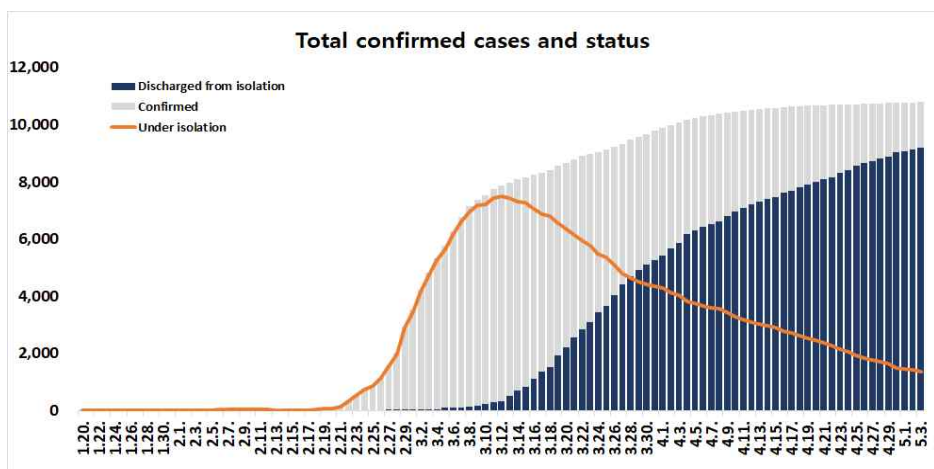
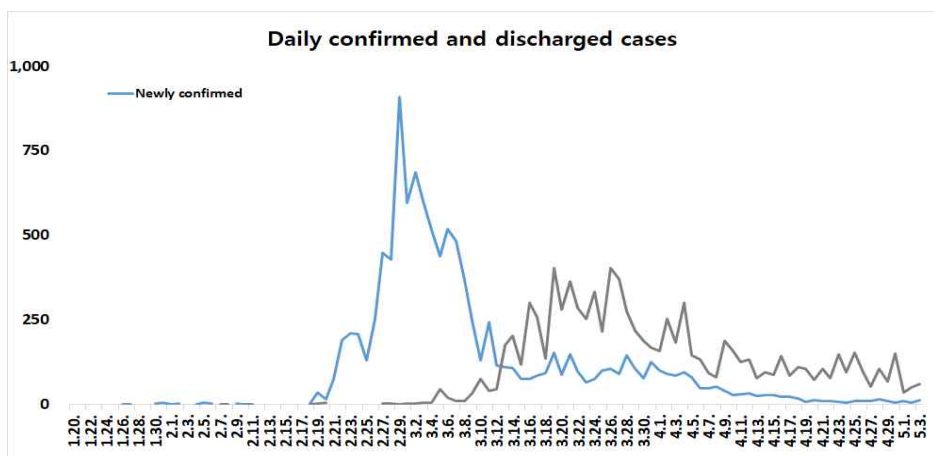
Korea Centers for Disease Control & Prevention

The Updates of COVID-19 in Republic of Korea

3 May, 2020

○ As of 0:00, 3 May 2020, the total number of confirmed cases is 10,793 (including 1,091 imported cases), of which 9,183 cases have been discharged from isolation. Newly confirmed cases are 13 in total.

Period (since 3 Jan)	Total	Tested positive (PCR)				Being tested	Tested negative
		Confirmed	Discharged from isolation	Under isolation	Deceased		
As of 0:00 2 May (Sat)	627,562	10,780	9,123	1,407	250	8,496	608,286
As of 0:00 3 May (Sun)	630,973	10,793	9,183	1,360	250	8,588	611,592
Difference	(+)3,411	(+)13	(+)60	(-)47	0	(+)92	(+)3,306



KCDC

Korea Centers for Disease Control & Prevention

The Updates of COVID-19 in Republic of Korea

3 May, 2020

○ Regional distribution of total confirmed cases:

	Total	City									
		Seoul	Busan	Daegu	Incheon	Gwangju	Daejeon	Ulsan	Sejong		
Isolated	1,360	162	18	515	23	2	4	5	4		
Discharged	9,183	473	117	6,167	72	28	36	37	42		
Deceased	250	2	3	174	0	0	0	1	0		
Subtotal	10,793	637	138	6,856	95	30	40	43	46		
New (Difference)	13	2	0	4	0	0	0	0	0		
		Province									Other
		Gyeonggi	Gangwon	Chung-buk	Chung-nam	Jeon-buk	Jeon-nam	Gyeong-buk	Gyeong-nam	Jeju	
Isolated	154	8	3	15	6	3	149	17	5	267	
Discharged	510	43	42	128	12	12	1,165	100	8	191	
Deceased	16	2	0	0	0	0	52	0	0	0	
Subtotal	680	53	45	143	18	15	1,366	117	13	458	
New (Difference)	2	0	0	0	0	0	0	0	0	5	

○ Case distribution and incidence rate by region:

Region	# of cases	(%)	Incidence rate (per 0.1M)	Region	# of cases	(%)	Incidence rate (per 0.1M)
Seoul	637	(5.90)	6.54	Gyeonggi	680	(6.30)	5.13
Busan	138	(1.28)	4.04	Gangwon	53	(0.49)	3.44
Daegu	6,856	(63.52)	281.39	Chungbuk	45	(0.42)	2.81
Incheon	95	(0.88)	3.21	Chungnam	143	(1.32)	6.74
Gwangju	30	(0.28)	2.06	Jeonbuk	18	(0.17)	0.99
Daejeon	40	(0.37)	2.71	Jeonnam	15	(0.14)	0.80
Ulsan	43	(0.40)	3.75	Gyeongbuk	1,366	(12.66)	51.31
Sejong	46	(0.43)	13.44	Gyeongnam	117	(1.08)	3.48
Airport Screening	458	(4.24)	-	Jeju	13	(0.12)	1.94
Total	10,793	(100)	20.82				



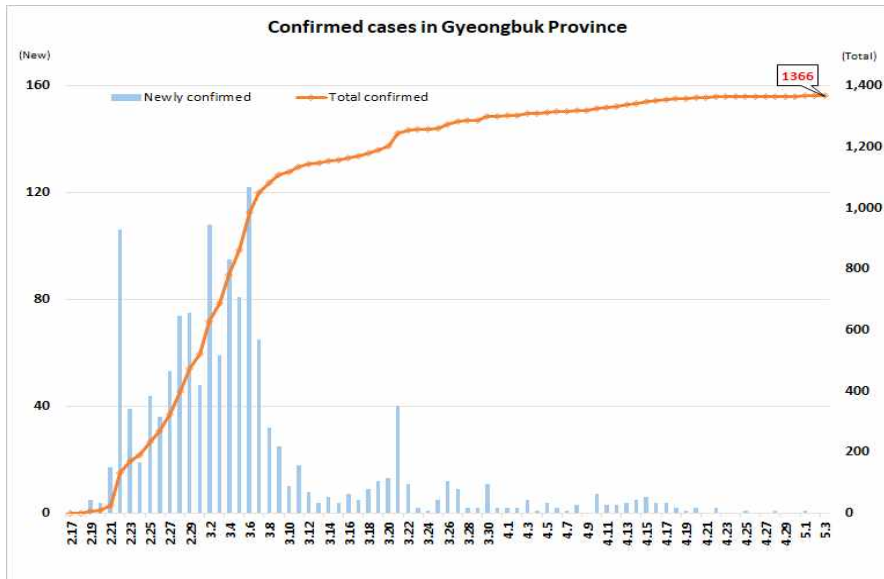
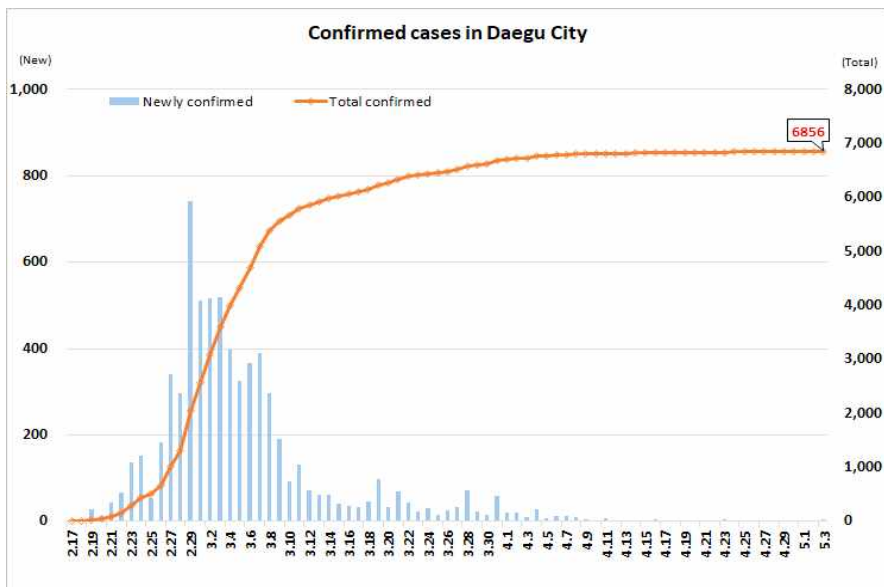
KCDC

Korea Centers for Disease Control & Prevention

The Updates of COVID-19 in Republic of Korea

3 May, 2020

○ Daily case trends by region:

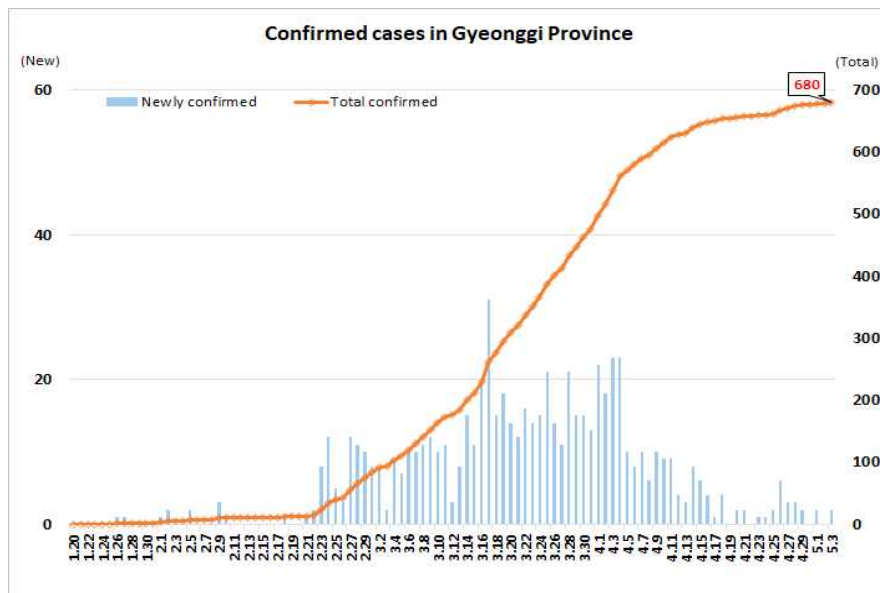
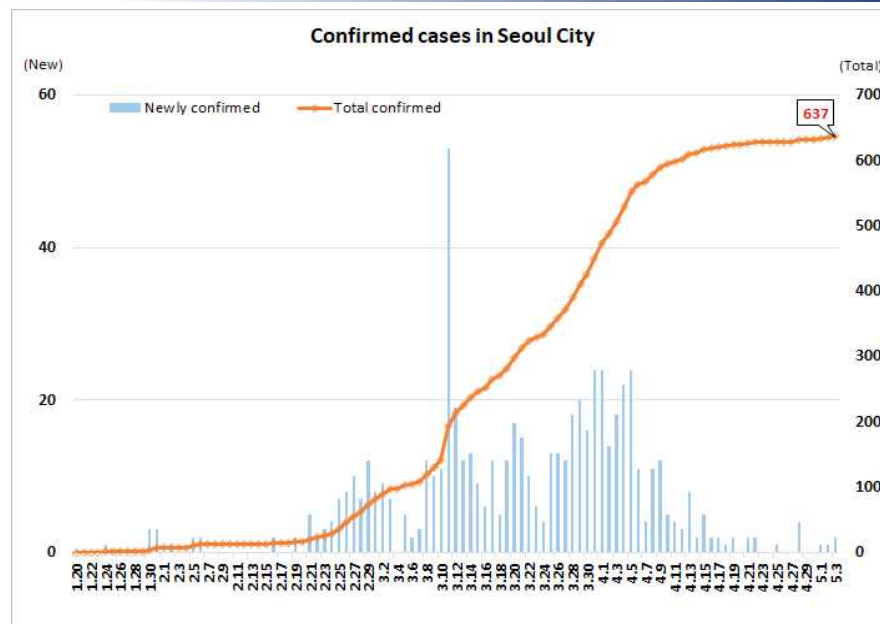


KCDC

Korea Centers for Disease Control & Prevention

The Updates of COVID-19 in Republic of Korea

3 May, 2020





KCDC

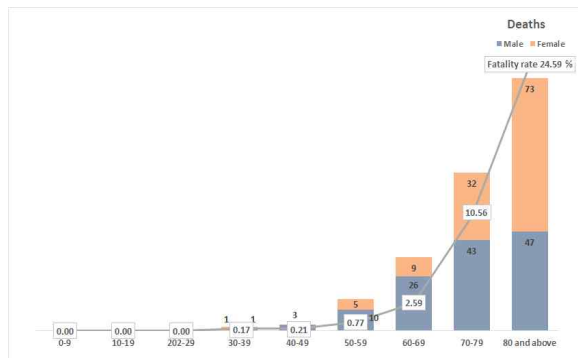
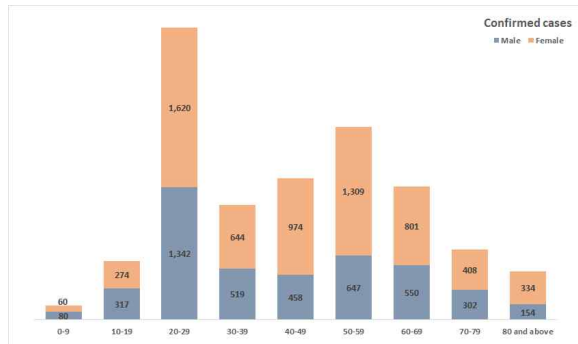
Korea Centers for Disease Control & Prevention

The Updates of COVID-19 in Republic of Korea

3 May, 2020

○ Case distribution by gender and age group:

		Confirmed Cases (%)	Deaths (%)	Fatality rate (%)
Total		10,793 (100)	250 (100)	2.32
Sex	Male	4,369 (40.48)	130 (52.00)	2.98
	Female	6,424 (59.52)	120 (48.00)	1.87
Age	80 and above	488 (4.52)	120 (48.00)	24.59
	70-79	710 (6.58)	75 (30.00)	10.56
	60-69	1,351 (12.52)	35 (14.00)	2.59
	50-59	1,956 (18.12)	15 (6.00)	0.77
	40-49	1,432 (13.27)	3 (1.20)	0.21
	30-39	1,163 (10.78)	2 (0.80)	0.17
	20-29	2,962 (27.44)	0 (0.00)	-
	10-19	591 (5.48)	0 (0.00)	-
	0-9	140 (1.30)	0 (0.00)	-



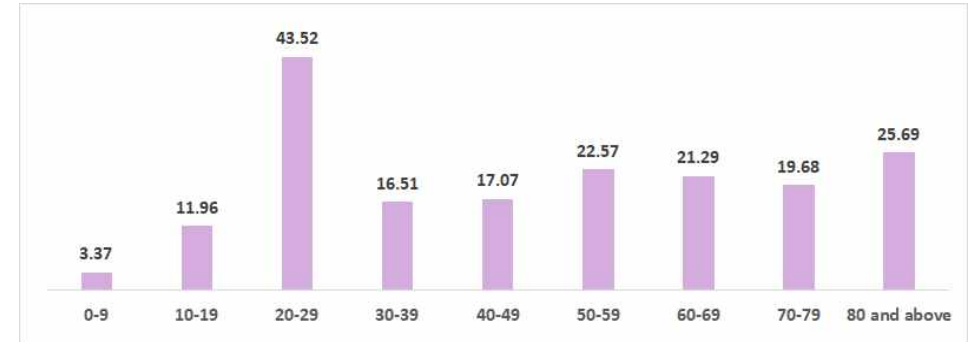
KCDC

Korea Centers for Disease Control & Prevention

The Updates of COVID-19 in Republic of Korea

3 May, 2020

○ Incidence rate by age group (per 100,000):



○ Imported cases:

