



KCDC

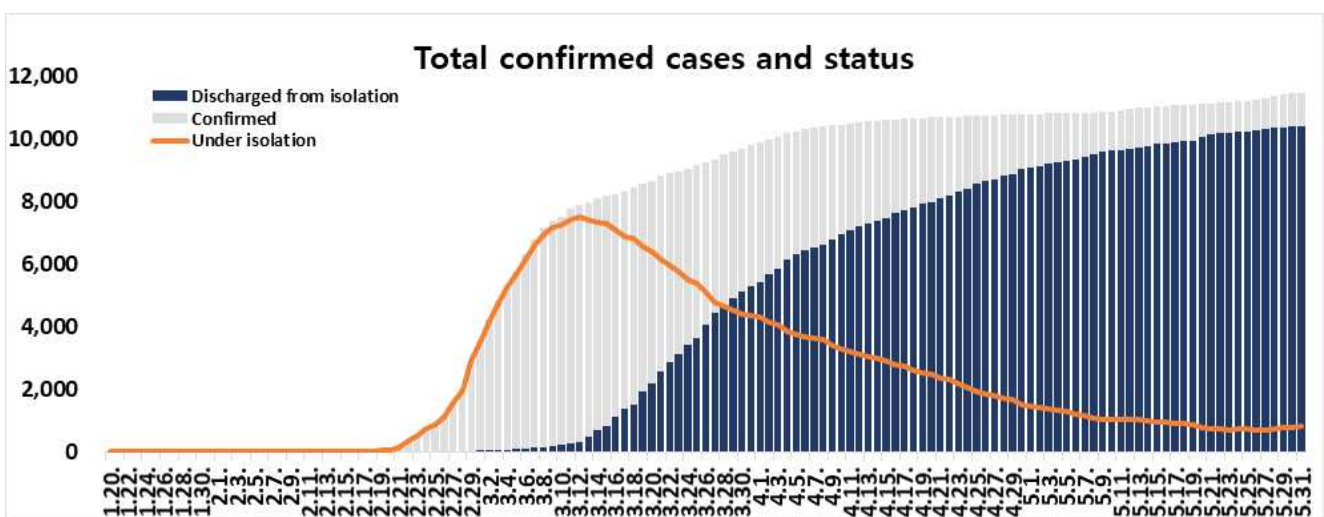
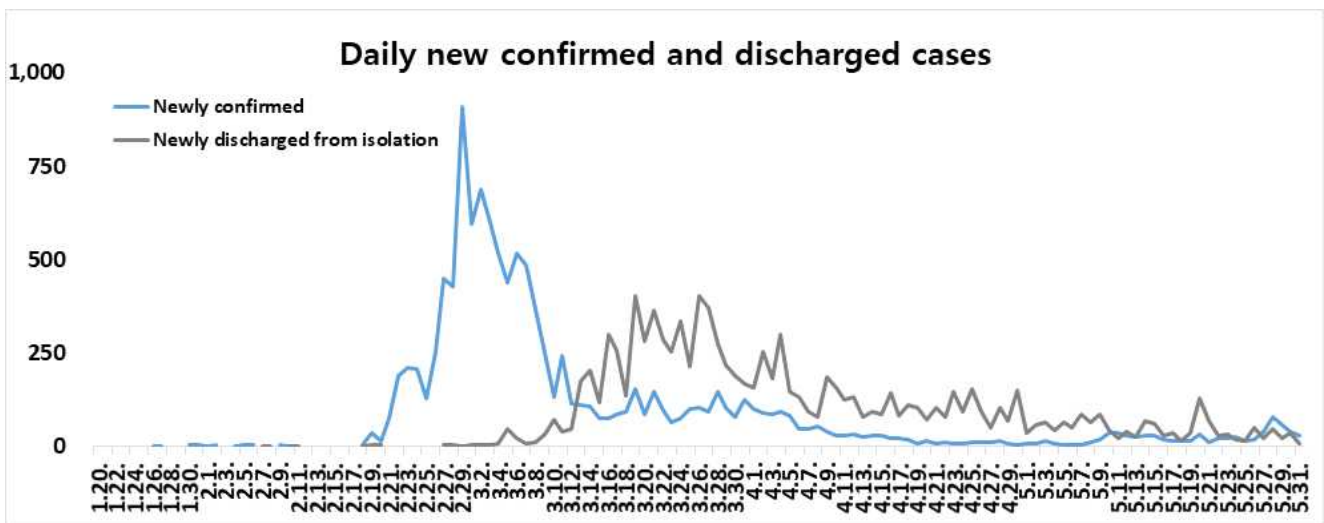
Korea Centers for Disease Control & Prevention

Updates on COVID-19 in Republic of Korea

31 May 2020

○ As of 0:00, 31 May 2020, the total number of confirmed cases is 11,468 (including 1,259 imported cases), of which 10,405 cases have been discharged from isolation. Newly confirmed cases are 27 in total.

Period (since 3 Jan)	Total	Tested positive (PCR)				Testing in progress	Tested negative (PCR)
		Confirmed	Discharged from isolation	Under isolation	Deceased		
As of 0:00 30 May (Sat)	902,901	11,441	10,398	774	269	26,298	865,162
As of 0:00 31 May (Sun)	910,822	11,468	10,405	793	270	23,294	876,060
Difference	(+)7,921	(+)27	(+)7	(+)19	(+)1	(-)3,004	(+)10,898





KCDC

Korea Centers for Disease Control & Prevention

Updates on COVID-19 in Republic of Korea

31 May 2020

○ Regional distribution of total confirmed cases:

	Total	City							
		Seoul	Busan	Daegu	Incheon	Gwangju	Daejeon	Ulsan	Sejong
Isolated	793	230	6	91	112	2	3	6	0
Discharged	10,405	627	138	6,607	94	30	42	45	47
Deceased	270	4	3	185	0	0	1	1	0
Subtotal	11,468	861	147	6,883	206	32	46	52	47
New (Difference)	27	6	1	1	3	0	1	2	0

	Total	Province								
		Gyeonggi	Gangwon	Chungbuk	Chungnam	Jeonbuk	Jeonnam	Gyeongbuk	Gyeongnam	Jeju
Isolated	171	4	11	4	2	2	30	2	2	115
Discharged	650	50	49	142	19	17	1,295	121	13	419
Deceased	19	3	0	0	0	0	54	0	0	0
Subtotal	840	57	60	146	21	19	1,379	123	15	534
New (Difference)	12	0	0	0	0	0	0	0	1	0

○ Case distribution by region:

Region	# of cases	(%)	Incidence rate (per 0.1M)	Region	# of cases	(%)	Incidence rate (per 0.1M)
Seoul	861	(7.51)	8.85	Gyeonggi	840	(7.32)	6.34
Busan	147	(1.28)	4.31	Gangwon	57	(0.50)	3.70
Daegu	6,883	(60.02)	282.50	Chungbuk	60	(0.52)	3.75
Incheon	206	(1.80)	6.97	Chungnam	146	(1.27)	6.88
Gwangju	32	(0.28)	2.20	Jeonbuk	21	(0.18)	1.16
Daejeon	46	(0.40)	3.12	Jeonnam	19	(0.17)	1.02
Ulsan	52	(0.45)	4.53	Gyeongbuk	1,379	(12.02)	51.79
Sejong	47	(0.41)	13.73	Gyeongnam	123	(1.07)	3.66
Border Screening	534	(4.66)	-	Jeju	15	(0.13)	2.24
Total				11,468 (100) 22.12			



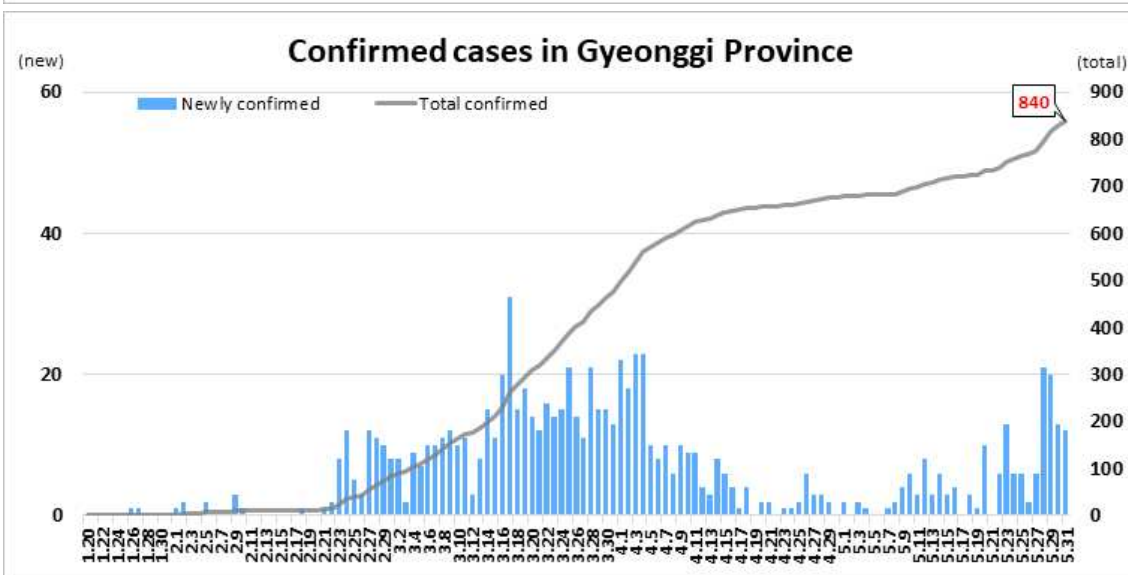
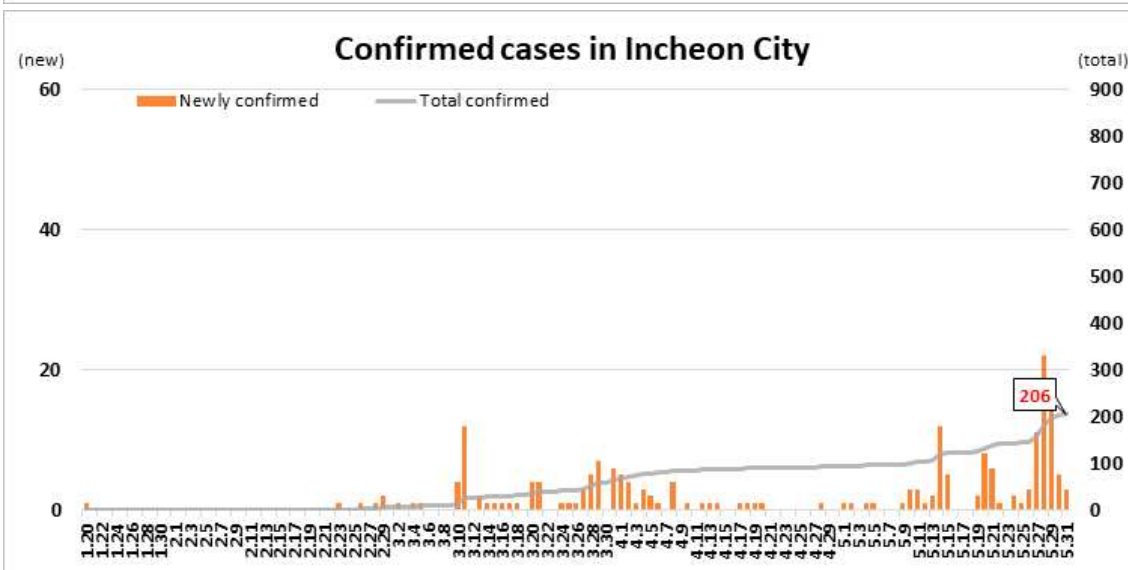
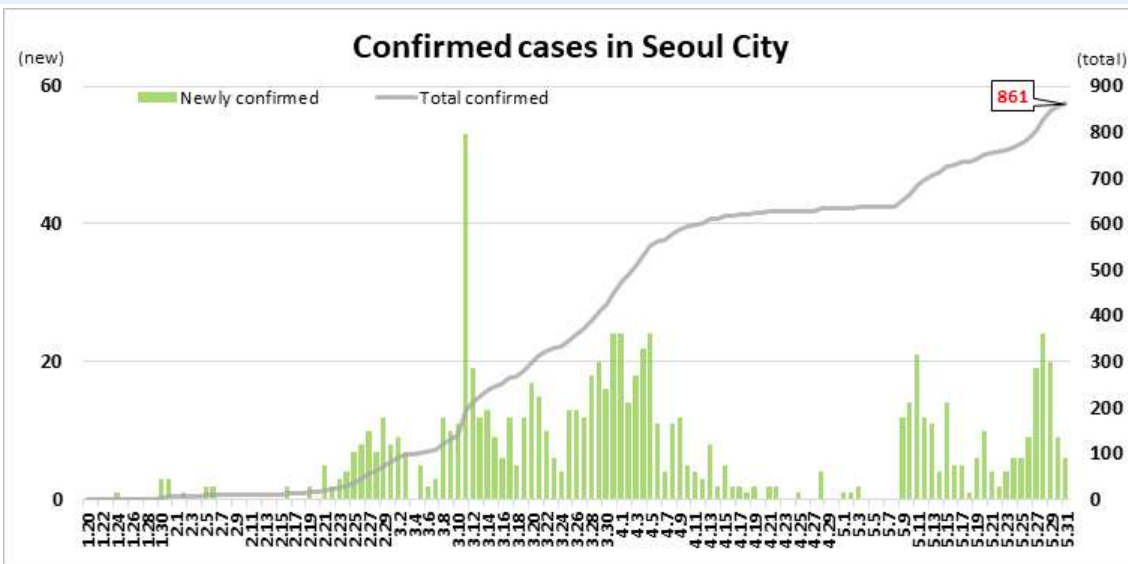
KCDC

Korea Centers for Disease Control & Prevention

Updates on COVID-19 in Republic of Korea

31 May 2020

DAILY NEW AND TOTAL CASES IN SEOUL/INCHEON/GYEONGGI REGIONS





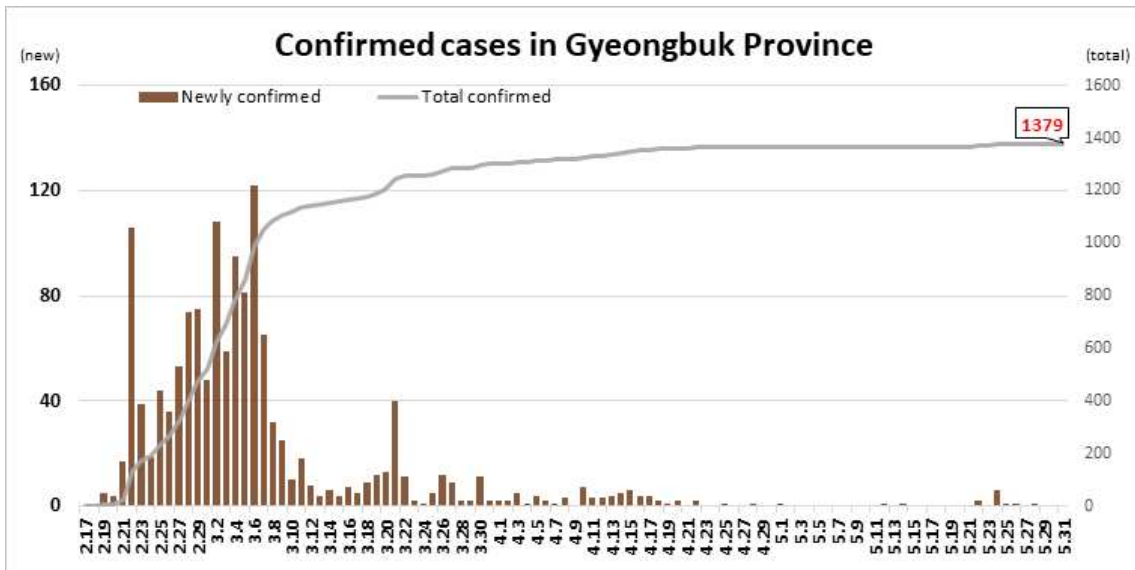
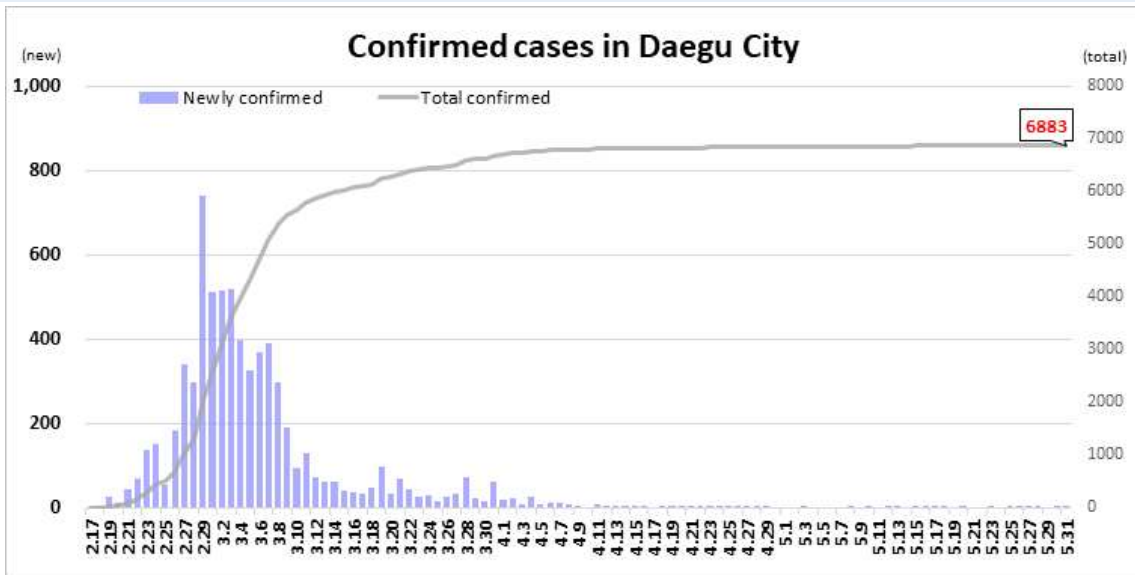
KCDC

Korea Centers for Disease Control & Prevention

Updates on COVID-19 in Republic of Korea

31 May 2020

DAILY NEW AND TOTAL CASES IN DAEGU/GYEONGBUK REGIONS





KCDC

Korea Centers for Disease Control & Prevention

Updates on COVID-19 in Republic of Korea

31 May 2020

○ Distribution by gender and age group:

		Confirmed Cases (%)	Deaths (%)	Fatality rate (%)
Total		11,468 (100)	270 (100)	2.35
Sex	Male	4,795 (41.81)	143 (52.96)	2.98
	Female	6,673 (58.19)	127 (47.04)	1.90
Age	80 and above	498 (4.34)	131 (48.52)	26.31
	70-79	725 (6.32)	80 (29.63)	11.03
	60-69	1,405 (12.25)	39 (14.44)	2.78
	50-59	2,039 (17.78)	15 (5.56)	0.74
	40-49	1,521 (13.26)	3 (1.11)	0.20
	30-39	1,292 (11.27)	2 (0.74)	0.15
	20-29	3,176 (27.69)	0 (0.00)	-
	10-19	655 (5.71)	0 (0.00)	-
	0-9	157 (1.37)	0 (0.00)	-

INCIDENCE RATE BY AGE GROUP (PER 100,000)



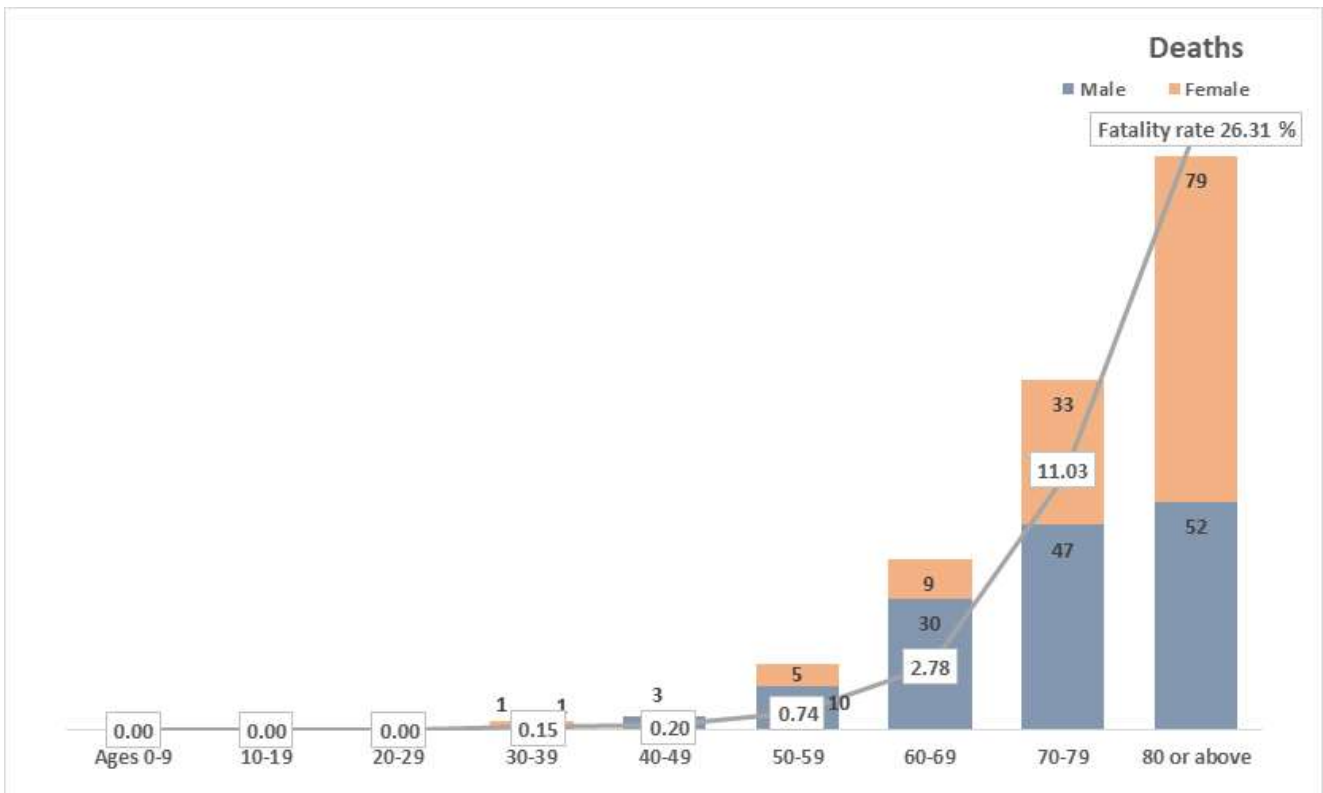
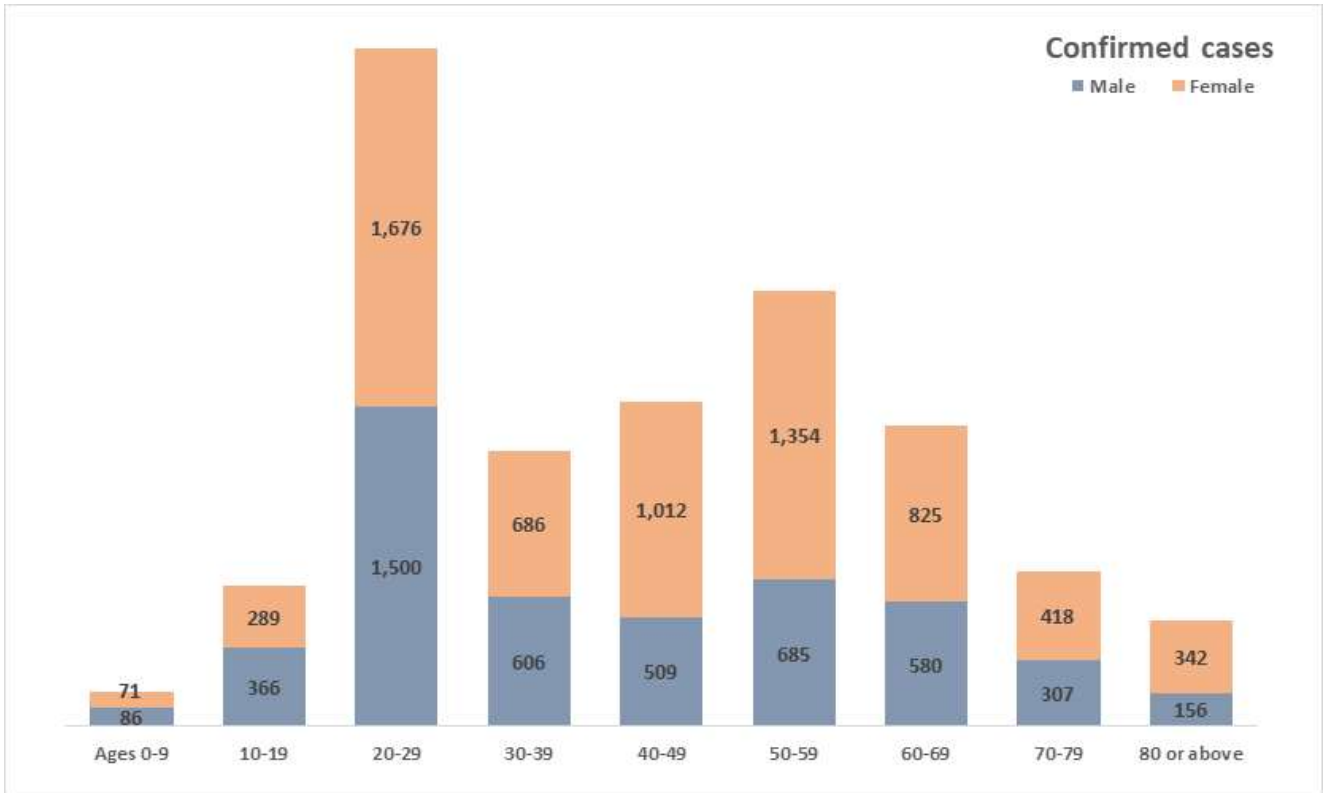


KCDC

Korea Centers for Disease Control & Prevention

Updates on COVID-19 in Republic of Korea

31 May 2020





KCDC

Korea Centers for Disease Control & Prevention

Updates on COVID-19 in Republic of Korea

31 May 2020

IMPORTED CASES

