



KCDC

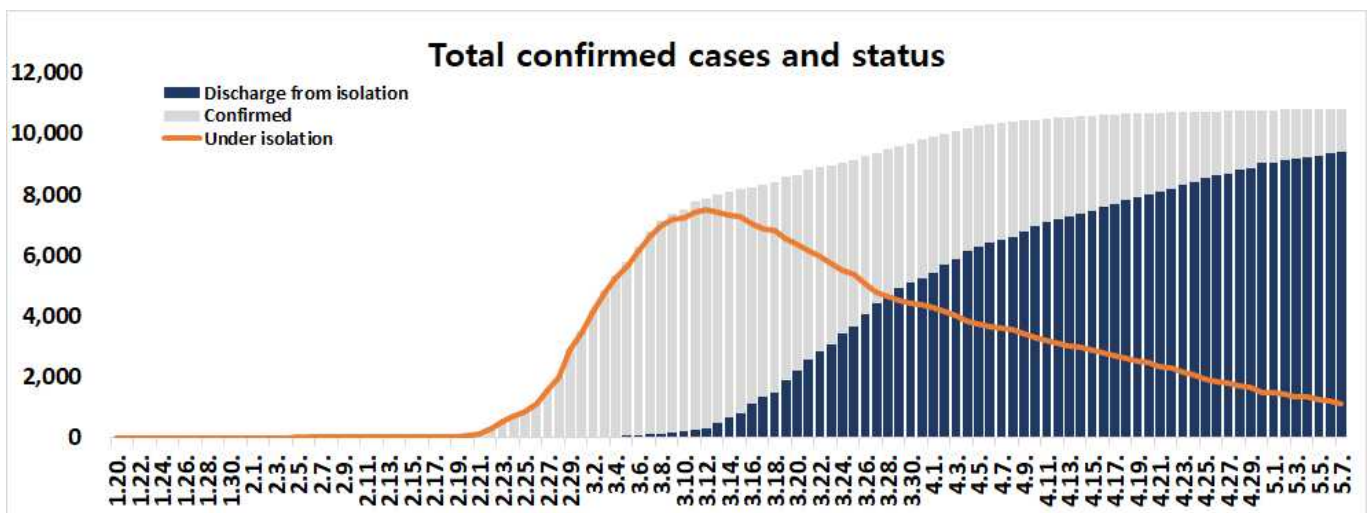
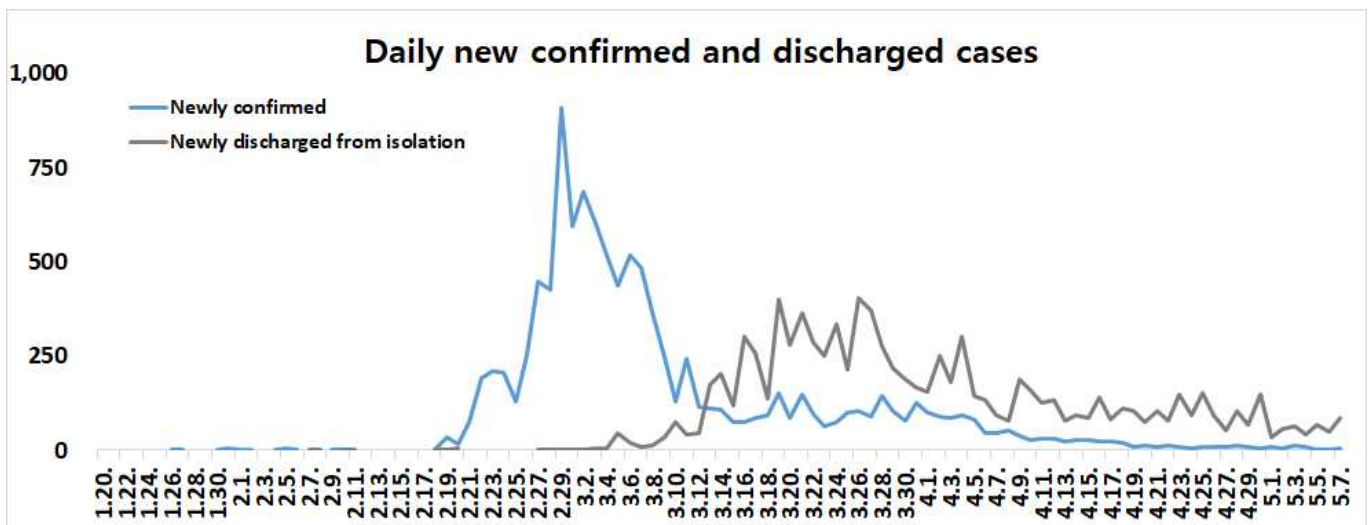
Korea Centers for Disease Control & Prevention

Updates on COVID-19 in Republic of Korea

7 May 2020

○ As of 0:00, 7 May 2020, the total number of confirmed cases is 10,810 (including 1,107 imported cases), of which 9,419 cases have been discharged from isolation. Newly confirmed cases are 4 in total.

Period (since 3 Jan)	Total	Tested positive (PCR)				Testing in progress	Tested negative (PCR)
		Confirmed	Discharged from isolation	Under isolation	Deceased		
As of 0:00 6 May (Wed)	643,095	10,806	9,333	1,218	255	8,009	624,280
As of 0:00 7 May (Thurs)	649,388	10,810	9,419	1,135	256	8,429	630,149
Difference	(+)6,293	(+)4	(+)86	(-)-83	(+)1	(+)420	(+)5,869





KCDC

Korea Centers for Disease Control & Prevention

Updates on COVID-19 in Republic of Korea

7 May 2020

○ Regional distribution of total confirmed cases:

	Total	City							
		Seoul	Busan	Daegu	Incheon	Gwangju	Daejeon	Ulsan	Sejong
Isolated	1,135	127	15	429	25	2	2	6	1
Discharged	9,419	508	120	6,249	72	28	38	37	45
Deceased	256	2	3	178	0	0	1	1	0
Subtotal	10,810	637	138	6,856	97	30	41	44	46
New (Difference)	4	0	0	0	0	0	1	0	0

	Total	Province									Other
		Gyeonggi	Gangwon	Chungbuk	Chungnam	Jeonbuk	Jeonnam	Gyeongbuk	Gyeongnam	Jeju	
Isolated	128	9	4	15	4	4	115	12	1	236	
Discharged	538	42	42	128	14	12	1,198	105	12	231	
Deceased	16	2	0	0	0	0	53	0	0	0	
Subtotal	682	53	46	143	18	16	1,366	117	13	467	
New (Difference)	1	0	1	0	0	0	0	0	0	1	

○ Case distribution and incidence rate by region:

Region	# of cases	(%)	Incidence rate (per 0.1M)	Region	# of cases	(%)	Incidence rate (per 0.1M)
Seoul	637	(5.89)	6.54	Gyeonggi	682	(6.31)	5.15
Busan	138	(1.28)	4.04	Gangwon	53	(0.49)	3.44
Daegu	6,856	(63.42)	281.39	Chungbuk	46	(0.43)	2.88
Incheon	97	(0.90)	3.28	Chungnam	143	(1.32)	6.74
Gwangju	30	(0.28)	2.06	Jeonbuk	18	(0.17)	0.99
Daejeon	41	(0.38)	2.78	Jeonnam	16	(0.15)	0.86
Ulsan	44	(0.41)	3.84	Gyeongbuk	1,366	(12.64)	51.31
Sejong	46	(0.43)	13.44	Gyeongnam	117	(1.08)	3.48
Border Screening	467	(4.32)	-	Jeju	13	(0.12)	1.94
Total				10,810 (100) 20.85			



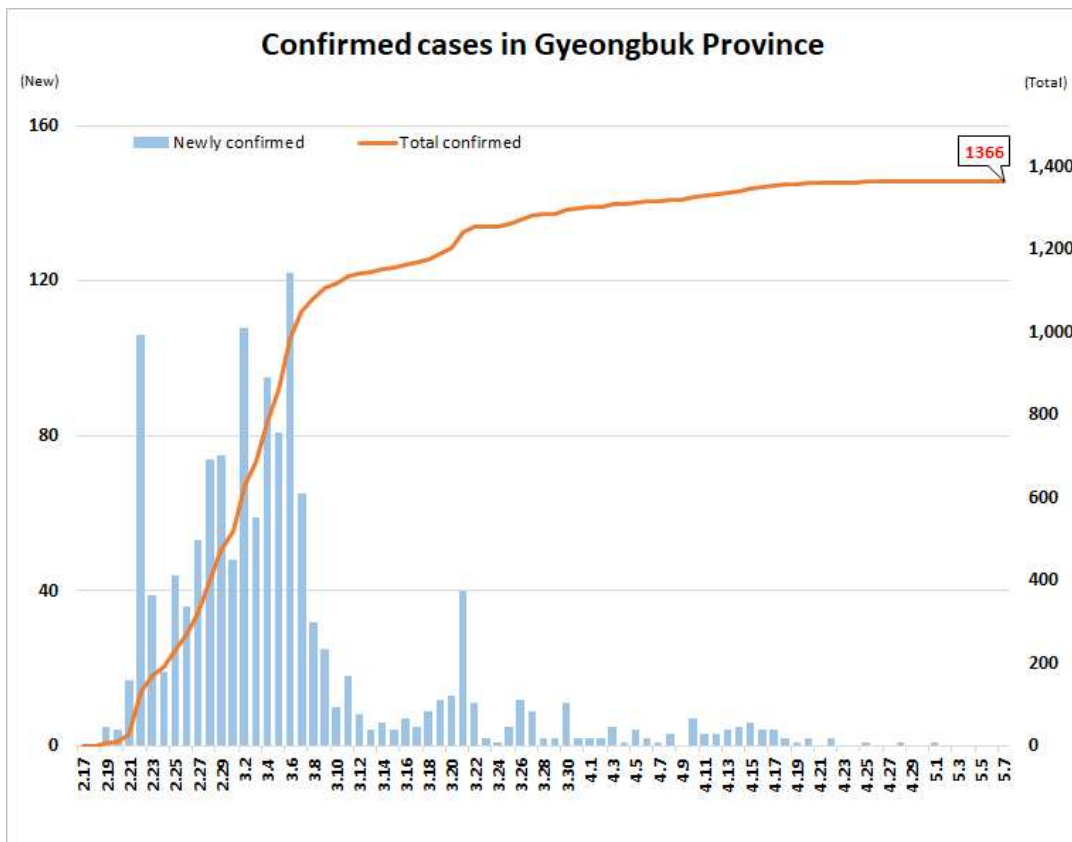
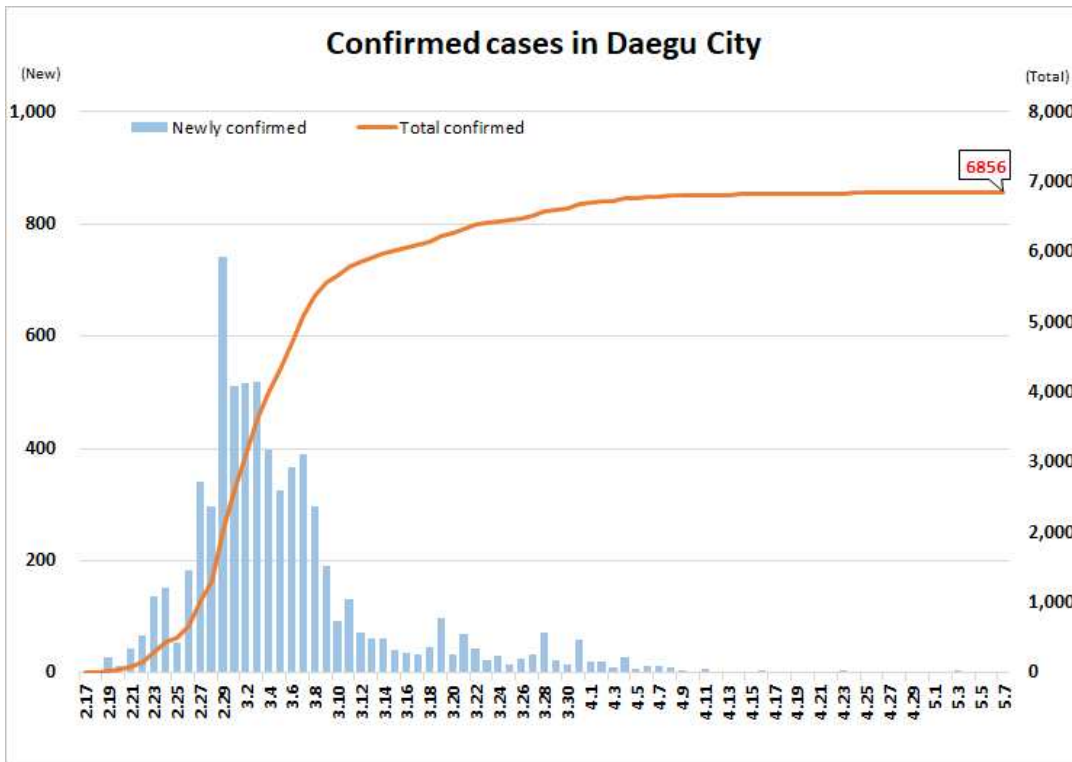
KCDC

Korea Centers for Disease Control & Prevention

Updates on COVID-19 in Republic of Korea

7 May 2020

○ Daily case trends by region:



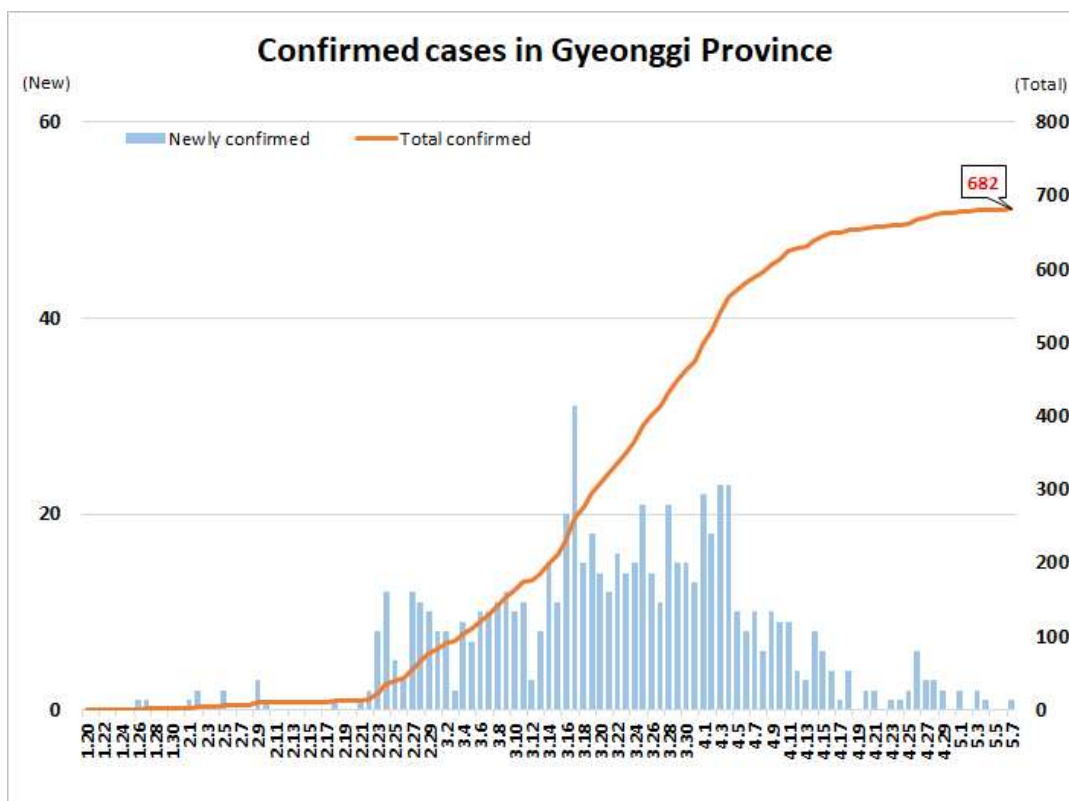
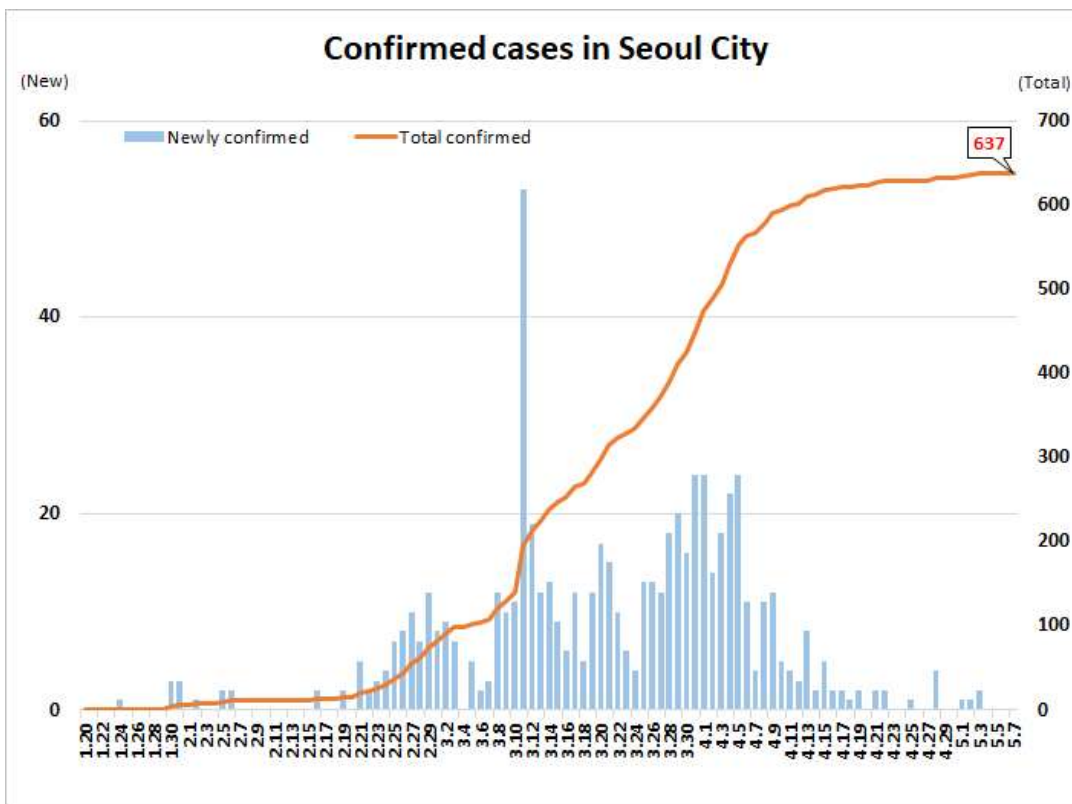


KCDC

Korea Centers for Disease Control & Prevention

Updates on COVID-19 in Republic of Korea

7 May 2020





KCDC

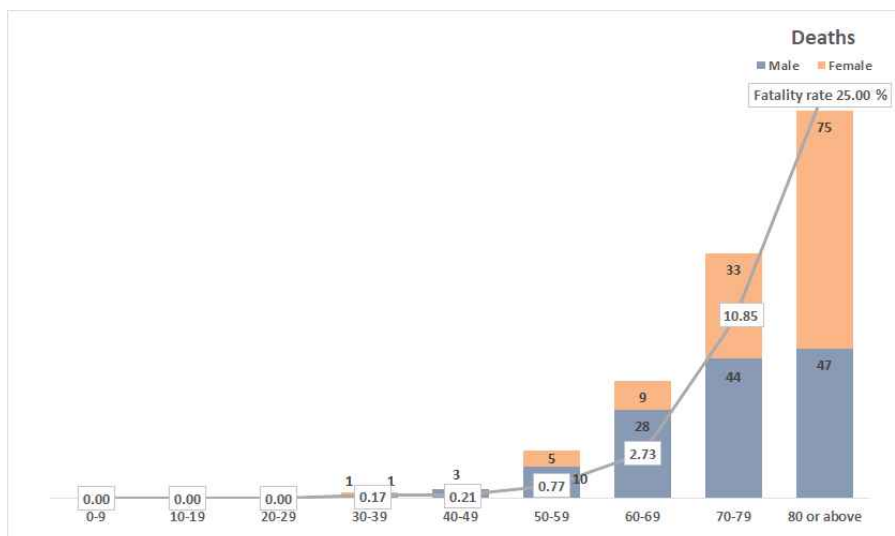
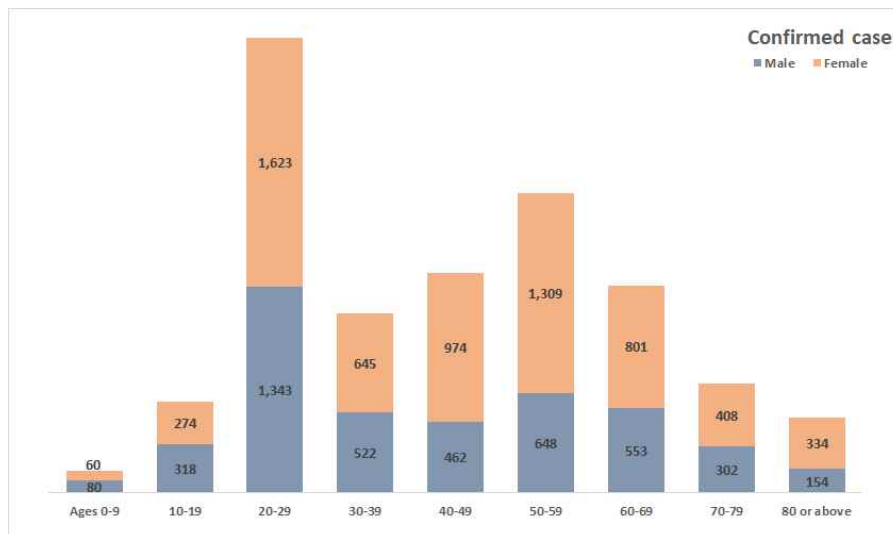
Korea Centers for Disease Control & Prevention

Updates on COVID-19 in Republic of Korea

7 May 2020

○ Case distribution by gender and age group:

		Confirmed Cases (%)	Deaths (%)	Fatality rate (%)
Total		10,810 (100)	256 (100)	2.37
Sex	Male	4,382 (40.54)	133 (51.95)	3.04
	Female	6,428 (59.46)	123 (48.05)	1.91
Age	80 or above	488 (4.51)	122 (47.66)	25.00
	70-79	710 (6.57)	77 (30.08)	10.85
	60-69	1,354 (12.53)	37 (14.45)	2.73
	50-59	1,957 (18.10)	15 (5.86)	0.77
	40-49	1,436 (13.28)	3 (1.17)	0.21
	30-39	1,167 (10.80)	2 (0.78)	0.17
	20-29	2,966 (27.44)	0 (0.00)	-
	10-19	592 (5.48)	0 (0.00)	-
	0-9	140 (1.30)	0 (0.00)	-





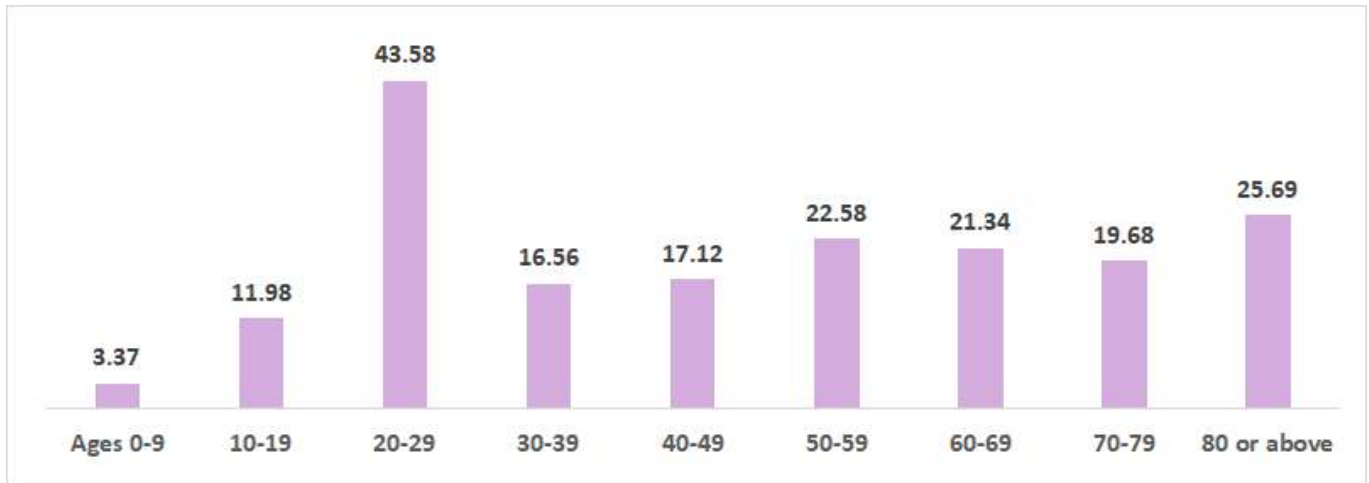
KCDC

Korea Centers for Disease Control & Prevention

Updates on COVID-19 in Republic of Korea

7 May 2020

○ Incidence rate by age group (per 100,000):



○ Imported cases:

