



KCDC

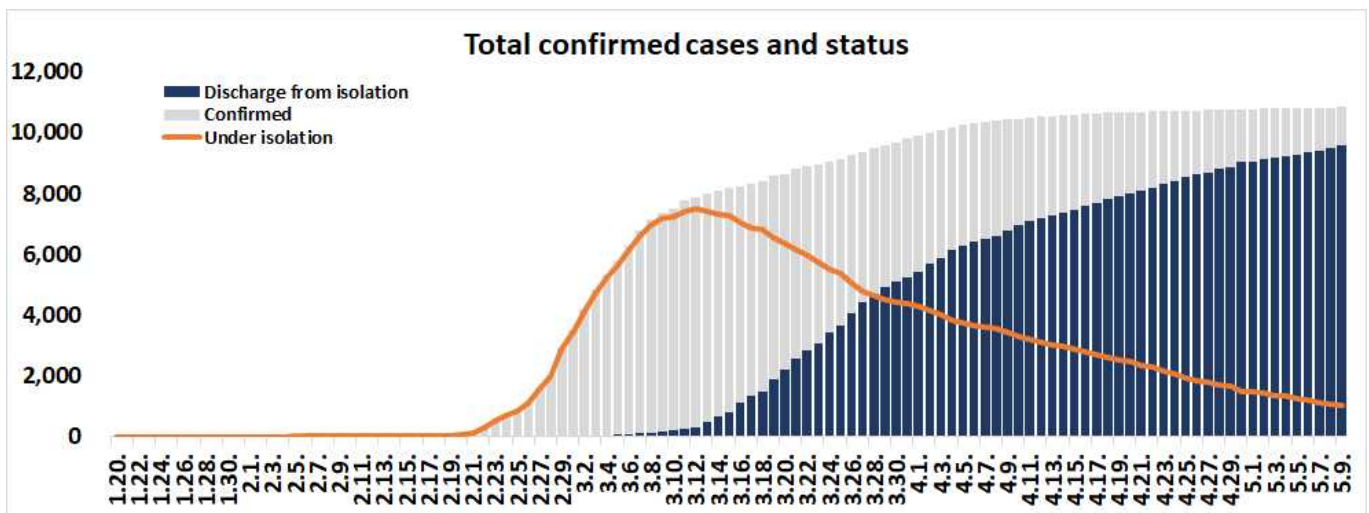
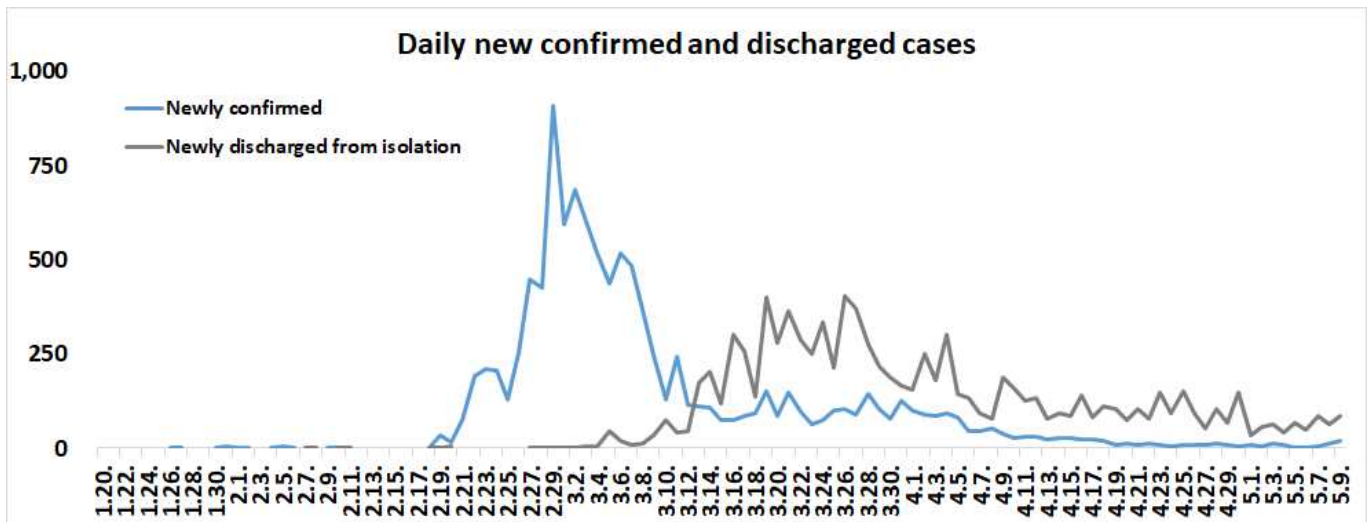
Korea Centers for Disease Control & Prevention

# Updates on COVID-19 in Republic of Korea

9 May 2020

○ As of 0:00, 9 May 2020, the total number of confirmed cases is 10,840 (including 1,119 imported cases), of which 9,568 cases have been discharged from isolation. Newly confirmed cases are 18 in total.

Period (since 3 Jan)	Total	Tested positive (PCR)				Testing in progress	Tested negative (PCR)
		Confirmed	Discharged from isolation	Under isolation	Deceased		
As of 0:00 8 May (Fri)	654,863	10,822	9,484	1,082	256	8,867	635,174
<b>As of 0:00 9 May (Sat)</b>	660,030	10,840	9,568	1,016	256	9,153	640,037
Difference	(+)5,167	(+)18	(+)84	(-)66	0	(+)286	(+)4,863





KCDC

Korea Centers for Disease Control & Prevention

# Updates on COVID-19 in Republic of Korea

9 May 2020

○ Regional distribution of total confirmed cases:

	Total	City							
		Seoul	Busan	Daegu	Incheon	Gwangju	Daejeon	Ulsan	Sejong
Isolated	1,016	111	13	375	20	1	2	5	1
Discharged	9,568	536	125	6,306	78	29	38	38	45
Deceased	256	2	3	178	0	0	1	1	0
<b>Subtotal</b>	<b>10,840</b>	<b>649</b>	<b>141</b>	<b>6,859</b>	<b>98</b>	<b>30</b>	<b>41</b>	<b>44</b>	<b>46</b>
New (Difference)	18	12	1	0	1	0	0	0	0

	Total	Province								
		Gyeonggi	Gangwon	Chungbuk	Chungnam	Jeonbuk	Jeonnam	Gyeongbuk	Gyeongnam	Jeju
Isolated	124	10	6	10	5	4	98	10	0	221
Discharged	548	41	41	133	14	12	1,215	107	13	249
Deceased	16	2	0	0	0	0	53	0	0	0
<b>Subtotal</b>	<b>688</b>	<b>53</b>	<b>47</b>	<b>143</b>	<b>19</b>	<b>16</b>	<b>1,366</b>	<b>117</b>	<b>13</b>	<b>470</b>
New (Difference)	4	0	0	0	0	0	0	0	0	0

○ Case distribution and incidence rate by region:

Region	# of cases	(%)	Incidence rate (per 0.1M)	Region	# of cases	(%)	Incidence rate (per 0.1M)
Seoul	649	(5.99)	6.67	Gyeonggi	688	(6.35)	5.19
Busan	141	(1.30)	4.13	Gangwon	53	(0.49)	3.44
Daegu	6,859	(63.27)	281.51	Chungbuk	47	(0.43)	2.94
Incheon	98	(0.90)	3.32	Chungnam	143	(1.32)	6.74
Gwangju	30	(0.28)	2.06	Jeonbuk	19	(0.18)	1.05
Daejeon	41	(0.38)	2.78	Jeonnam	16	(0.15)	0.86
Ulsan	44	(0.41)	3.84	Gyeongbuk	1,366	(12.60)	51.31
Sejong	46	(0.42)	13.44	Gyeongnam	117	(1.08)	3.48
Border Screening	470	(4.34)	-	Jeju	13	(0.12)	1.94
<b>Total</b>				<b>10,840 (100) 20.91</b>			



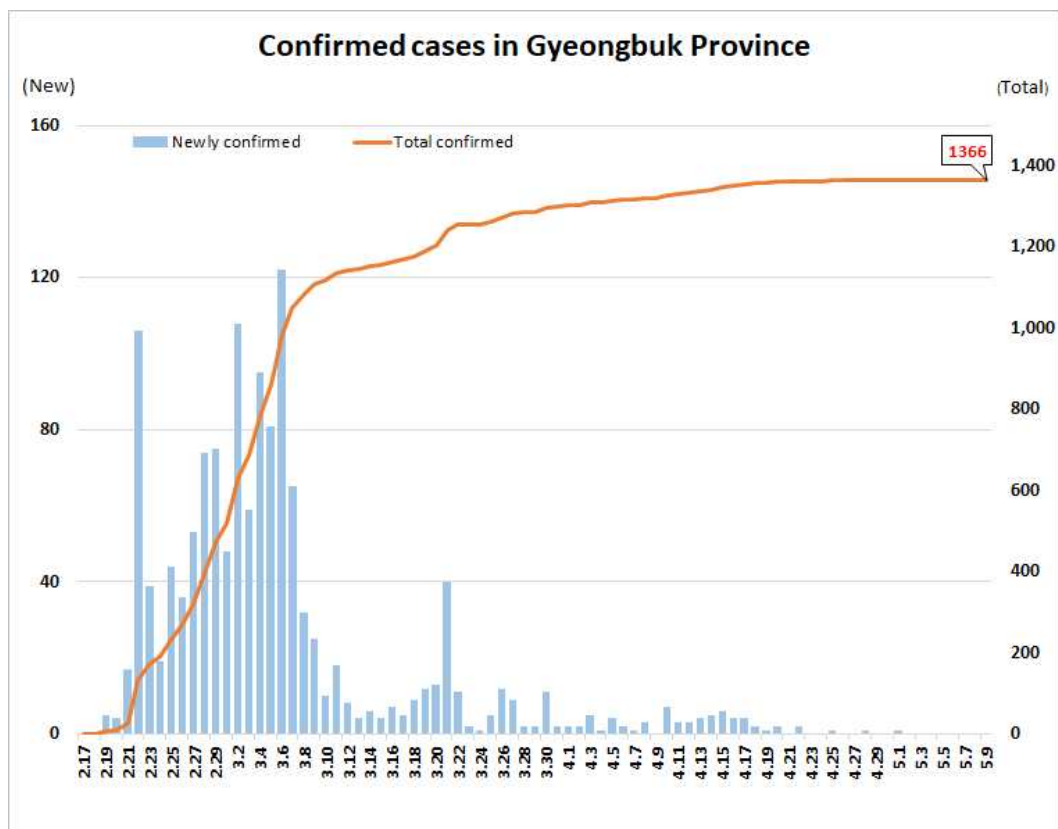
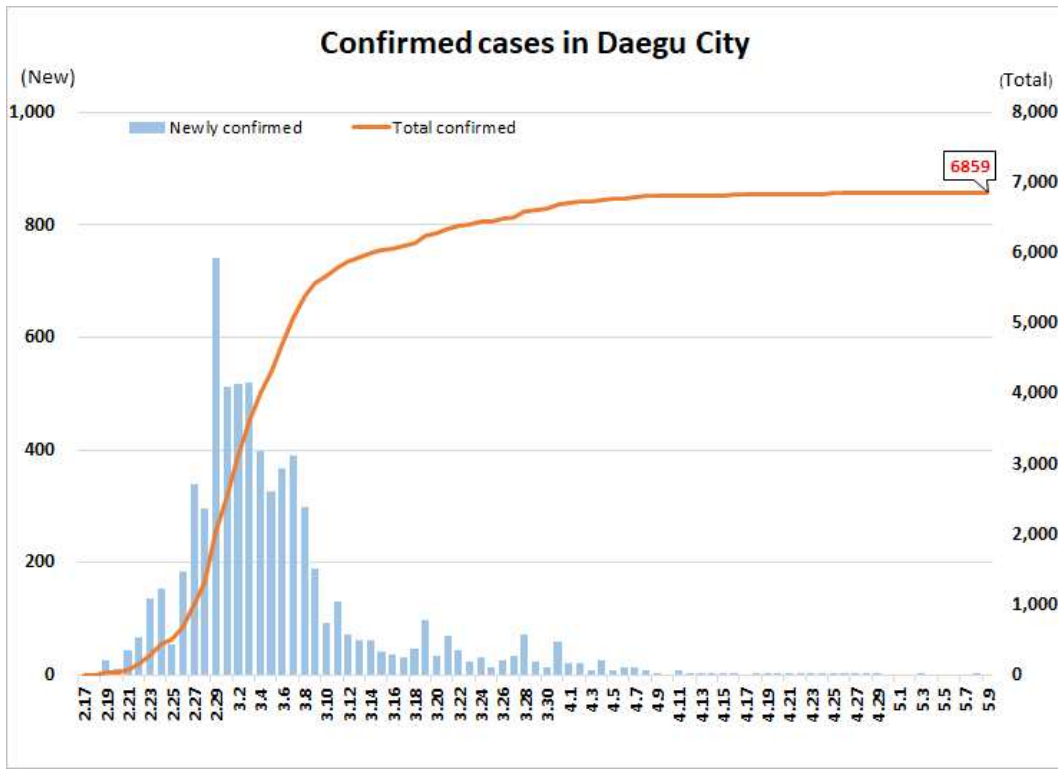
KCDC

Korea Centers for Disease Control & Prevention

# Updates on COVID-19 in Republic of Korea

9 May 2020

## ○ Daily case trends by region:



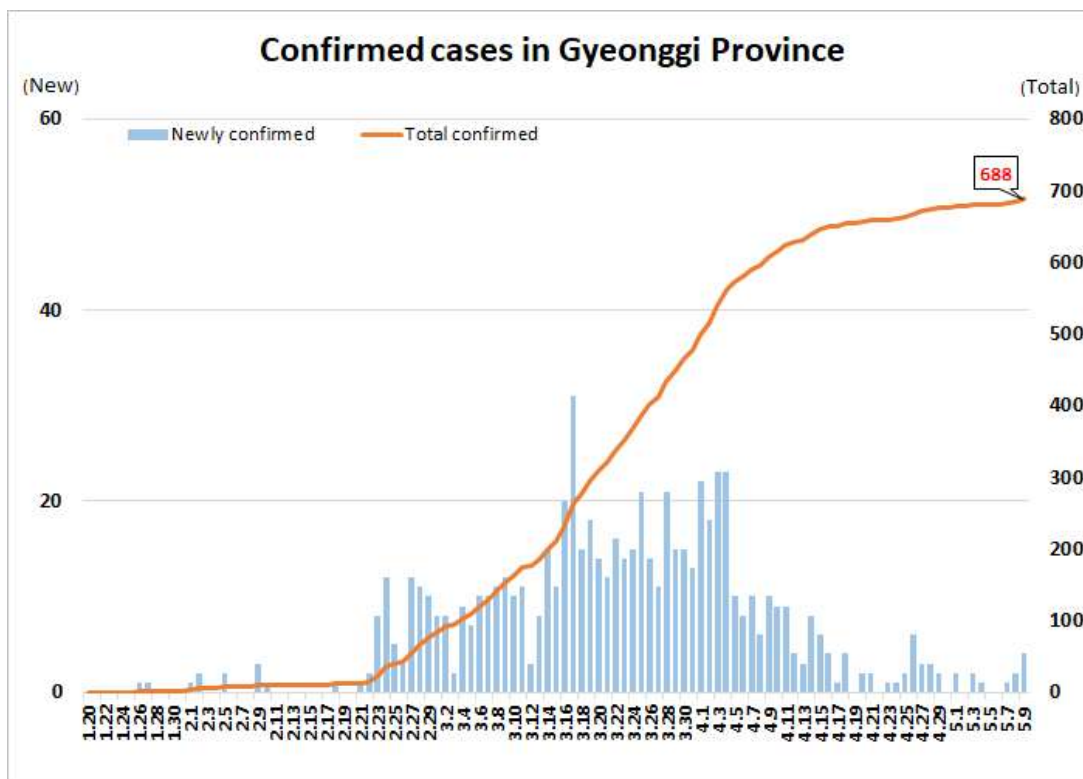
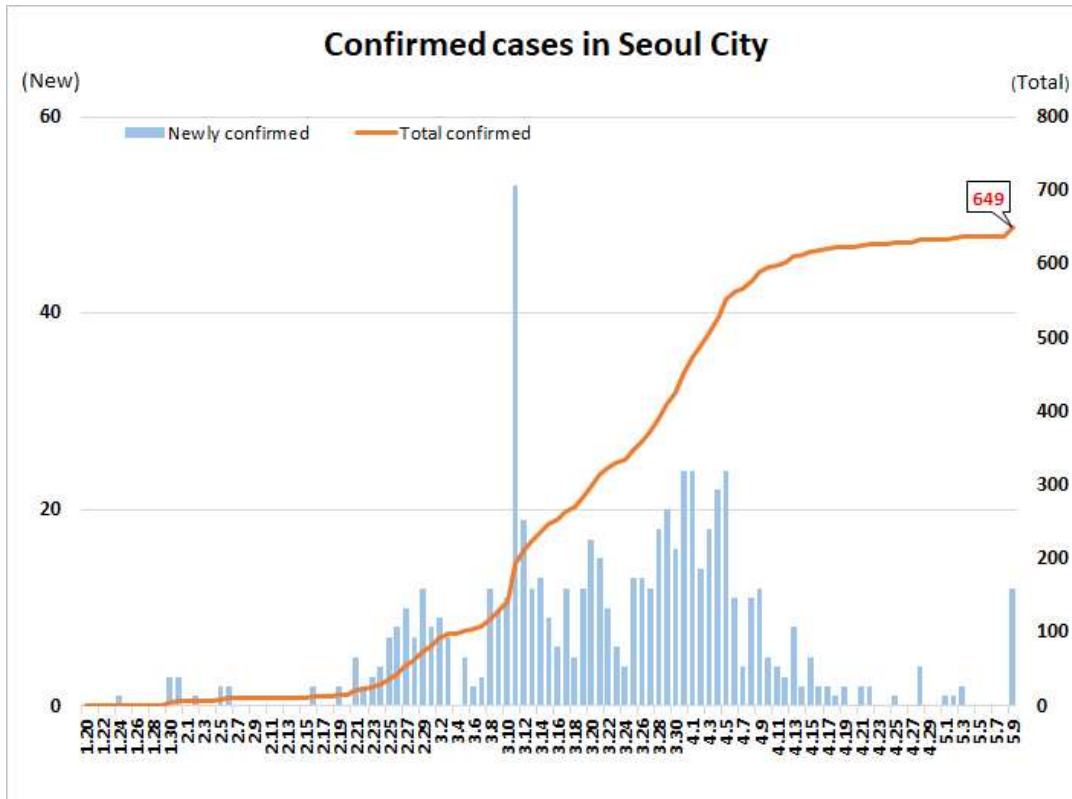


KCDC

Korea Centers for Disease Control & Prevention

# Updates on COVID-19 in Republic of Korea

9 May 2020





KCDC

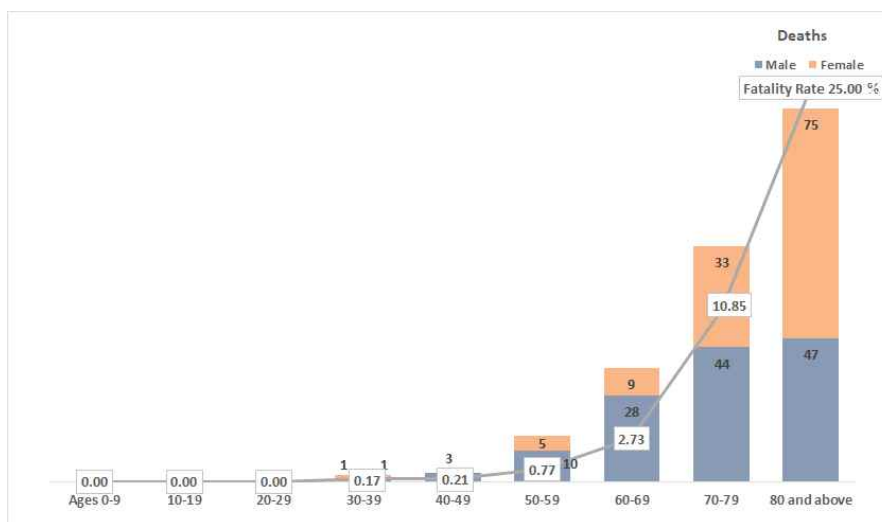
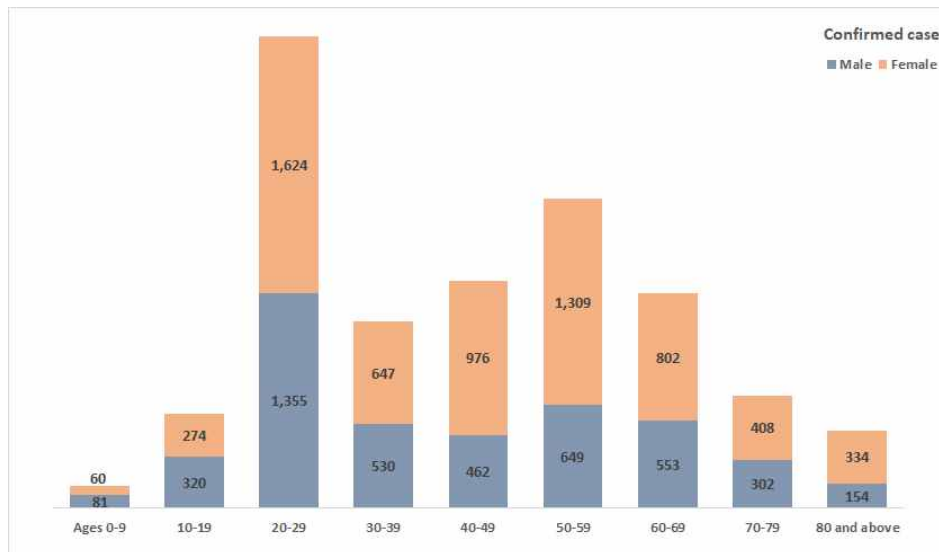
Korea Centers for Disease Control & Prevention

# Updates on COVID-19 in Republic of Korea

9 May 2020

○ Case distribution by gender and age group:

		Confirmed Cases (%)	Deaths (%)	Fatality rate (%)
Total		10,840 (100)	256 (100)	2.36
Sex	Male	4,406 (40.65)	133 (51.95)	3.02
	Female	6,434 (59.35)	123 (48.05)	1.91
Age	80 or above	488 (4.50)	122 (47.66)	25.00
	70-79	710 (6.55)	77 (30.08)	10.85
	60-69	1,355 (12.50)	37 (14.45)	2.73
	50-59	1,958 (18.06)	15 (5.86)	0.77
	40-49	1,438 (13.27)	3 (1.17)	0.21
	30-39	1,177 (10.86)	2 (0.78)	0.17
	20-29	2,979 (27.48)	0 (0.00)	-
	10-19	594 (5.48)	0 (0.00)	-
	0-9	141 (1.30)	0 (0.00)	-





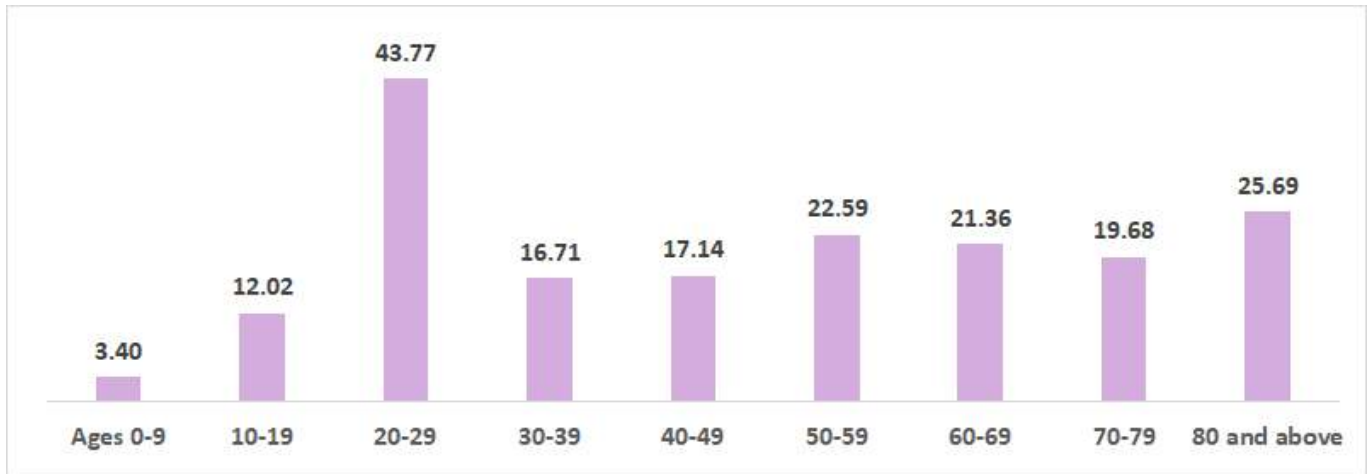
KCDC

Korea Centers for Disease Control & Prevention

# Updates on COVID-19 in Republic of Korea

9 May 2020

## ○ Incidence rate by age group (per 100,000):



## ○ Imported cases:

