



KDCA

Korea Disease Control and Prevention Agency

Updates on COVID-19 in Republic of Korea

23 October 2020

□ As of 0:00, 23 October 2020, the total number of confirmed cases is 25,698 (including 3,616 imported cases), of which 23,717 cases have been discharged from isolation. There are 138 new local cases, 17 new imported cases, and 2 new deaths.

Local transmission cases, as of 0:00, 23 October (cumulative since 3 January 2020)

	Total	City							
		Seoul	Busan	Daegu	Incheon	Gwangju	Daejeon	Ulsan	Sejong
New	138	19	0	5	4	4	0	0	0
Cumulative	22,082	5,315	531	7,060	911	447	387	118	61
	Total	Province							
		Gyeonggi	Gangwon	Chung-buk	Chung-nam	Jeon-buk	Jeon-nam	Gyeong-buk	Gyeong-nam
New	98	1	0	4	2	1	0	0	0
Cumulative	4,420	216	143	452	114	137	1,512	219	39

Imported cases, as of 0:00, 23 October (cumulative since 3 January 2020)

	Total	Region/Country						Where confirmed		Nationality	
		China	Asia ex-China	Europe	America	Africa	Oceania	Point of Entry	Community	Korean	Other
New	17	0	8	3	6	0	0	8	9	6	11
Total	3,616	26 (0.7%)	1,814 (50.2%)	642 (17.8%)	1,020 (28.2%)	99 (2.7%)	15 (0.4%)	1,689 (46.7%)	1,927 (53.3%)	2,069 (57.2%)	1,547 (42.8%)

※ Asia excluding China: Japan 1, Bangladesh 2, Nepal 2, UAE 1, Kuwait 2 / Europe: France 2, Germany 1 / America: US 6

Case status, as of 0:00, 23 October (cumulative since 3 January 2020)

	Discharged from isolation	Under isolation	Severe/critical cases	Deceased
As of 0:00 22 October (Thurs)	23,647	1,443	62	453
As of 0:00 23 October (Fri)	23,717	1,526	62	455
Difference	(+)70	(+)83	0	(+)2

* Based on case data reported to the KDCA

** Severe/Critical: patients treated with high flow oxygen therapy, mechanical ventilator, ECMO (Extracorporeal Membrane Oxygenation), CRRT (Continuous Renal Replacement Therapy)

※ Figures subject to correction based on findings from epidemiological investigations

Overall case and test status, as of 0:00, 23 October (cumulative since 3 January 2020)

Period (since 3 Jan)	Total	Tested positive (PCR)				Testing in progress	Tested negative (PCR)
		Confirmed	Discharged from isolation	Under isolation	Deceased		
As of 0:00 22 October (Thurs)	2,515,325	25,543	23,647	1,443	453	19,813	2,469,969
As of 0:00 23 October (Fri)	2,528,621	25,698	23,717	1,526	455	20,430	2,482,493
Difference	+13,296	+155	+70	+83	+2	+617	+12,524

* Based on case data reported to the KDCA

** Testing in progress includes number of completed tests with negative results that are being recorded with delays

※ Figures subject to correction based on findings from epidemiological investigations



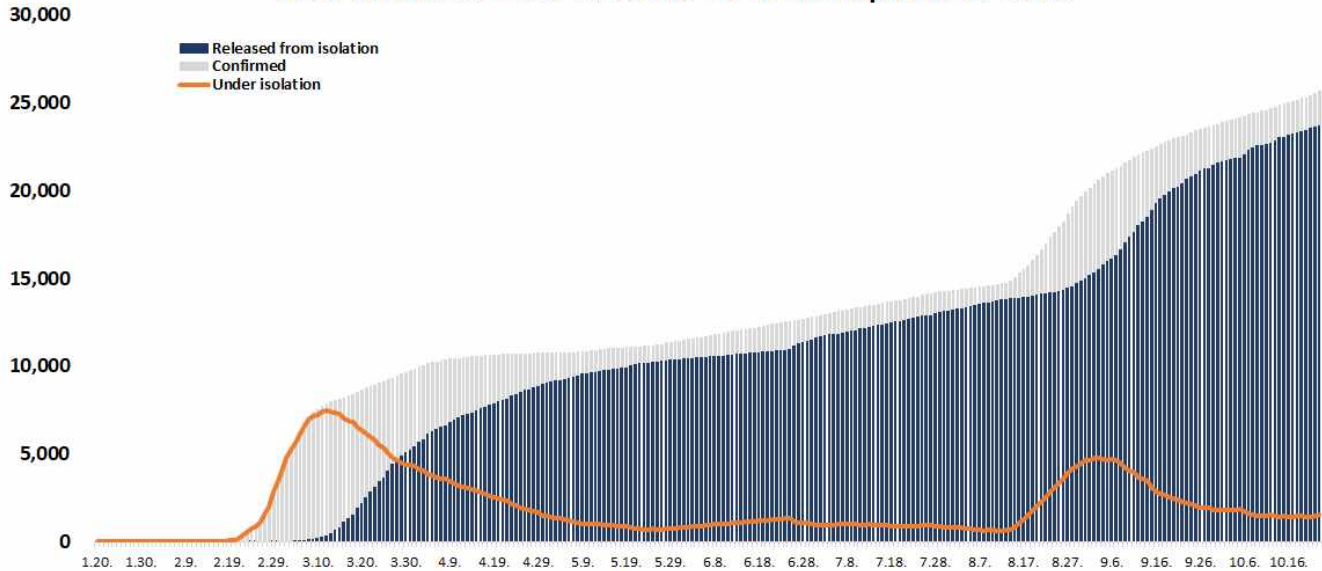
KDCA

Korea Disease Control and Prevention Agency

Updates on COVID-19 in Republic of Korea

23 October 2020

Total confirmed cases of COVID-19 in the Republic of Korea



Regional distribution of cases, as of 0:00, 23 October (cumulative since 3 January 2020)

Region	New cases		Total cases	(%)	Incidence rate* (per 100,000)
	Local	Imported			
Seoul	19	1	5,768	(22.45)	59.26
Busan	0	0	588	(2.29)	17.23
Daegu	5	0	7,149	(27.82)	293.41
Incheon	4	1	1,017	(3.96)	34.40
Gwangju	4	2	509	(1.98)	34.94
Daejeon	0	0	423	(1.65)	28.69
Ulsan	0	0	157	(0.61)	13.69
Sejong	0	0	78	(0.30)	22.79
Gyeonggi	98	5	5,091	(19.81)	38.42
Gangwon	1	0	246	(0.96)	15.97
Chungbuk	0	0	184	(0.72)	11.50
Chungnam	4	0	522	(2.03)	24.59
Jeonbuk	2	0	160	(0.62)	8.80
Jeonnam	1	0	179	(0.70)	9.60
Gyeongbuk	0	0	1,578	(6.14)	59.27
Gyeongnam	0	0	301	(1.17)	8.95
Jeju	0	0	59	(0.23)	8.80
Border Screening	0	8	1,689	(6.57)	-
Total	138	17	25,698	(100)	49.56

* Total (cumulative) number of cases reported since January 2020 of region / Population of region (based on resident registration data of the Ministry of the Interior as of January 2020)

* Incidence rate based on the number of confirmed cases with the address of the reporting institution



KDCA

Korea Disease Control and
Prevention Agency

Updates on COVID-19 in Republic of Korea

23 October 2020

Major local clusters as of 12:00 today (23 October 2020)

Cluster	Location	New cases	Total cases	Note
Social gathering in Gangnam/Seocho	Seoul	7	25	Gathering participants (8) including index case Family/friends (12) Others (5) Probable route of transmission: gathering in Yangpyeong (10.2), gathering in cafe (10.5), billiard ball gathering (10.10)
Hangbokhae Nursing Home	Gyeonggi Province	34	35	Residents (23) including index case Staff (12)
Healthcare facility in Gunpo-si and care facility in Anyang-si	Gyeonggi Province	8	34	Family in Anyang-si (4) Namcheon Hospital Care workers and staff (3) Patients and facility users (5) Senior World Day Care Center Care workers and staff (5) Patients and facility users (10) Family/friends (7)
Textile company in Yangju-si	Gyeonggi Province	11	18	Family (4) including index case Coworkers (14)
SRC Rehabilitation Hospital	Gyeonggi Province	18	124	Patients (40) Caregivers/care workers (51) Staff (14) Outside hospital (family 11, friends, etc. 8)
Social gathering in Cheonan	Chungnam Province	12	22	Social gathering (4) including index case Index case's family (1) Sauna visitors (7) Sauna staff (1) Sauna visitor's family (9)
Heungkuk Fire and Marine Insurance Daegu Dream Branch	Daegu	6	7	Coworkers (4) including index case Family (3)

* The specific figures may differ from the daily reported statistics or figures disclosed by local municipalities due to factors such as report timing and differences in the time period considered



KDCA

Korea Disease Control and Prevention Agency

Updates on COVID-19 in Republic of Korea

23 October 2020

AGE DISTRIBUTION OF SEVERE/CRITICAL CASES

	10.10	10.11	10.12	10.13	10.14	10.15	10.16	10.17	10.18	10.19	10.20	10.21	10.22	10.23
Total	86	86	83	86	81	77	78	78	77	78	71	70	62	62

	Severe/Critical	(%)
Total	62	(100.0)
80 and above	13	(21.0)
70-79	27	(43.5)
60-69	16	(25.8)
50-59	3	(4.8)
40-49	3	(4.8)
30-39	0	(0.0)
20-29	0	(0.0)
10-19	0	(0.0)
0-9	0	(0.0)

* Severe/Critical: patients treated with high flow oxygen therapy, mechanical ventilator, ECMO (Extracorporeal Membrane Oxygenation), CRRT (Continuous Renal Replacement Therapy)

* ICU treatment is decided based on the need for intensive care based on factors such as clinical condition and presence of any underlying medical condition and may differ from severe and critical case classification criteria. The number of severe/critical cases may not match the number of patients in ICU.



KDCA

Korea Disease Control and
Prevention Agency

Updates on COVID-19 in Republic of Korea

23 October 2020

Confirmed cases by gender and age group

		New cases (%)	Total cases (%)	Incidence rate* (per 100,000)
Total		155 (100)	25,698 (100)	49.56
Sex	Male	73 (47.10)	11,962 (46.55)	46.25
	Female	82 (52.90)	13,736 (53.45)	52.86
Age	80 or above	28 (18.06)	1,110 (4.32)	58.44
	70-79	13 (8.39)	2,070 (8.06)	57.39
	60-69	26 (16.77)	4,104 (15.97)	64.69
	50-59	26 (16.77)	4,724 (18.38)	54.51
	40-49	21 (13.55)	3,439 (13.38)	40.99
	30-39	18 (11.61)	3,163 (12.31)	44.90
	20-29	10 (6.45)	5,043 (19.62)	74.09
	10-19	11 (7.10)	1,403 (5.46)	28.40
	0-9	0 (0.00)	642 (2.50)	15.47

* Total (cumulative) number of cases reported since January 2020 by sex and age / Population by sex and age (based on resident registration data of the Ministry of the Interior as of January 2020)

Deaths by gender and age group

		New deaths (%)	Total deaths (%)	Case fatality rate (%)
Total		2 (100)	455 (100)	1.77
Sex	Male	1 (50.00)	242 (53.19)	2.02
	Female	1 (50.00)	213 (46.81)	1.55
Age	80 or above	0 (0.00)	229 (50.33)	20.63
	70-79	0 (0.00)	147 (32.31)	7.10
	60-69	2 (100.00)	52 (11.43)	1.27
	50-59	0 (0.00)	21 (4.62)	0.44
	40-49	0 (0.00)	4 (0.88)	0.12
	30-39	0 (0.00)	2 (0.44)	0.06
	20-29	0 (0.00)	0 (0.00)	0.00
	10-19	0 (0.00)	0 (0.00)	0.00
	0-9	0 (0.00)	0 (0.00)	0.00

* Case fatality rate (CFR) = Number of deaths / Number of confirmed cases x 100



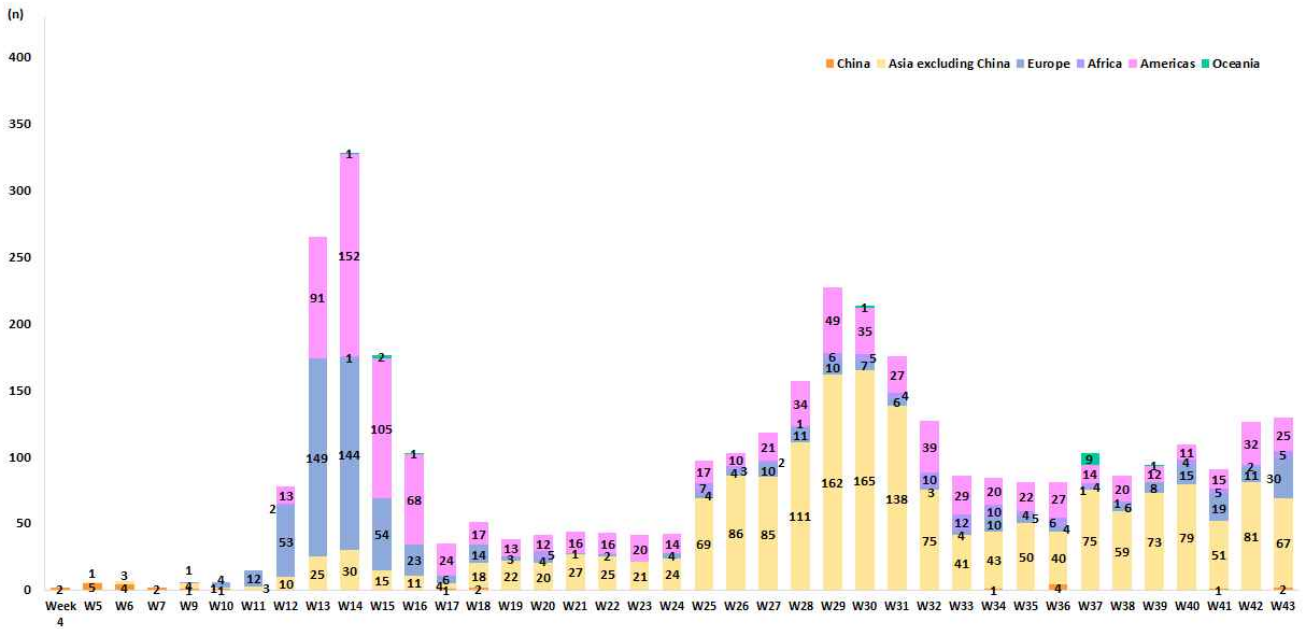
KDCA

Korea Disease Control and Prevention Agency

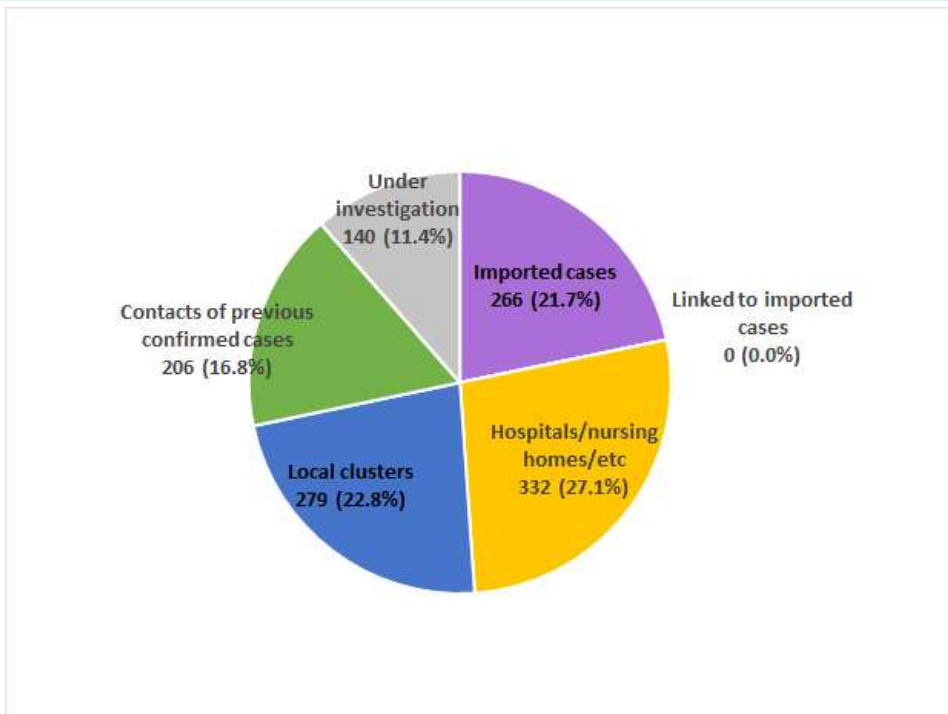
Updates on COVID-19 in Republic of Korea

23 October 2020

IMPORTED CASES



NEW CASES (LAST 2 WEEKS) BY CHAIN OF TRANSMISSION





KDCA

Korea Disease Control and Prevention Agency

Updates on COVID-19 in Republic of Korea

23 October 2020

REGIONAL DISTRIBUTION AND EPIDEMIOLOGICAL LINKS OF CONFIRMED CASES

Region	Confirmed cases									Other major clusters
	Total	Imported cases	Clusters				Other*	Under investigation	New cases	
			Sub-total	Shin-cheonji cluster	Other local clusters	Imported related				
Seoul	5,768	453	3,175	8	3,094	73	1,108	1,032	20	Past large clusters: • Sarang Jeil Church (1173) • Aug 15 Seoul rallies (647) • Nightclubs (277) • Richway (210) • Guro-gu call center (170) • Coupang fulfillment center (152) • Gwangju door-to-door sales (150) • Fitness/sport facility in Cheonan (123) • Newly planted churches group (119) Recent clusters: • SRC Rehabilitation Hospital • Master Plus Hospital • Proverbs Medical Devices • Haengbokhae Nursing Home • Care facilities in Gunpo/Anyang • Social gathering in Gangnam/Seocho • KMGM Holdem Pub • Textile company in Yangju-si • Social gathering in Cheonan • Heungkuk Fire and Marine Insurance in Daegu • Haetteurak Convalescent Hospital • Dana Mental Hospital • ON Convalescent Hospital • Family meal and social gathering in Daejeon
Busan	588	57	420	12	353	55	54	57	0	
Daegu	7,149	89	5,374	4,512	858	4	935	751	5	
Incheon	1,017	106	661	2	651	8	135	115	5	
Gwangju	509	62	379	9	364	6	37	31	6	
Daejeon	423	36	249	2	247	0	89	49	0	
Ulsan	157	39	83	16	63	4	21	14	0	
Sejong	78	17	47	1	45	1	10	4	0	
Gyeonggi	5,091	671	2,960	29	2,865	66	814	646	103	
Gangwon	246	30	147	17	129	1	41	28	1	
Chungbuk	184	41	89	6	76	7	29	25	0	
Chungnam	522	70	316	0	315	1	81	55	4	
Jeonbuk	160	46	71	1	70	0	26	17	2	
Jeonnam	179	42	104	1	101	2	23	10	1	
Gyeongbuk	1,578	66	1,171	565	606	0	200	141	0	
Gyeongnam	301	82	176	32	141	3	20	23	0	
Jeju	59	20	13	0	12	1	20	6	0	
Ports of Entry	1,689	1,689	0	0	0	0	0	0	8	
Total	25,698 (%)	3,616 (14.1)	15,435 (60.1)	5,213 (20.3)	9,990 (38.9)	232 (0.9)	3,643 (14.2)	3,004 (11.7)	155	

* Includes contacts of confirmed cases

※ The interim classification is based on the reporting location, which may change depending on further epidemiological investigation.