



KDCA

Korea Disease Control and Prevention Agency

# Updates on COVID-19 in Republic of Korea

26 October 2020

□ As of 0:00, 26 October 2020, the total number of confirmed cases is 25,955 (including 3,663 imported cases), of which 23,905 cases have been discharged from isolation. There are 94 new local cases, 25 new imported cases, and 0 new deaths.

## Local transmission cases, as of 0:00, 26 October (cumulative since 3 January 2020)

	Total	City							
		Seoul	Busan	Daegu	Incheon	Gwangju	Daejeon	Ulsan	Sejong
<b>New</b>	94	20	0	0	3	0	1	0	0
<b>Cumulative</b>	22,292	5,374	532	7,060	916	447	394	119	61
	Total	Province							
		Gyeonggi	Gangwon	Chung-buk	Chung-nam	Jeon-buk	Jeon-nam	Gyeong-buk	Gyeong-nam
<b>New</b>	65	0	1	1	0	0	0	3	0
<b>Cumulative</b>	4,544	216	144	460	114	137	1,512	223	39

## Imported cases, as of 0:00, 26 October (cumulative since 3 January 2020)

	Total	Region/Country						Where confirmed		Nationality	
		China	Asia ex-China	Europe	America	Africa	Oceania	Point of Entry	Community	Korean	Other
<b>New</b>	25	0	17	6	1	1	0	17	8	10	15
<b>Total</b>	3633	26 (0.7%)	1843 (50.3%)	653 (17.8%)	1025 (28.0%)	101 (2.8%)	15 (0.4%)	1721 (47.0%)	1942 (53.0%)	2086 (56.9%)	1577 (43.1%)

※ Asia excluding China: Philippines 2, Kyrgyzstan 1, Russia 4, India 3, Indonesia 2, Nepal 1, Iraq 1, Jordan 1, Pakistan 1, Iran 1 / Europe: Ukraine 1, Turkey 1, Czech 2, Poland 2 / America: US 1 / Africa: Cote d'Ivoire 1

## Case status, as of 0:00, 26 October (cumulative since 3 January 2020)

	Discharged from isolation	Under isolation	Severe/critical cases	Deceased
As of 0:00 25 October (Sun)	23,869	1,510	53	457
<b>As of 0:00 26 October (Mon)</b>	23,905	1,593	53	457
<b>Difference</b>	(+)36	(+)83	0	0

\* Based on case data reported to the KDCA

\*\* Severe/Critical: patients treated with high flow oxygen therapy, mechanical ventilator, ECMO (Extracorporeal Membrane Oxygenation), CRRT (Continuous Renal Replacement Therapy)

※ Figures subject to correction based on findings from epidemiological investigations

## Overall case and test status, as of 0:00, 26 October (cumulative since 3 January 2020)

Period (since 3 Jan)	Total	Tested positive (PCR)				Testing in progress	Tested negative (PCR)
		Confirmed	Discharged from isolation	Under isolation	Deceased		
As of 0:00 25 October (Sun)	2,546,146	25,836	23,869	1,510	457	21,682	2,498,628
<b>As of 0:00 26 October (Mon)</b>	2,552,264	25,955	23,905	1,593	457	20,763	2,505,546
<b>Difference</b>	+6,118	+119	+36	+83	0	-919	+6,918

\* Based on case data reported to the KDCA

\*\* Testing in progress includes number of completed tests with negative results that are being recorded with delays

※ Figures subject to correction based on findings from epidemiological investigations



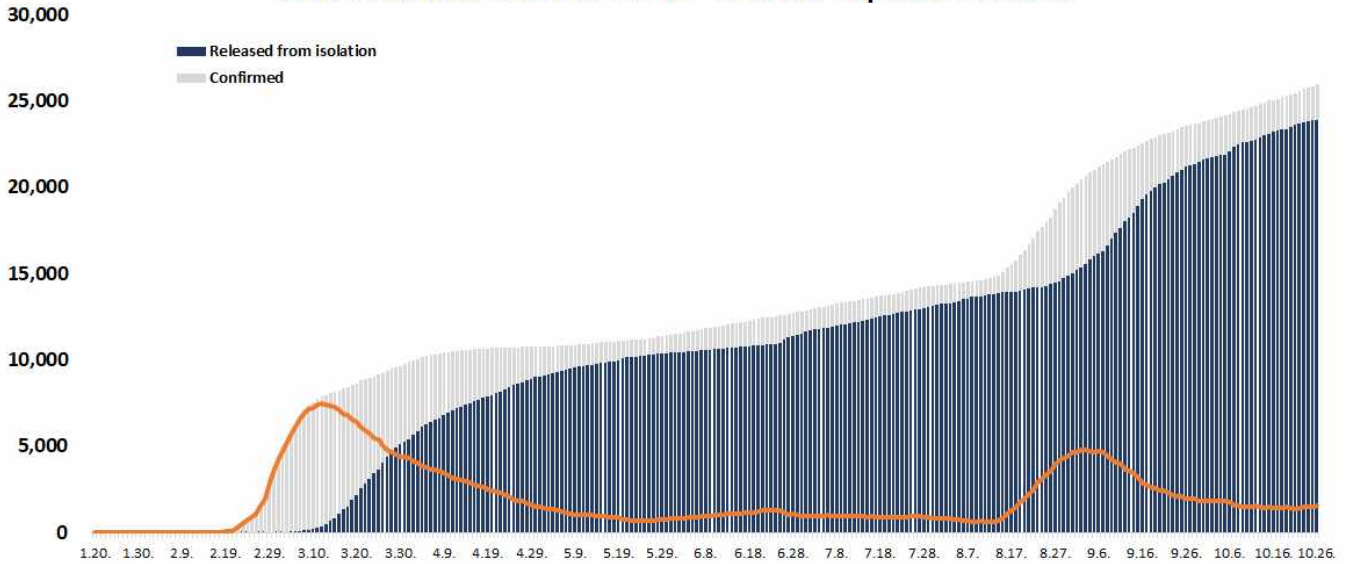
KDCA

Korea Disease Control and Prevention Agency

# Updates on COVID-19 in Republic of Korea

26 October 2020

**Total confirmed cases of COVID-19 in the Republic of Korea**



**Regional distribution of cases, as of 0:00, 26 October (cumulative since 3 January 2020)**

Region	New cases		Total cases	(%)	Incidence rate* (per 100,000)
	Local	Imported			
Seoul	20	0	5,827	(22.45)	59.87
Busan	0	0	589	(2.27)	17.26
Daegu	0	0	7,150	(27.55)	293.46
Incheon	3	0	1,022	(3.94)	34.57
Gwangju	0	0	509	(1.96)	34.94
Daejeon	1	0	430	(1.66)	29.17
Ulsan	0	1	159	(0.61)	13.86
Sejong	0	1	79	(0.30)	23.08
Gyeonggi	65	3	5,220	(20.11)	39.40
Gangwon	0	0	246	(0.95)	15.97
Chungbuk	1	1	186	(0.72)	11.63
Chungnam	1	0	530	(2.04)	24.97
Jeonbuk	0	0	160	(0.62)	8.80
Jeonnam	0	0	181	(0.70)	9.71
Gyeongbuk	0	3	1,581	(6.09)	59.38
Gyeongnam	3	0	306	(1.18)	9.10
Jeju	0	0	59	(0.23)	8.80
Border Screening	0	17	1,721	(6.63)	-
<b>Total</b>	<b>94</b>	<b>25</b>	<b>25,955</b>	<b>(100)</b>	<b>50.06</b>

\* Total (cumulative) number of cases reported since January 2020 of region / Population of region (based on resident registration data of the Ministry of the Interior as of January 2020)

\* Incidence rate based on the number of confirmed cases with the address of the reporting institution



KDCA

Korea Disease Control and  
Prevention Agency

# Updates on COVID-19 in Republic of Korea

26 October 2020

## Major local clusters as of 12:00 today (26 October 2020)

Cluster	Location	New cases	Total cases	Note
<b>Family in Guro-gu</b>	Seoul	13	40	Family in Guro-gu Index case and family (4) Friends/friends' family (8) Colleagues (2)  Dance lesson studio in Bucheon-si Facility users (13) Friends/friends' family (13)
<b>Proverbs Medical Devices</b>	Seoul	3	41	Proverbs Medical Devices related Staff/visitors (3) including index case Family/friends (9) CJ Telenix related Staff/visitors (23) Family/friends (6)
<b>Welfare facility for the disabled in Yeosu-si</b>	Gyeonggi Province	27	28	Facility residents (20) including index case Staff (7) Visitor (1)
<b>Haengbokhae Nursing Home in Namyangju-si</b>	Gyeonggi Province	10	59	Haengbokhae Nursing Home Facility residents (23) including index case Staff (16) Family (9) Friends (1) Hanmaeum Silver Home Facility residents (7) Staff (3)
<b>Healthcare facility in Gunpo-si and care facility in Anyang-si</b>	Gyeonggi Province	4	44	Family in Anyang-si (4) Namcheon Hospital Care workers and staff (3) Patients and facility users (9) Family/friends (1) Senior World Day Care Center Care workers and staff (6) Patients and facility users (10) Family/friends (8) Osan Medical Rehabilitation and Convalescent Hospital Patients and facility users (3)
<b>SRC Rehabilitation Hospital</b>	Gyeonggi Province	7	135	Patients (44) Caregivers/care workers (56) Staff (14) Outside hospital (family 11, friends, etc. 10)
<b>Textile company in Yangju-si</b>	Gyeonggi Province	1	22	Family (7) including index case Coworkers (15)
<b>Family gathering in Changwon-si</b>	Gyeongnam Province	9	10	First case confirmed on 25 October

\* The specific figures may differ from the daily reported statistics or figures disclosed by local municipalities due to factors such as report timing and differences in the time period considered



KDCA

Korea Disease Control and Prevention Agency

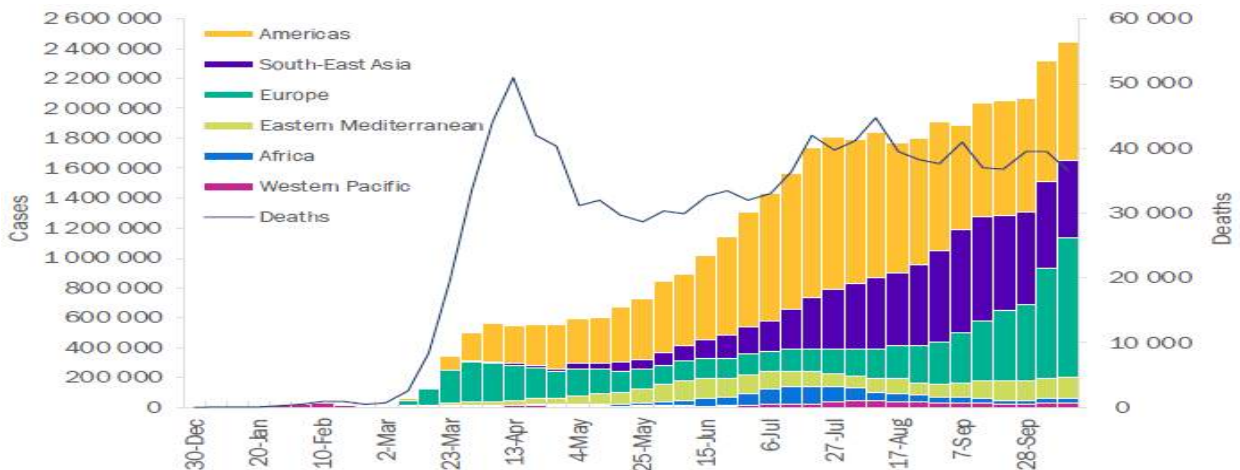
# Updates on COVID-19 in Republic of Korea

26 October 2020

□ Weekly risk assessment indicators:

		Week 40 (9.27.~10.3.)	Week 41 (10.4.~10.10.)	Week 42 (10.11.~10.17.)	Week 43 (10.18.~10.24.)
Daily average new confirmed cases (n)	Local	57.4	61.4	62.1	<b>75.3</b>
	Imported	15.6	13.0	18.0	<b>20.0</b>
	Total	73.0	74.4	80.1	<b>95.3</b>
Transmission chain under investigation (%)(n)		17.0 (87/511)	18.6 (97/521)	12.7(71/561)	<b>10.2(68/667)</b>
Percent of new cases under management (i.e. confirmed while under home quarantine) (%)		Under 80%	Under 80%	Under 80%	<b>Under 80%</b>
New clusters		13	18	11 (+4 reclassified)	<b>10</b>
Weekly average severe/critical cases (n)		108	97	81	<b>69</b>
Weekly deaths (n)		21	10	13	<b>14</b>

□ As the situation in Europe and other countries become more serious, the global total has recorded 42,512,186 total confirmed cases and 1,147,3011 total deaths as of 25 October. There were 438,633 new cases and 5,669 deaths as of 25 October.



- In response, for travelers arriving from places with rapid recent surge in COVID-19 cases, the temperature criteria for fever has been lowered (37.5°C→37.3°C) and preemptive testing is conducted for those who are in the same traveling party with symptomatic persons.

□ With a rise in events, gathering, and traveling during autumn seasons, KDCA requested the public to follow infection prevention guidelines to prevent a surge in transmissions.

- Especially in light of the upcoming Halloween Day (31 October), KDCA reminded the public to wear masks at all times especially in indoor spaces where sufficient distancing is difficult to maintain, including nightlife venues and public spaces that may become crowded.



KDCA

Korea Disease Control and Prevention Agency

# Updates on COVID-19 in Republic of Korea

26 October 2020

## AGE DISTRIBUTION OF SEVERE/CRITICAL CASES

	10.13	10.14	10.15	10.16	10.17	10.18	10.19	10.20	10.21	10.22	10.23	10.24	10.25	10.26
<b>Total</b>	<b>86</b>	<b>81</b>	<b>77</b>	<b>78</b>	<b>78</b>	<b>77</b>	<b>78</b>	<b>71</b>	<b>70</b>	<b>62</b>	<b>62</b>	<b>60</b>	<b>53</b>	<b>53</b>

	Severe/Critical	( % )
<b>Total</b>	<b>53</b>	<b>( 100.0 )</b>
80 and above	12	( 22.6 )
70-79	22	( 41.5 )
60-69	13	( 24.5 )
50-59	3	( 5.7 )
40-49	3	( 5.7 )
30-39	0	( 0.0 )
20-29	0	( 0.0 )
10-19	0	( 0.0 )
0-9	0	( 0.0 )

\* Severe/Critical: patients treated with high flow oxygen therapy, mechanical ventilator, ECMO (Extracorporeal Membrane Oxygenation), CRRT (Continuous Renal Replacement Therapy)

\* ICU treatment is decided based on the need for intensive care based on factors such as clinical condition and presence of any underlying medical condition and may differ from severe and critical case classification criteria. The number of severe/critical cases may not match the number of patients in ICU.



KDCA

Korea Disease Control and  
Prevention Agency

# Updates on COVID-19 in Republic of Korea

26 October 2020

## Confirmed cases by gender and age group

		New cases (%)	Total cases (%)	Incidence rate* (per 100,000)
Total		119 (100)	25,955 (100)	50.06
Sex	Male	51 (42.86)	12,080 (46.54)	46.71
	Female	68 (57.14)	13,875 (53.46)	53.40
Age	80 or above	4 (3.36)	1,123 (4.33)	59.13
	70-79	3 (2.52)	2,079 (8.01)	57.64
	60-69	11 (9.24)	4,135 (15.93)	65.18
	50-59	22 (18.49)	4,769 (18.37)	55.02
	40-49	22 (18.49)	3,481 (13.41)	41.49
	30-39	25 (21.01)	3,200 (12.33)	45.42
	20-29	21 (17.65)	5,086 (19.60)	74.72
	10-19	5 (4.20)	1,422 (5.48)	28.78
	0-9	0 (0.00)	660 (2.54)	15.91

\* Total (cumulative) number of cases reported since January 2020 by sex and age / Population by sex and age (based on resident registration data of the Ministry of the Interior as of January 2020)

## Deaths by gender and age group

		New deaths (%)	Total deaths (%)	Case fatality rate (%)
Total		0 (0.00)	457 (100)	1.76
Sex	Male	0 (0.00)	244 (53.39)	2.02
	Female	0 (0.00)	213 (46.61)	1.54
Age	80 or above	0 (0.00)	230 (50.33)	20.48
	70-79	0 (0.00)	147 (32.17)	7.07
	60-69	0 (0.00)	53 (11.60)	1.28
	50-59	0 (0.00)	21 (4.60)	0.44
	40-49	0 (0.00)	4 (0.88)	0.11
	30-39	0 (0.00)	2 (0.44)	0.06
	20-29	0 (0.00)	0 (0.00)	0.00
	10-19	0 (0.00)	0 (0.00)	0.00
	0-9	0 (0.00)	0 (0.00)	0.00

\* Case fatality rate (CFR) = Number of deaths / Number of confirmed cases x 100



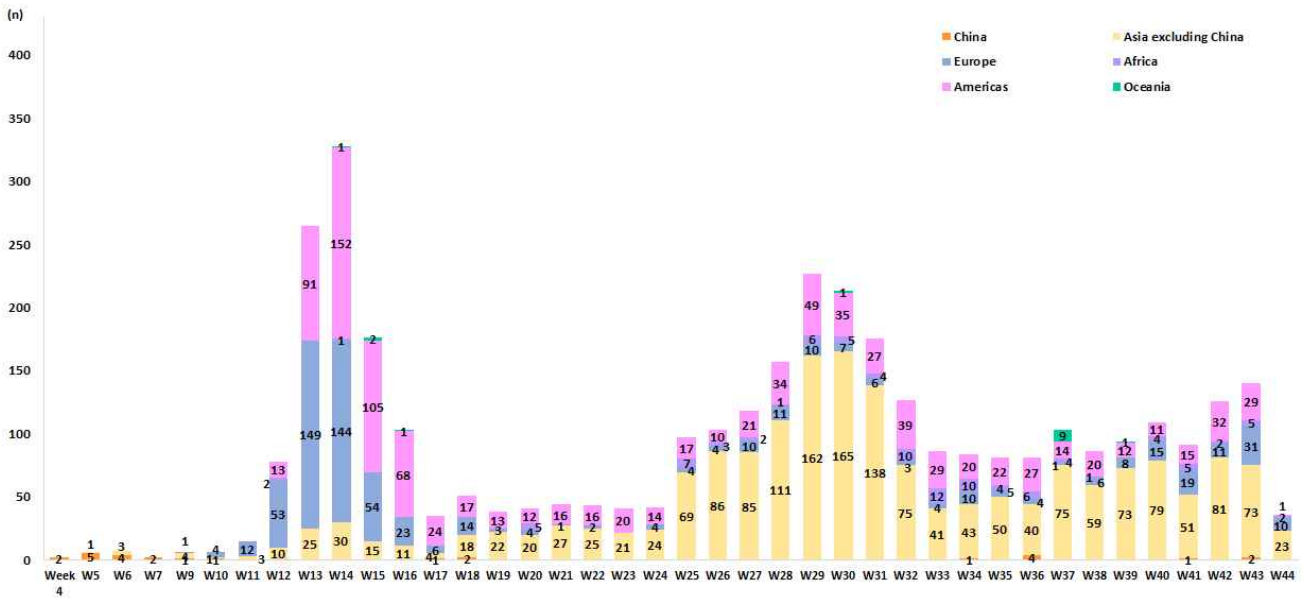
KDCA

Korea Disease Control and Prevention Agency

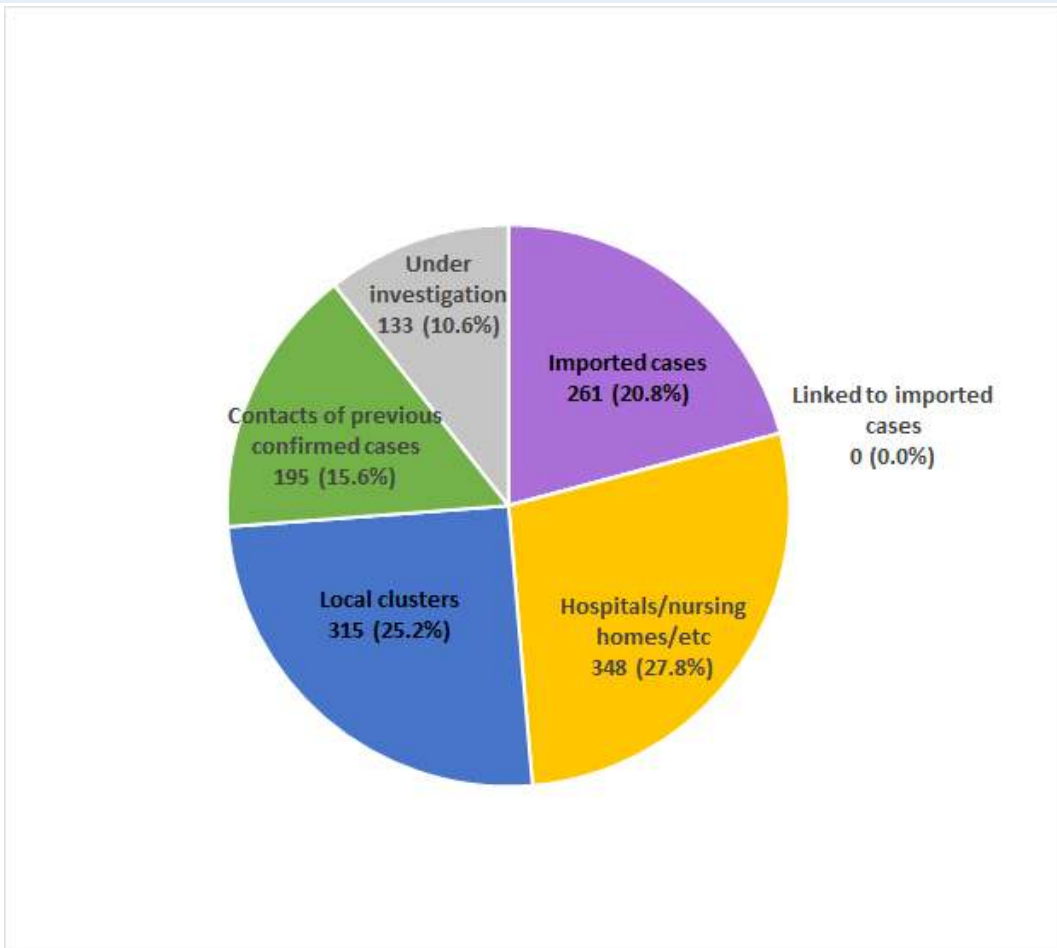
# Updates on COVID-19 in Republic of Korea

26 October 2020

## IMPORTED CASES



## NEW CASES (LAST 2 WEEKS) BY CHAIN OF TRANSMISSION





KDCA

Korea Disease Control and Prevention Agency

# Updates on COVID-19 in Republic of Korea

26 October 2020

## REGIONAL DISTRIBUTION AND EPIDEMIOLOGICAL LINKS OF CONFIRMED CASES

Region	Confirmed cases									Other major clusters	
	Total	Imported cases	Clusters					Other*	Under investigation		New cases
			Sub-total	Shin-cheonji cluster	Other local clusters	Imported related					
Seoul	5,827	453	3,197	8	3,116	73	1,133	1,044	20	Past large clusters: • Sarang Jeil Church (1173) • Aug 15 Seoul rallies (647) • Nightclubs (277) • Richway (210) • Guro-gu call center (170) • Coupang fulfillment center (152) • Gwangju door-to-door sales (150) • Fitness/sport facility in Cheonan (123) • Newly planted churches group (119)  Recent clusters: • SRC Rehabilitation Hospital • Master Plus Hospital • Haengbokhae Nursing Home • Care facilities in Gunpo/Anyang • Family in Guro-gu • Raphael's House in Yeosu-si • Textile company in Yangju-si • Sammo Sporex in Gwanak-gu • Haetteurak Convalescent Hospital • Family meal and social gathering in Daejeon • Social gathering in Gangnam/Seocho • Social gathering in Cheonan • Pyeonggang Clinic in Busan	
Busan	589	57	421	12	354	55	54	57	0		
Daegu	7,150	90	5,375	4,512	859	4	934	751	0		
Incheon	1,022	106	667	2	657	8	133	116	3		
Gwangju	509	62	383	9	368	6	34	30	0		
Daejeon	430	36	251	2	249	0	92	51	1		
Ulsan	159	40	84	16	64	4	21	14	1		
Sejong	79	18	47	1	45	1	10	4	1		
Gyeonggi	5,220	676	3,063	29	2,968	66	824	657	67		
Gangwon	246	30	156	17	138	1	33	27	0		
Chungbuk	186	42	90	6	77	7	29	25	2		
Chungnam	530	70	324	0	323	1	80	56	1		
Jeonbuk	160	46	71	1	70	0	26	17	0		
Jeonnam	181	44	104	1	101	2	23	10	0		
Gyeongbuk	1,581	69	1,171	565	606	0	200	141	3		
Gyeongnam	306	83	177	32	142	3	23	23	3		
Jeju	59	20	13	0	12	1	20	6	0		
Ports of Entry	1,721	1,721	0	0	0	0	0	0	17		
Total	25,955 (%)	3,663 (14.1)	15,594 (60.1)	5,213 (20.1)	10,149 (39.1)	232 (0.9)	3,669 (14.1)	3,029 (11.7)	119		

\* Includes contacts of confirmed cases

※ The interim classification is based on the reporting location, which may change depending on further epidemiological investigation.