



KDCA

Korea Disease Control and Prevention Agency

Updates on COVID-19 in Republic of Korea

28 October 2020

□ As of 0:00, 28 October 2020, the total number of confirmed cases is 26,146 (including 3,686 imported cases), of which 23,073 cases have been discharged from isolation. There are 96 new local cases, 7 new imported cases, and 1 new death.

Local transmission cases, as of 0:00, 28 October (cumulative since 3 January 2020)

	Total	City							
		Seoul	Busan	Daegu	Incheon	Gwangju	Daejeon	Ulsan	Sejong
New	96	23	0	2	10	0	7	0	0
Cumulative	22,460	5,421	532	7,062	928	447	406	119	61
	Total	Province							
		Gyeonggi	Gangwon	Chung-buk	Chung-nam	Jeon-buk	Jeon-nam	Gyeong-buk	Gyeong-nam
New	28	14	0	1	3	0	5	3	0
Cumulative	4,599	236	145	461	117	139	1,517	231	39

Imported cases, as of 0:00, 28 October (cumulative since 3 January 2020)

	Total	Region/Country						Where confirmed		Nationality	
		China	Asia ex-China	Europe	America	Africa	Oceania	Point of Entry	Community	Korean	Other
New	7	0	3	2	0	2	0	2	5	2	5
Total	3,686	26 (0.7%)	1,850** (50.2%)	660** (17.9%)	1,032 (28.0%)	103 (2.8%)	15 (0.4%)	1,728 (46.9%)	1,958 (53.1%)	2,094 (56.8%)	1,592 (43.2%)

※ Asia excluding China: Philippines 2, Jordan 1 / Europe: Turkey 1, Netherlands 1 / Africa: Ethiopia 2

Case status, as of 0:00, 28 October (cumulative since 3 January 2020)

	Discharged from isolation	Under isolation	Severe/critical cases	Deceased
As of 0:00 27 October (Tue)	23,981	1,602	52	460
As of 0:00 28 October (Wed)	24,073	1,612	52	461
Difference	(+)92	(+)10	0	(+)1

* Based on case data reported to the KDCA

** Severe/Critical: patients treated with high flow oxygen therapy, mechanical ventilator, ECMO (Extracorporeal Membrane Oxygenation), CRRT (Continuous Renal Replacement Therapy)

※ Figures subject to correction based on findings from epidemiological investigations

Overall case and test status, as of 0:00, 28 October (cumulative since 3 January 2020)

Period (since 3 Jan)	Total	Tested positive (PCR)				Testing in progress	Tested negative (PCR)
		Confirmed	Discharged from isolation	Under isolation	Deceased		
As of 0:00 27 October (Tue)	2,567,587	26,043	23,981	1,602	460	23,003	2,518,541
As of 0:00 28 October (Wed)	2,582,960	26,146	24,073	1,612	461	22,904	2,533,910
Difference	+15,373	+103	+92	+10	+1	-99	+15,369

* Based on case data reported to the KDCA

** Testing in progress includes number of completed tests with negative results that are being recorded with delays

※ Figures subject to correction based on findings from epidemiological investigations



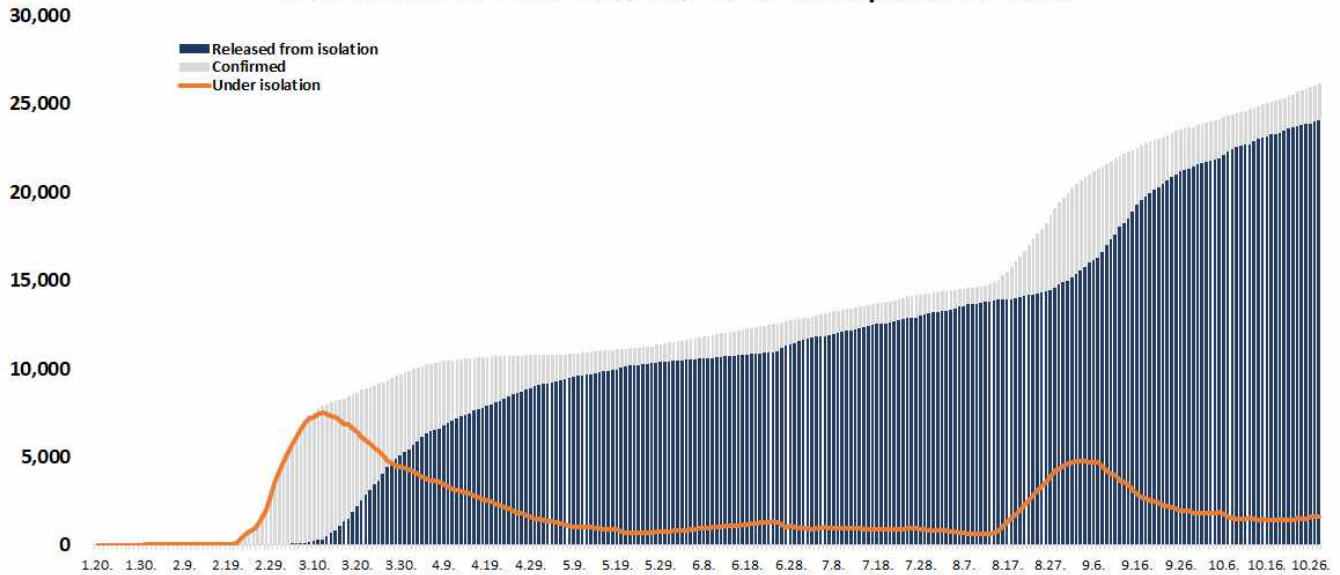
KDCA

Korea Disease Control and Prevention Agency

Updates on COVID-19 in Republic of Korea

28 October 2020

Total confirmed cases of COVID-19 in the Republic of Korea



Regional distribution of cases, as of 0:00, 28 October (cumulative since 3 January 2020)

Region	New cases		Total cases	(%)	Incidence rate* (per 100,000)
	Local	Imported			
Seoul	23	2	5,876	(22.47)	60.37
Busan	0	0	590	(2.26)	17.29
Daegu	2	0	7,152	(27.35)	293.54
Incheon	10	0	1,034	(3.95)	34.98
Gwangju	0	0	509	(1.95)	34.94
Daejeon	7	0	442	(1.69)	29.98
Ulsan	0	0	159	(0.61)	13.86
Sejong	0	0	79	(0.30)	23.08
Gyeonggi	28	3	5,286	(20.22)	39.89
Gangwon	14	0	266	(1.02)	17.27
Chungbuk	0	0	187	(0.72)	11.69
Chungnam	1	0	532	(2.03)	25.07
Jeonbuk	3	0	163	(0.62)	8.97
Jeonnam	0	0	184	(0.70)	9.87
Gyeongbuk	5	0	1,586	(6.07)	59.57
Gyeongnam	3	0	314	(1.20)	9.34
Jeju	0	0	59	(0.23)	8.80
Border Screening	0	2	1,728	(6.61)	-
Total	96	7	26,146	(100)	50.43

* Total (cumulative) number of cases reported since January 2020 of region / Population of region (based on resident registration data of the Ministry of the Interior as of January 2020)

* Incidence rate based on the number of confirmed cases with the address of the reporting institution



KDCA

Korea Disease Control and Prevention Agency

Updates on COVID-19 in Republic of Korea

28 October 2020

Major local clusters as of 12:00 today (28 October 2020)

Cluster	Location	New cases	Total cases
Fashion company in Yongsan-gu	Seoul	7	8
Family in Guro-gu	Seoul	1	43
Family in Yeongdeungpo-gu	Seoul	5	19
Family in Gangseo-gu	Seoul	6	7
Bundang Middle School	Gyeonggi Province	7	8
Alumni golf group	Gyeonggi Province	11	42
Welfare facility for the disabled in Yeosu-si	Gyeonggi Province	2	32
Haengbokhae Nursing Home in Namyangju-si	Gyeonggi Province	9	71
Healthcare facility in Gunpo-si and care facility in Anyang-si	Gyeonggi Province	2	48
SRC Rehabilitation Hospital	Gyeonggi Province	1	138
Incheon International Airport Cargo Terminal	Incheon	2	13
Family in Wonju-si	Gangwon Province	15	16
Preschool in Seo-gu	Daejeon	3	9

* The specific figures may differ from the daily reported statistics or figures disclosed by local municipalities due to factors such as report timing and differences in the time period considered



KDCA

Korea Disease Control and Prevention Agency

Updates on COVID-19 in Republic of Korea

28 October 2020

AGE DISTRIBUTION OF SEVERE/CRITICAL CASES

	10.15	10.16	10.17	10.18	10.19	10.20	10.21	10.22	10.23	10.24	10.25	10.26	10.27	10.28
Total	77	78	78	77	78	71	70	62	62	60	53	53	52	52

	Severe/Critical	(%)
Total	52	(100.0)
80 and above	13	(25.0)
70-79	22	(42.3)
60-69	11	(21.2)
50-59	3	(5.8)
40-49	3	(5.8)
30-39	0	(0.0)
20-29	0	(0.0)
10-19	0	(0.0)
0-9	0	(0.0)

* Severe/Critical: patients treated with high flow oxygen therapy, mechanical ventilator, ECMO (Extracorporeal Membrane Oxygenation), CRRT (Continuous Renal Replacement Therapy)

* ICU treatment is decided based on the need for intensive care based on factors such as clinical condition and presence of any underlying medical condition and may differ from severe and critical case classification criteria. The number of severe/critical cases may not match the number of patients in ICU.



KDCA

Korea Disease Control and
Prevention Agency

Updates on COVID-19 in Republic of Korea

28 October 2020

Confirmed cases by gender and age group

		New cases (%)	Total cases (%)	Incidence rate* (per 100,000)
Total		103 (100)	26,146 (100)	50.43
Sex	Male	46 (44.66)	12,167 (46.53)	47.04
	Female	57 (55.34)	13,979 (53.47)	53.80
Age	80 or above	5 (4.85)	1,132 (4.33)	59.60
	70-79	7 (6.80)	2,090 (7.99)	57.94
	60-69	9 (8.74)	4,157 (15.90)	65.52
	50-59	20 (19.42)	4,812 (18.40)	55.52
	40-49	17 (16.50)	3,512 (13.43)	41.86
	30-39	15 (14.56)	3,224 (12.33)	45.76
	20-29	20 (19.42)	5,118 (19.57)	75.19
	10-19	6 (5.83)	1,435 (5.49)	29.05
	0-9	0 (0.00)	666 (2.55)	16.05

* Total (cumulative) number of cases reported since January 2020 by sex and age / Population by sex and age (based on resident registration data of the Ministry of the Interior as of January 2020)

Deaths by gender and age group

		New deaths (%)	Total deaths (%)	Case fatality rate (%)
Total		1 (100)	461 (100)	1.76
Sex	Male	1 (100)	247 (53.58)	2.03
	Female	0 (0.00)	214 (46.42)	1.53
Age	80 or above	0 (0.00)	231 (50.11)	20.41
	70-79	1 (100)	150 (32.54)	7.18
	60-69	0 (0.00)	53 (11.50)	1.27
	50-59	0 (0.00)	21 (4.56)	0.44
	40-49	0 (0.00)	4 (0.87)	0.11
	30-39	0 (0.00)	2 (0.43)	0.06
	20-29	0 (0.00)	0 (0.00)	0.00
	10-19	0 (0.00)	0 (0.00)	0.00
	0-9	0 (0.00)	0 (0.00)	0.00

* Case fatality rate (CFR) = Number of deaths / Number of confirmed cases x 100



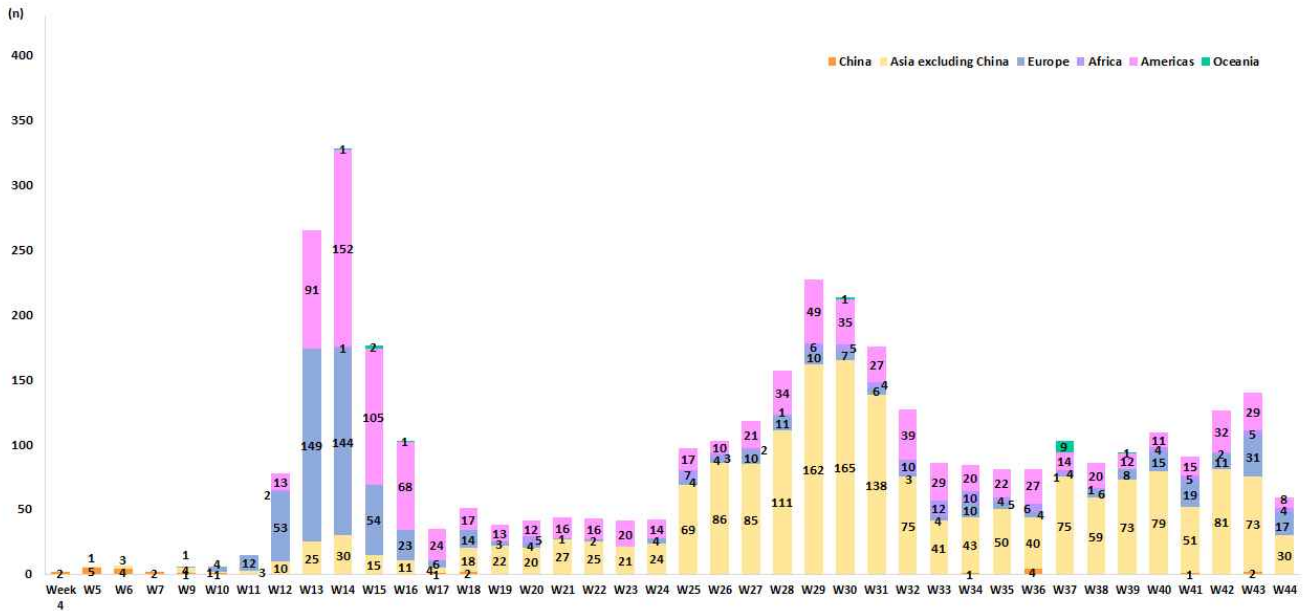
KDCA

Korea Disease Control and Prevention Agency

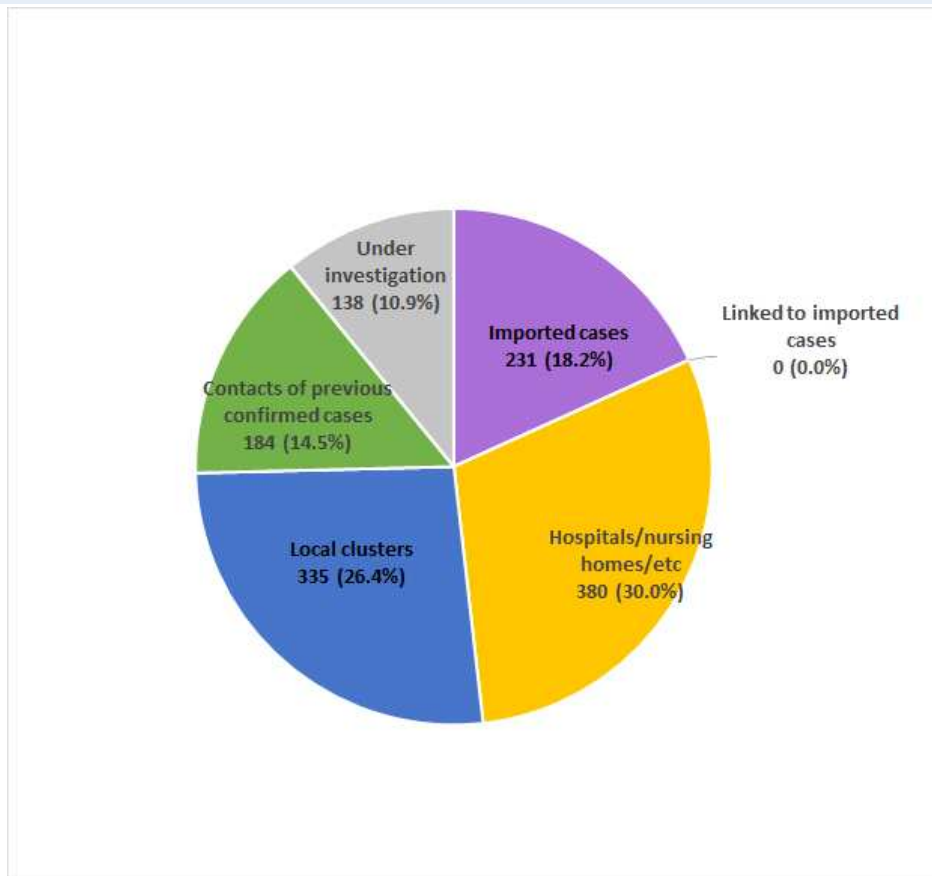
Updates on COVID-19 in Republic of Korea

28 October 2020

IMPORTED CASES



NEW CASES (LAST 2 WEEKS) BY CHAIN OF TRANSMISSION





KDCA

Korea Disease Control and Prevention Agency

Updates on COVID-19 in Republic of Korea

28 October 2020

REGIONAL DISTRIBUTION AND EPIDEMIOLOGICAL LINKS OF CONFIRMED CASES

Region	Confirmed cases									Other major clusters
	Total	Imported cases	Clusters				Other*	Under investigation	New cases	
			Sub-total	Shin-cheonji cluster	Other local clusters	Imported related				
Seoul	5,876	455	3,233	8	3,152	73	1,132	1,066	25	Past large clusters: • Sarang Jeil Church (1173) • Aug 15 Seoul rallies (647) • Nightclubs (277) • Richway (210) • Guro-gu call center (170) • Coupang fulfillment center (152) • Gwangju door-to-door sales (150) • Fitness/sport facility in Cheonan (123) • Newly planted churches group (119) Recent clusters: • SRC Rehabilitation Hospital • Haengbokhae Nursing Home • Care facilities in Gunpo-si • Proverbs Medical Devices • Family in Guro-gu • Welfare facility for the disabled in Yeosu-si • Alumni golf group • Master Plus Hospital • Chuseok family gathering in Daejeon • Social gathering in Gangnam/Seocho • Social gathering in Cheonan • Textile company in Yangju-si • Sammosporex 2 • Family gathering in Changwon • Incheon International Airport Cargo Terminal
Busan	590	58	421	12	354	55	54	57	0	
Daegu	7,152	90	5,376	4,512	860	4	934	752	2	
Incheon	1,034	106	675	2	665	8	136	117	10	
Gwangju	509	62	383	9	368	6	34	30	0	
Daejeon	442	36	261	2	259	0	94	51	7	
Ulsan	159	40	84	16	64	4	21	14	0	
Sejong	79	18	47	1	45	1	10	4	0	
Gyeonggi	5,286	687	3,126	29	3,031	66	813	660	31	
Gangwon	266	30	159	17	141	1	46	31	14	
Chungbuk	187	42	90	6	77	7	30	25	0	
Chungnam	532	71	328	0	327	1	77	56	1	
Jeonbuk	163	46	71	1	70	0	29	17	3	
Jeonnam	184	45	104	1	101	2	24	11	0	
Gyeongbuk	1,586	69	1,171	565	606	0	205	141	5	
Gyeongnam	314	83	185	32	150	3	23	23	3	
Jeju	59	20	13	0	12	1	20	6	0	
Ports of Entry	1,728	1,728	0	0	0	0	0	0	2	
Total	26,146 (%)	3,686 (14.1)	15,727 (60.2)	5,213 (19.9)	10,282 (39.3)	232 (0.9)	3,682 (14.1)	3,051 (11.7)	103	

* Includes contacts of confirmed cases

※ The interim classification is based on the reporting location, which may change depending on further epidemiological investigation.