

National COVID-19 daily report



This report collates laboratory data from the public- and private-sectors. Laboratory test data have been de-duplicated to the level of individual persons. These are provisional data and may be updated with further data cleaning.

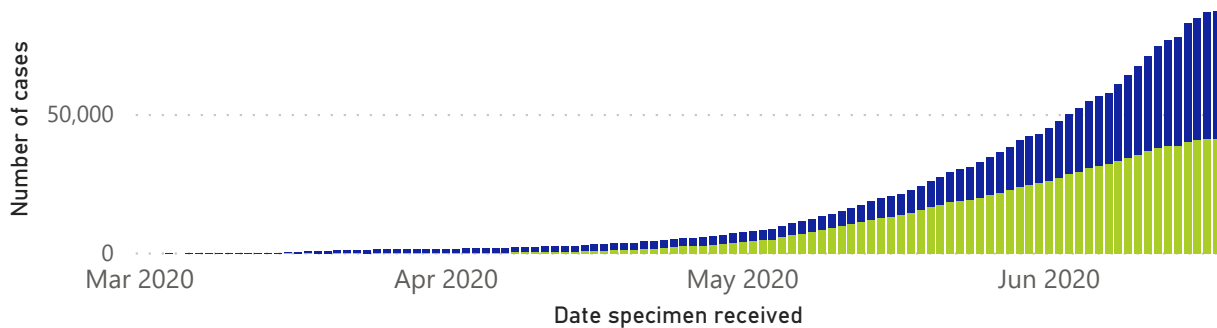


19/06/2020

Person-level case data

Cumulative count by date specimen received

● Public ● Private



3,826

New cases in the last 24h

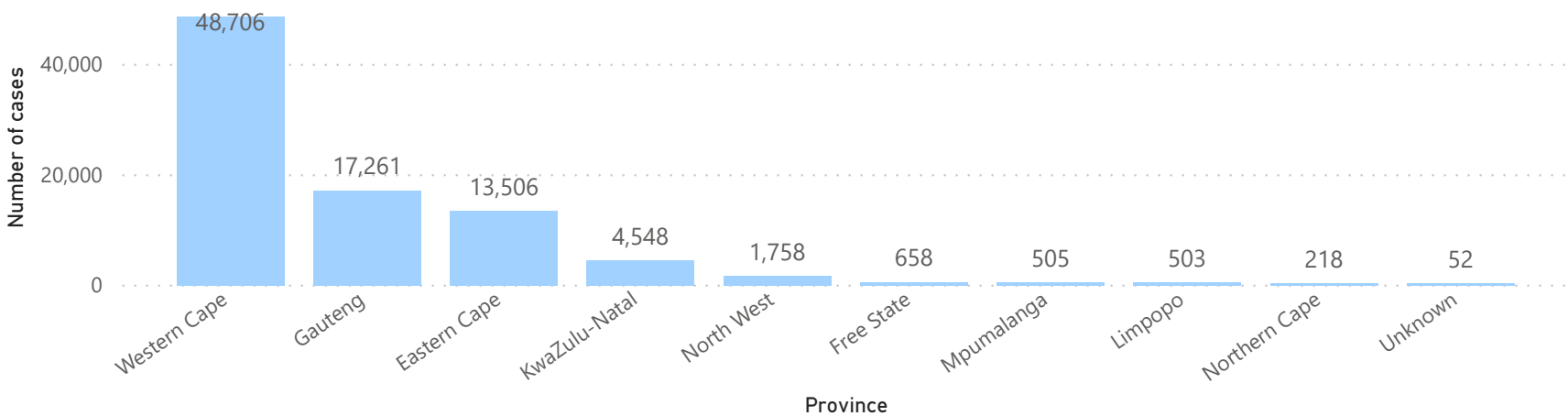
87,715

Total cases

Cumulative cases by province

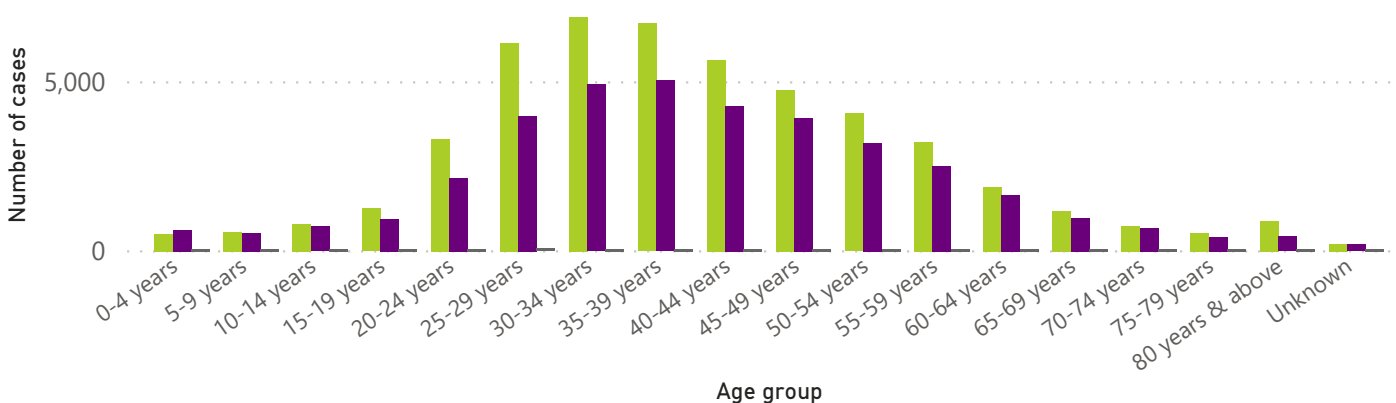
Province	Total cases yesterday	Harmonised numbers	Updated total cases yesterday	New cases today	Total cases today	Percentage
Western Cape	47,522	-1	47,521	1,185	48,706	56%
Gauteng	15,898	-11	15,887	1,374	17,261	20%
Eastern Cape	12,639	15	12,654	852	13,506	15%
KwaZulu-Natal	4,360	0	4,360	188	4,548	5%
North West	1,606	11	1,617	141	1,758	2%
Free State	649	-15	634	24	658	1%
Limpopo	489	2	491	12	503	1%
Mpumalanga	461	-2	459	46	505	1%
Northern Cape	214	0	214	4	218	0%
Unknown	52	0	52	0	52	0%
Total	83,890	-1	83,889	3,826	87,715	100%

Cumulative cases by province



Cumulative cases by age and sex

Sex ● Female ● Male ● Unknown



49,587

Female cases

37,457

Male cases

671

Unknown cases

National COVID-19 daily report



19/06/2020

This report collates laboratory data from the public- and private-sectors. Laboratory test data have been de-duplicated to the level of individual persons. These are provisional data and may be updated with further data cleaning. Case-finding method as captured by the laboratory information system.



COVID-19 PCR testing data

All testing data

Sector	Total tests	% Total tests	New tests	% New tests
Public	643,140	51%	12,436	38%
Private	617,294	49%	19,899	62%
Total	1,260,434	100%	32,335	100%

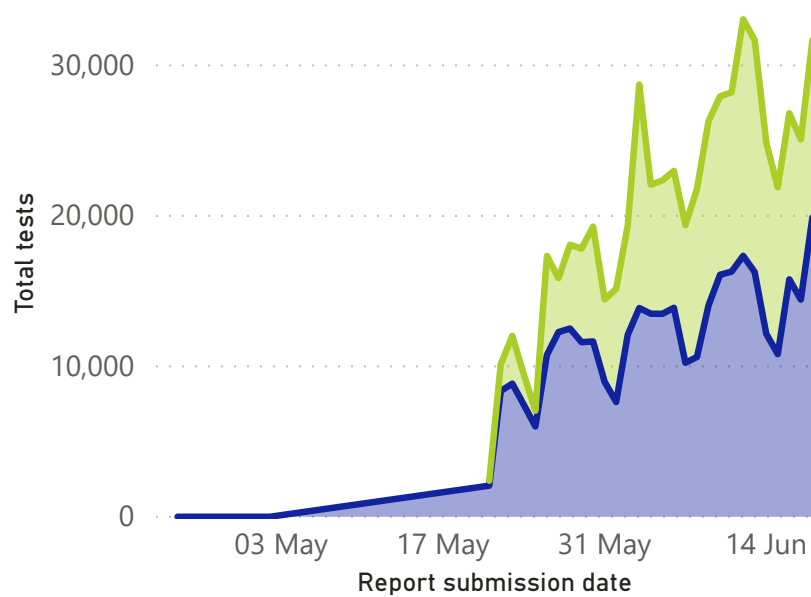
Testing data by case-finding method

Case finding method	Total tests	% Total tests	New tests	% New tests
Passive case finding	930,048	74%	25,698	79%
Community screen and test	330,386	26%	6,637	21%
Total	1,260,434	100%	32,335	100%

*Case-finding method as captured by the laboratory information system.

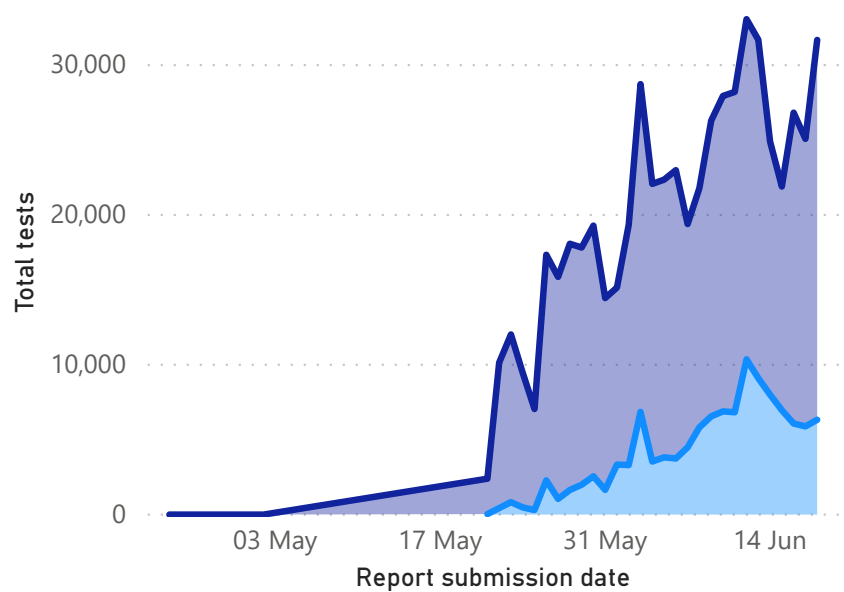
Total tests by date specimen received and sector

Sector ● Private ● Public



Community testing data by date specimen received

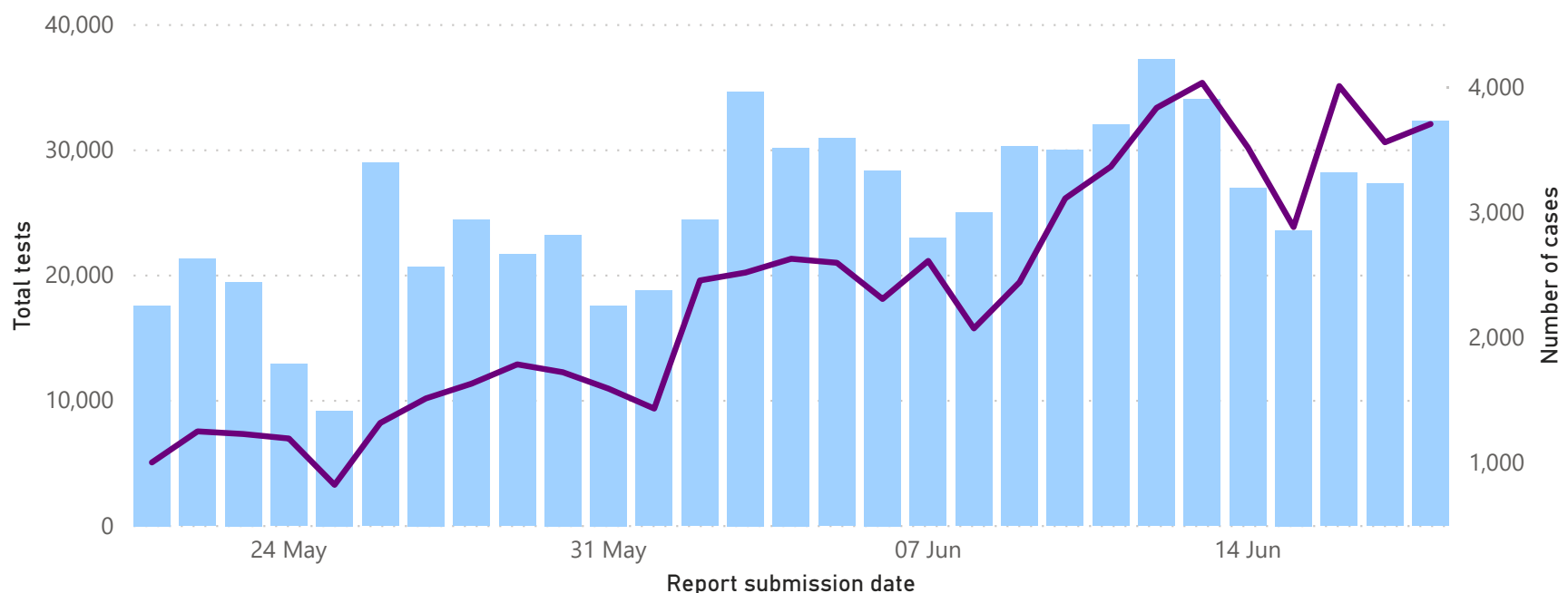
Method ● Community screen and test ● Passive case finding



Comparison of daily cases and tests performed

Total tests and number of cases by date specimen received

● Total tests ● Number of cases



For any queries, contact the NICD on <https://www.nicd.ac.za/contact-us/>