



Epidemiology Unit

Ministry of Health & Indigenous Medical Services

231, De Saram Place, Colombo 10, Sri Lanka

Tele: (+94 11) 2695112, 2681548, 4740490, 4740491, 4740492 Fax: (+94 11) 2696583 E-mail: chepid@slt.net.lk, epidunit@slt.net.lk Web: www.epid.gov.lk

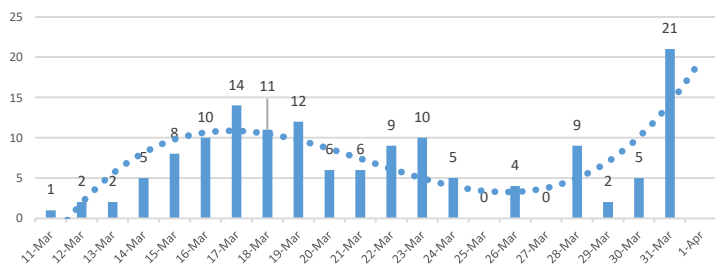
Coronavirus disease 2019 (COVID-19) - Situation Report – 01.04.2020 – 10.00am

An outbreak of pneumonia of unknown reason was first reported on 31st December 2019 from Wuhan City in Hubei Province of China. On 7th Jan 2020, it was diagnosed as “Novel Corona Virus”. On 30/01, WHO has declared it as a Public Health Emergency of International Concern (PHEIC). On 11/02/2020 the WHO renamed the disease as COVID-19 and on 11/03/2020 declared as pandemic. The incubation period is reported as 2-14 days.

Local Situation

Total Number Confirmed	143*
Total Number Recovered	18
Total Number of Deaths	2
Confirmed and hospitalized - today 10am	123**
Suspected and hospitalized - today 10am	231#

New patients - Sri Lanka



Details of COVID 19 diagnosed patients – Last 24H

Number inward as at yesterday-10 am	COVID 19 Positive - last 24H	Recovered and discharged from the hospital - last 24H	Number of deaths - last 24H	Number inward as at today-10 am
104	21	2	0	123**

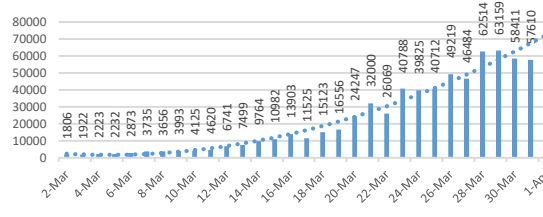
Hospital distribution of COVID 19 diagnosed patients

	Inward Today 10am			Discharged during last 24H		
	SL	Foreign	Total	SL	Foreign	Total
NIID	100	2	102	2	0	2
BH Welikanda	9	0	9	0	0	0
Colombo East Base Hospital	12	0	12	0	0	0
Total	121	2	123**	2	0	2

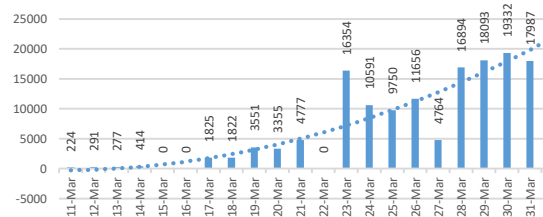
Global Situation

- 750890 – Laboratory_confirmed cases
 - 36405 - deaths
 - Patients from 201 countries/territories
- Ref. WHO situation report - 30/03/2020

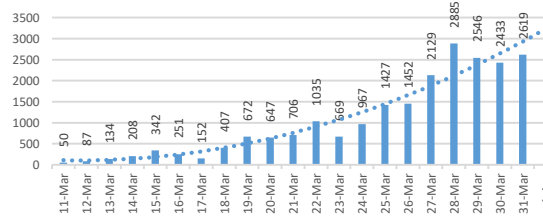
New Patients - Global



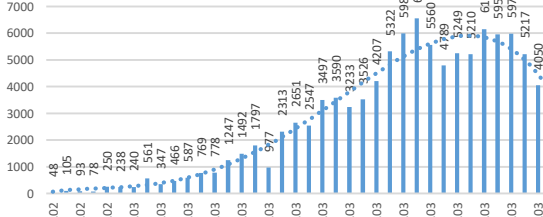
New Patients - USA



New Patients -United Kingdom



New Patients - Italy



Number of COVID -19 suspected patients – 231

Hospital	Cumulative			Today 10am		
	SL	Forei.	Total	SL	Forei.	Total
NIID	502	74	576	4	0	4
NHSL	162	7	169	11	0	11
TH Ragama	152	3	155	12	0	12
TH Karapitiya	145	17	162	0	0	0
TH A'pura	58	2	60	2	0	2
TH Kurun.	139	1	140	14	0	14
TH Jaffna	37	1	38	11	0	11
NH Kandy	77	6	83	3	0	3
TH Battico.	33	0	33	1	0	1
DGH Gampaha	144	4	148	13	0	13
DGH Negombo	189	13	202	23	0	23
TH Rathn.	98	0	98	7	0	7
PGH Badulla	29	1	30	3	0	3
LRH	30	0	30	0	0	0
DMH	9	0	9	0	0	0
DGH Polon'wa	79	6	85	4	0	4
TH Kalubowila	31	0	31	6	0	6
Castle St TH	10	0	10	0	0	0
BH Ham'thota	70	1	71	6	0	6
BH Mona'gala	27	0	27	2	0	2
BH Welikanda	37	1	38	17	1	18
DGH Kaluthara	126	0	126	9	0	9
Chest H. Welisara	7	0	7	2	0	2
Colombo East Base Hospital	14	0	14	13	0	13
BH Homagama	73	1	74	54	1	55
Dr Neville F. Ho	12	0	12	7	0	7
G.H. Chilaw	142	0	142	3	0	3
G.H. Matara	6	1	7	1	0	1
KDU Hospital	1	0	1	0	0	0
G.H. Vavunia	20	0	20	1	0	1
Total	Incorrect to total as transfers counts in both the institutions			229	2	231#

Source : Epidemiology Unit, Disease Surveillance System

District Distribution of Confirmed Patients

DISTRICT	Count
COLOMBO	32
PUTTALAM	25
KALUTARA	24
GAMPAHA	11
KANDY	4
RATNAPURA	3
KURUNEGALA	1
GALLE	1
KEGALLE	1
BATTICOLOA	1
BADULLA	1
JAFFNA	1
MATARA	1
MATALE	0
NUWARAEIYA	0
HAMBANTOTA	0
KILINCHCHI	0
MANNAR	0
VAVUNIA	0
MULLATIVU	0
AMPARA	0
TRINCOMALEE	0
ANURADHAPURA	0
POLONNARUWA	0
MONERAGALA	0
KALMUNAI	0
QUARANTINE CENTERS	34
FOREIGNERS	3
Total	143*