



## Epidemiology Unit Ministry of Health

231, De Saram Place, Colombo 10, Sri Lanka

Tele: (+94 11) 2695112, 2681548, 4740490, 4740491, 4740492 Fax: (+94 11) 2696583 E-mail: [chepid@slt.net.lk](mailto:chepid@slt.net.lk), [epidunit@slt.net.lk](mailto:epidunit@slt.net.lk) Web: [www.epid.gov.lk](http://www.epid.gov.lk)

### Coronavirus disease 2019 (COVID-19) - Situation Report – 03.05.2021– 10 a.m.

An outbreak of pneumonia of unknown reason was first reported on 31<sup>st</sup> December 2019 from Wuhan City in Hubei Province of China. On 7<sup>th</sup> Jan 2020, it was diagnosed as “Novel Corona Virus”. On 30/01, WHO has declared it as a Public Health Emergency of International Concern (PHEIC). On 11/02/2020 the WHO renamed the disease as COVID-19 and on 11/03/2020 declared as pandemic. The incubation period is reported as 2-14 days.

Patients identified in last 24H	
<b>Total Confirmed</b>	<b>1891</b>
Returnees (+ close contacts) from other countries	Sri Lankans 48 Foreigners 0
Kandakadu Rehab. Center detainees and their contacts	0
Hospital samples (admitted with clinical signs/symptoms)	0
New Year Cluster	1838
Prison cluster	5

Details of COVID 19 diagnosed patients – Last 24H				
Number inward as at yesterday-10 am	COVID 19 Positive - last 24H	Discharged from the hospital - last 24H	Number of deaths - last 24H	Number inward as at today-10 am
<b>11933</b>	<b>1891</b>	<b>967</b>	<b>9</b>	<b>12848</b>

#### Local Situation

Total Number Confirmed		111753
Imported Cases (Returnees from other countries)	Foreigners	298
	Sri Lankans	3627
Local Cases	Navy & their close contacts	950
	Kandakadu cluster & their close contacts	651
	Minuwangoda Cluster	3059
	Fish Market\ Harbour Cluster	82785
	Prison cluster	4830
	New Year Cluster	15240
Others	313	

<b>Total Number Confirmed</b>	<b>111753</b>
Total Number Recovered	98209
Total Number of Deaths	696
Confirmed and hospitalized - today 10 am	12848

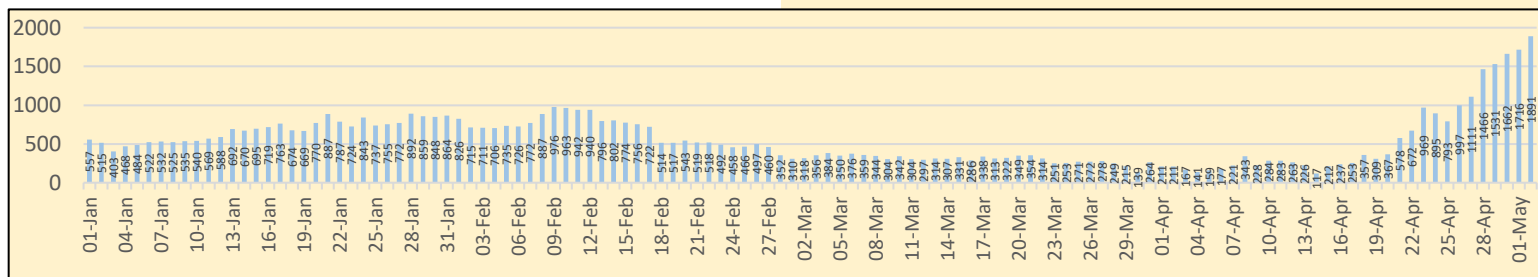
<b>Suspected and hospitalized - today 10 am</b>	<b>834</b>
---	------------



COVID-19 Vaccination	1 <sup>st</sup> Dose	2 <sup>nd</sup> Dose
Covishield Vaccine	925242	94436
Sinopharm Vaccine (Chinese Nationals)	2865	2435

Country	Cumulative Cases per 1 million population	COVID-19 deaths per 1 million population
Sri Lanka	5126	31
India	12290	139
Singapore	10421	5
Australia	1163	36
South East Asian Region	9877	126

HEALTH DISTRICT	Count
COLOMBO	33594
GAMPAHA	20856
PUTTALAM	1743
KALUTARA	8308
ANURADHAPURA	742
KANDY	4836
KURUNEGALA	4832
POLONNARUWA	331
JAFFNA	1450
RATNAPURA	3313
KEGALLE	1821
MONERAGALA	1054
KALMUNAI	1314
MATALE	1637
GALLE	3031
AMPARA	400
BADULLA	1680
MATARA	2044
BATTICOLOA	636
HAMBANTOTA	936
VAVUNIA	473
TRINCOMALEE	748
NUWARAELIYA	1721
KILINOCHCHI	151
MANNAR	311
MULLATIVU	69

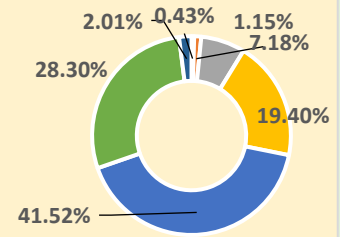
Note: Considered only the individuals who contracted the disease from the districts



<b>COVID 19 Deaths</b>	<b>696</b>
	443
	253

### Age distribution of deaths

- < 15
- 16 - 30
- 31 - 45
- 46 - 60
- 61 - 75
- 76 - 90
- >90



Number of COVID -19 suspected patients -834						
Hospital	Total suspected up to			Today 10am		
	SL	Forei.	Total	SL	Forei.	Total
NIID	1386	76	1462	10	0	10
NHSL	43079	16	43095	63	0	63
TH Ragama	4530	5	4535	54	0	54
TH Karapitiya	1433	27	1460	30	0	30
TH A'pura	2928	2	2930	9	0	9
TH Kurun.	2541	1	2542	60	0	60
TH Jaffna	590	2	592	0	0	0
NH Kandy	2239	6	2245	65	0	65
TH Batti.	751	0	751	20	0	20
DGH Gampaha	1372	4	1376	16	0	16
DGH Negombo	2642	15	2657	22	0	22
TH Rathn.	1234	0	1234	14	0	14
PGH Badulla	702	2	704	36	0	36
LRH	510	0	510	7	0	7
DMH	2755	1	2756	8	0	8
DGH Polon'wa	2545	6	2551	17	0	17
TH Kalubowila	2390	5	2395	26	0	26
Castle St TH	834	0	834	2	0	2
BH Hambanthota	385	2	387	0	0	0
BH Mona'gala	783	0	783	9	0	9
BH Welikanda	69	1	70	0	0	0
DGH Kaluthara	1734	2	1736	26	0	26
Chest H. Welisara	2676	2	2678	27	0	27
Colombo East Base	337	0	337	8	0	8
G.H. Chilaw	7869	1	7870	23	0	23
G.H. Matara	241	2	243	0	0	0
KDU Hospital	17093	0	17093	98	0	98
G.H. Vavunia	377	0	377	1	0	1
B.H. Marawila	795	1	796	6	0	6
S.J.Pura TH	23831	2	23833	120	0	120
BH Theldeniya	171	0	171	7	0	7
BH Tangalle	99	1	100	4	0	4
NIMH	1202	0	1202	46	0	46
<b>Total</b>	Incorrect to total as transfers counts in both the institutions			<b>834</b>	<b>0</b>	<b>834</b>

Source: Epidemiology Unit, Disease Surveillance System

Hospital	Inward Today 10am			Discharged during last		
	SL	Forei	Total	SL	Foreign	Total
NIID	151	0	151	6	0	6
BH Welikanda	92	0	92	0	0	0
Iranawila Hospital	71	0	71	6	0	6
BH Minuwangoda	46	0	46	2	0	2
Colombo East Base Hospital	109	0	109	4	0	4
TH Anuradhapura	81	0	81	30	0	30
Neville F'do hospital	327	0	327	36	0	36
DGH Hambanthota	216	0	216	51	0	51
DH Rambukkana	66	0	66	9	0	9
Kamburugamuwa	225	0	225	20	0	20
Kathankudy Hospital	62	0	62	14	0	14
BH Theldeniya	124	0	124	1	0	1
BH Homagama	167	0	167	8	0	8
BH Galgamuwa	0	0	0	0	0	0
DH Abanpola	46	0	46	2	0	2
DH Lunawa	110	0	110	5	0	5
DH Ingiriya	33	0	33	0	0	0
DH Kosgama	67	0	67	7	0	7
DH Dankotuwa	73	0	73	7	0	7
DH Divulapitiya	88	0	88	6	0	6
DH Laggala Pallegama	106	0	106	21	0	21
DH Dompe	35	0	35	0	0	0
DH Pimbura	63	0	63	5	0	5
DH Karadiyanaru	99	0	99	0	0	0
DH Radawana	39	0	39	3	0	3
Ichchilampattu Hospital	64	0	64	10	0	10
DH Padiyathalawa	71	0	71	0	0	0
NHRD (Welisara)	0	0	0	0	0	0
DH Palamune	82	0	82	1	0	1
DH Undugoda	120	0	120	0	0	0
DH Narammala	61	0	61	5	0	5
DH Iththepana	28	0	28	4	0	4
DH Mathugama	0	0	0	0	0	0
DH Bandaragama	36	0	36	3	0	3
DH Nochchiyagama	42	0	42	15	0	15
DH Nawagamuwa	29	0	29	5	0	5
DH Bandarawela	46	0	46	0	0	0
DH Haguranketha	36	0	36	1	0	1
DH Beligala	65	0	65	0	0	0
DH Katugasthota	41	0	41	0	0	0
Army Hospital Panagoda	19	0	19	0	0	0
SLAF BH Katunayake	49	0	49	3	0	3
NIMH	14	0	14	1	0	1
Galuwapokuna Treat. Centre	86	0	86	0	0	0
Kandakadu treatment Centre	0	0	0	0	0	0
Gallela treatment Centre	0	0	0	0	0	0
Punani treatment Centre	728	0	728	0	0	0
Embilipitiya treatment Centre	198	0	198	43	0	43
Kahagolla treat. Centre	148	0	148	3	0	3
Samanalawewa treatment Centre	0	0	0	0	0	0
Rehabilitation Centre Ampara	241	0	241	4	0	4
Kahawatta treat. Centre	0	0	0	0	0	0
Wathupitiwela Treat. Centre	100	0	100	32	0	32
Bingiriya treat. Centre	481	0	481	109	0	109
Rambukkana treat. Centre	269	0	269	36	0	36
Poigolla treatment Centre	0	0	0	0	0	0
Yakkala treatment Centre	96	0	96	23	0	23
Kopal treatment Centre	294	0	294	186	0	186
Police training school Kalutara	0	0	0	0	0	0
Karandeniya treatment Centre	132	0	132	0	0	0
Panideniya treat. Centre	324	0	324	8	0	8
Darga town treatment Centre	28	0	28	1	0	1
BH Warakapola	187	0	187	25	0	25
Krishnapuram Treatment Center - Kilinochchi	144	0	144	0	0	0
Dambadeniya Treat. Centre	327	0	327	43	0	43
Hikkaduwa Treat. Centre	236	0	236	0	0	0
Welligama Treat. Centre	71	0	71	11	0	11
Giriulla Treat. Centre	360	0	360	76	0	76
Bidunwewa Treat. Centre	158	0	158	53	0	53
Koggala Beach Hotel	139	0	139	23	0	23
Hikkaduwa Super Corel-ICC	0	0	0	0	0	0
Habaraduwa treat. Centre	0	0	0	0	0	0
Hanthana treat. Centre	80	0	80	0	0	0
Kundasale treat. centre	45	0	45	0	0	0