



## Epidemiology Unit Ministry of Health

231, De Saram Place, Colombo 10, Sri Lanka

Tele: (+94 11) 2695112, 2681548, 4740490, 4740491, 4740492 Fax: (+94 11) 2696583 E-mail: [chepid@slt.net.lk](mailto:chepid@slt.net.lk), [epidunit@slt.net.lk](mailto:epidunit@slt.net.lk) Web: [www.epid.gov.lk](http://www.epid.gov.lk)

### Coronavirus disease 2019 (COVID-19) - Situation Report – 05.04.2021– 10 a.m.

An outbreak of pneumonia of unknown reason was first reported on 31<sup>st</sup> December 2019 from Wuhan City in Hubei Province of China. On 7<sup>th</sup> Jan 2020, it was diagnosed as “Novel Corona Virus”. On 30/01, WHO has declared it as a Public Health Emergency of International Concern (PHEIC). On 11/02/2020 the WHO renamed the disease as COVID-19 and on 11/03/2020 declared as pandemic. The incubation period is reported as 2-14 days.

Patients identified in last 24H	
<b>Total Confirmed</b>	<b>141</b>
Returnees (+ close contacts) from other countries	Sri Lankans 17 Foreigners 2
Kandakadu Rehab. Center detainees and their contacts	0
Hospital samples (admitted with clinical signs/symptoms)	0
Sub clusters related to Peliyagoda cluster	115
Prison cluster	7

Details of COVID 19 diagnosed patients – Last 24H				
Number inward as at yesterday-10 am	COVID 19 Positive - last 24H	Discharged from the hospital - last 24H	Number of deaths - last 24H	Number inward as at today-10 am
<b>2508</b>	<b>141</b>	<b>355</b>	<b>2</b>	<b>2292</b>

#### Local Situation

Total Number Confirmed		93436
Imported Cases (Returnees from other countries)	Foreigners	215
	Sri Lankans	2760
Local Cases	Navy & their close contacts	950
	Kandakadu cluster & their close contacts	651
	Sub clusters related to Minuwangoda/Peliyagoda/ Prison cluster	88547
	Others	313

<b>Total Number Confirmed</b>	<b>93436</b>
Total Number Recovered	90563
Total Number of Deaths	581
Confirmed and hospitalized - today 10 am	2292

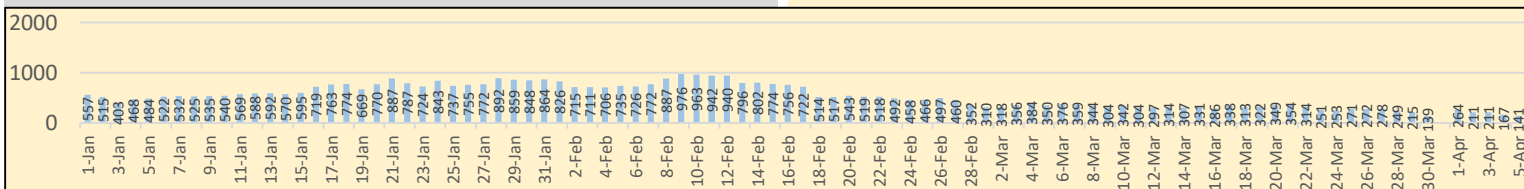
<b>Suspected and hospitalized - today 10 am</b>	<b>324</b>
---	------------



<b>COVID-19 Total Vaccinated</b>	<b>924479</b>
----------------------------------	---------------

Country	Cumulative Cases per 1 million population	COVID-19 deaths per 1 million population
Sri Lanka	4286	26
India	8675	117
Singapore	10305	5
Australia	1147	36
South East Asian Region	7233	108

HEALTH DISTRICT	Count
COLOMBO	29990
GAMPAHA	18469
PUTTALAM	1246
KALUTARA	6719
ANURADHAPURA	636
KANDY	4207
KURUNEGALA	2640
POLONNARUWA	239
JAFFNA	855
RATNAPURA	2921
KEGALLE	1707
MONERAGALA	623
KALMUNAI	1292
MATALE	1059
GALLE	2482
AMPARA	329
BADULLA	1554
MATARA	1806
BATTICOLOA	588
HAMBANTOTA	736
VAVUNIA	422
TRINCOMALEE	553
NUWARAELIYA	1366
KILINOCHCHI	134
MANNAR	287
MULLATIVU	58

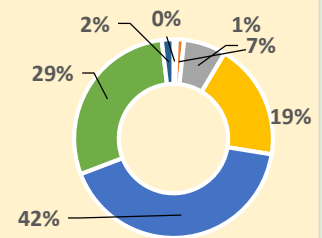
Note: Considered only the individuals who contracted the disease from the districts



<b>COVID 19 Deaths</b>	<b>581</b>
	363
	218

### Age distribution of deaths

- < 15
- 16 - 30
- 31 - 45
- 46 - 60
- 61 - 75
- 76 - 90
- >90



Number of COVID -19 suspected patients - 324						
Hospital	Total suspected up to			Today 10am		
	SL	Forei.	Total	SL	Forei.	Total
NIID	1349	76	1425	1	0	1
NHSL	33710	16	33726	1	0	1
TH Ragama	4015	5	4020	10	0	10
TH Karapitiya	1140	27	1167	1	0	1
TH A'pura	2707	2	2709	1	0	1
TH Kurun.	2090	1	2091	4	0	4
TH Jaffna	527	2	529	2	0	2
NH Kandy	1899	6	1905	9	0	9
TH Batti.	661	0	661	4	0	4
DGH Gampaha	1169	4	1173	1	0	1
DGH Negombo	2484	15	2499	11	0	11
TH Rathn.	1116	0	1116	1	0	1
PGH Badulla	511	2	513	1	0	1
LRH	481	0	481	1	0	1
DMH	2641	1	2642	5	0	5
DGH Polon'wa	2115	6	2121	0	0	0
TH Kalubowila	2028	5	2033	2	0	2
Castle St TH	807	0	807	0	0	0
BH Hambanthota	385	2	387	0	0	0
BH Mona'gala	645	0	645	1	0	1
BH Welikanda	69	1	70	0	0	0
DGH Kaluthara	1510	2	1512	4	0	4
Chest H. Welisara	2258	2	2260	41	0	41
Colombo East Base	315	0	315	1	0	1
G.H. Chilaw	7132	1	7133	8	0	8
G.H. Matara	241	2	243	0	0	0
KDU Hospital	14252	0	14252	66	0	66
G.H. Vavunia	361	0	361	1	0	1
B.H. Marawila	707	1	708	4	0	4
S.J.Pura TH	18524	2	18526	99	0	99
BH Theldeniya	150	0	150	3	0	3
BH Tangalle	92	1	93	0	0	0
NIMH	1019	0	1019	41	0	41
<b>Total</b>	Incorrect to total as transfers counts in both the institutions			<b>324</b>	<b>0</b>	<b>324</b>

Source: Epidemiology Unit, Disease Surveillance System

	Inward Today 10am			Discharged during last		
	SL	Forei	Total	SL	Foreign	Total
NIID	75	0	75	1	0	1
BH Welikanda	36	0	36	0	0	0
Iranawila Hospital	15	0	15	1	0	1
BH Minuwangoda	11	0	11	0	0	0
Colombo East Base Hospital	37	0	37	8	0	8
TH Anuradhapura	41	0	41	13	0	13
Neville F'do hospital	68	0	68	20	0	20
DGH Hambanthota	63	0	63	18	0	18
DH Rambukkana	0	0	0	0	0	0
Kamburugamuwa	15	0	15	1	0	1
Kathankudy Hospital	6	0	6	4	0	4
BH Theldeniya	17	0	17	1	0	1
BH Homagama	83	0	83	0	0	0
BH Galgamuwa	0	0	0	0	0	0
DH Abanpola	14	0	14	0	0	0
DH Lunawa	31	0	31	1	0	1
DH Ingiriya	9	0	9	1	0	1
DH Kosgama	10	0	10	3	0	3
DH Dankotuwa	10	0	10	3	0	3
DH Divulapitiya	35	0	35	6	0	6
DH Laggala Pallegama	42	0	42	11	0	11
DH Dompe	13	0	13	1	0	1
DH Pimbura	22	0	22	4	0	4
DH Karadiyanaru	28	0	28	0	0	0
DH Radawana	25	0	25	1	0	1
Ichchilampattu Hospital	18	0	18	2	0	2
DH Padiyathalawa	0	0	0	0	0	0
NHRD (Welisara)	1	0	1	0	0	0
DH Palamune	6	0	6	0	0	0
DH Undugoda	0	0	0	0	0	0
DH Narammala	21	0	21	4	0	4
DH Iththevana	0	0	0	0	0	0
DH Mathugama	7	0	7	2	0	2
DH Bandaragama	9	0	9	4	0	4
DH Nochchiyagama	10	0	10	0	0	0
DH Nawagamuwa	1	0	1	0	0	0
DH Bandarawela	0	0	0	0	0	0
DH Haguranketha	10	0	10	0	0	0
Army Hospital Panagoda	1	0	1	2	0	2
SLAF BH Katunayake	2	0	2	0	0	0
NIMH	2	0	2	2	0	2
Kandakadu treatment Centre	0	0	0	0	0	0
Gallela treatment Centre	0	0	0	0	0	0
Punani treatment Centre	0	0	0	0	0	0
Embilipitiya treatment Centre	65	0	65	22	0	22
Kahagolla treat. Centre	44	0	44	13	0	13
Samanalawewa treatment Centre	0	0	0	0	0	0
Rehabilitation Centre Ampara	20	0	20	2	0	2
Kahawatta treat. Centre	0	0	0	0	0	0
Wathupitiwela Treat. Centre	24	0	24	5	0	5
Bingiriya treat. Centre	92	0	92	19	0	19
Rambukkana treat. Centre	10	0	10	1	0	1
Poigolla treatment Centre	37	0	37	4	0	4
Yakkala treatment Centre	33	0	33	6	0	6
Kopai treatment Centre	129	0	129	127	0	127
Police training school Kalutara	0	0	0	0	0	0
Karadeniya treatment Centre	0	0	0	0	0	0
Panideniya treat. Centre	28	0	28	1	0	1
Darga town treatment Centre	10	0	10	2	0	2
BH Warakapola	46	0	46	24	0	24
Krishnapuram Treatment Center - Kilinochchi	128	0	128	6	0	6
Dambadeniya Treat. Centre	11	0	11	0	0	0
Hikkaduwa Treat. Centre	51	0	51	0	0	0
Weligama Treat. Centre	18	0	18	0	0	0
Giriulla Treat. Centre	88	0	88	0	0	0
Bidunnewa Treat. Centre	23	0	23	9	0	9
Koggala Beach Hotel	31	0	31	0	0	0
Hikkaduwa Super Corel-ICC	0	0	0	0	0	0
Habaraduwa treat. Centre	0	0	0	0	0	0