



## Epidemiology Unit Ministry of Health

231, De Saram Place, Colombo 10, Sri Lanka

Tele: (+94 11) 2695112, 2681548, 4740490, 4740491, 4740492 Fax: (+94 11) 2696583 E-mail: [chepid@slt.net.lk](mailto:chepid@slt.net.lk), [epidunit@slt.net.lk](mailto:epidunit@slt.net.lk) Web: [www.epid.gov.lk](http://www.epid.gov.lk)

### Coronavirus disease 2019 (COVID-19) - Situation Report – 06.06.2021– 10 a.m.

An outbreak of pneumonia of unknown reason was first reported on 31<sup>st</sup> December 2019 from Wuhan City in Hubei Province of China. On 7<sup>th</sup> Jan 2020, it was diagnosed as “Novel Corona Virus”. On 30/01, WHO has declared it as a Public Health Emergency of International Concern (PHEIC). On 11/02/2020 the WHO renamed the disease as COVID-19 and on 11/03/2020 declared as pandemic. The incubation period is reported as 2-14 days.

Patients identified in last 24H		
<b>Total Confirmed</b>		<b>3103</b>
Returnees (+ close contacts) from other countries	Sri Lankans	9
	Foreigners	0
Kandakadu Rehab. Center detainees and their contacts		0
Hospital samples (admitted with clinical signs/symptoms)		0
New Year Cluster		2854
Prison cluster		240

Details of COVID 19 diagnosed patients – Last 24H				
Number inward as at yesterday-10 am	COVID 19 Positive – last 24H	Discharged from the hospital – last 24H	Number of deaths – last 24H	Number inward/waiting to admit as at today-10 am
<b>31466</b>	<b>3103</b>	<b>1172</b>	<b>40</b>	<b>33357</b>

#### Local Situation

Total Number Confirmed		202357
Imported Cases (Returnees from other countries)	Foreigners	318
	Sri Lankans	4447
Local Cases	Navy & their close contacts	950
	Kandakadu cluster & their close contacts	651
	Minuwangoda Cluster	3059
	Fish Market\ Harbour Cluster	82785
	Prison cluster	6355
	New Year Cluster	103479
Others		313

<b>Total Number Confirmed</b>	<b>202357</b>
Total Number Recovered	167304
Total Number of Deaths	1696
Hospitalized/waiting to admit – today 10 am	33357

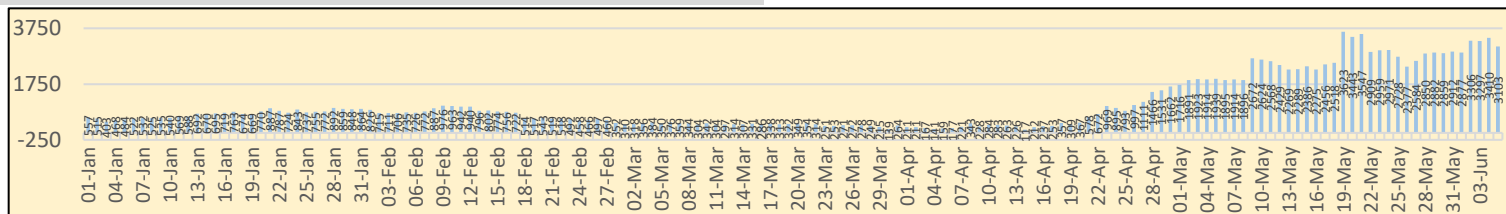
<b>Suspected and hospitalized – today 10 am</b>	<b>1453</b>
---	-------------



COVID-19 Vaccination	1 <sup>st</sup> Dose	2 <sup>nd</sup> Dose
<b>Covishield Vaccine</b>	925242	353156
<b>Sinopharm Vaccine</b>	953480	-
<b>Sputnik V</b>	64986	-

Country	Cumulative Cases per 1 million population	COVID-19 deaths per 1 million population
Sri Lanka	9282	77
India	20214	236
Singapore	10751	5.4
Australia	1180	36
South East Asian Region	15635	199

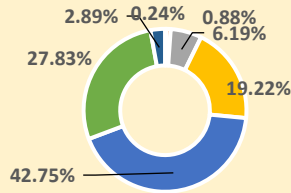
District	1 <sup>st</sup> Wave	2 <sup>nd</sup> Wave	3 <sup>rd</sup> Wave	Total
Colombo	174	32123	19235	51532
Gampaha	51	18483	16193	34727
Kalutara	72	6986	14551	21609
Kandy	19	5710	4848	10577
Kurunagala	30	3191	6959	10180
Galle	4	2645	5961	8610
Ratnapura	9	3654	4374	8037
Matara	4	1544	3173	4721
Matale	5	1214	3080	4299
Nuwara Eliya	2	1259	3273	4534
Kegalle	10	1770	2001	3781
Jaffna	16	1441	1947	3404
Badulla	4	1358	2162	3524
Puttalam	39	1024	1892	2955
Anuradhapura	31	820	1995	2846
Hambantota	3	710	1804	2517
Trincomalee	4	651	1662	2317
Monaragala	6	545	1533	2084
Polonnaruwa	10	475	1308	1793
Ampara	9	498	971	1478
Kalmunai	18	1296	97	1411
Batticaloa	1	699	806	1506
Vavuniya	2	623	416	1041
Mullaitivu	0	278	626	904
Kilinochchi	0	250	710	960
Mannar	0	379	207	586



<b>COVID 19 Deaths</b>	<b>1696</b>
	1004
	692

**Age distribution of deaths**

- < 15
- 16 - 30
- 31 - 45
- 46 - 60
- 61 - 75
- 76 - 90
- >90



**Number of COVID -19 suspected patients - 1453**

Hospital	Total suspected up to now			Today 10am		
	SL	Forei.	Total	SL	Forei.	Total
NIID	1449	76	1525	11	0	11
NHSL	47567	16	47583	143	0	143
TH Ragama	6834	5	6839	156	0	156
TH Karapitiya	2446	27	2473	77	0	77
TH A'pura	3893	2	3895	15	0	15
TH Kurun.	3627	1	3628	96	0	96
TH Jaffna	781	2	783	0	0	0
NH Kandy	2700	6	2706	18	0	18
TH Batti.	1095	0	1095	50	0	50
DGH Gampaha	2011	4	2015	94	0	94
DGH Negombo	3268	15	3283	72	0	72
TH Rathn.	1835	0	1835	71	0	71
PGH Badulla	1120	2	1122	43	0	43
LRH	684	0	684	14	0	14
DMH	2892	1	2893	16	0	16
DGH Polon'wa	3343	6	3349	6	0	6
TH Kalubowila	6087	5	6092	4	0	4
Castle St TH	897	0	897	17	0	17
BH Hambanthota	391	2	393	0	0	0
BH Mona'gala	1035	0	1035	10	0	10
BH Welikanda	69	1	70	0	0	0
DGH Kaluthara	3757	2	3759	182	0	182
Chest H. Welisara	3017	2	3019	49	0	49
Colombo East Base	404	0	404	5	0	5
G.H. Chilaw	8644	1	8645	19	0	19
G.H. Matara	241	2	243	0	0	0
KDU Hospital	20347	0	20347	55	0	55
G.H. Vavunia	415	0	415	2	0	2
B.H. Marawila	935	1	936	2	0	2
S.J.Pura TH	31687	2	31689	163	0	163
BH Theldeniya	174	0	174	8	0	8
BH Tangalle	233	1	234	10	0	10
NIMH	1425	0	1425	45	0	45
<b>Total</b>	Incorrect to total as transfers counts in both the		<b>1453</b>	<b>0</b>	<b>1453</b>	

Source: Epidemiology Unit, Disease Surveillance System

**Hospital distribution of COVID 19 diagnosed patients**

	Inward Today 10am			Discharged during last		
	SL	Forei	Total	SL	Foreign	Total
NIID	144	0	144	25	0	25
BH Welikanda	64	0	64	1	0	1
Iranawila Hospital	96	0	96	5	0	5
BH Minuwangoda	77	0	77	0	0	0
Colombo East Base Hospital	94	0	94	5	0	5
TH Anuradhapura	53	0	53	3	0	3
TH Kandy	115	0	115	0	0	0
TH Jaffna	68	0	68	0	0	0
Neville F'do hospital	500	0	500	47	0	47
DGH Hambanthota	115	0	115	9	0	9
DH Rambukkana	47	0	47	3	0	3
Kamburugamuwa	184	0	184	18	0	18
Kathankudy Hospital	70	0	70	12	0	12
BH Theldeniya	104	0	104	3	0	3
BH Homagama	115	0	115	6	0	6
BH Hingurakoda	186	0	186	11	0	11
BH Galenbidunawewa	47	0	47	3	0	3
BH Kebithigollewa	19	0	19	2	0	2
DH Abanpola	42	0	42	4	0	4
DH Lunawa	58	0	58	9	0	9
DH Ingiriya	58	0	58	3	0	3
DH Kosgama	71	0	71	21	0	21
DH Dankotuwa	70	0	70	6	0	6
DH Divulapitiya	74	0	74	7	0	7
DH Laggala Pallegama	83	0	83	2	0	2
DH Dompe	51	0	51	3	0	3
DH Pimbura	53	0	53	2	0	2
DH Karadiyanaru	103	0	103	0	0	0
DH Radawana	39	0	39	2	0	2
Ichchilampattu Hospital	44	0	44	15	0	15
DH Padiyathalawa	36	0	36	0	0	0
NHRD (Welisara)	23	0	23	5	0	5
DH Palamune	82	0	82	3	0	3
DH Undugoda	98	0	98	8	0	8
DH Narammala	39	0	39	4	0	4
DH Iththepana	21	0	21	4	0	4
DH Mathugama	45	0	45	0	0	0
DH Bandaragama	52	0	52	3	0	3
DH Nochchiyagama	37	0	37	6	0	6
DH Nawagamawa	24	0	24	5	0	5
DH Bandarawela	52	0	52	2	0	2
DH Hagaranketha	20	0	20	0	0	0
DH Beligala	57	0	57	5	0	5
DH Katugasthota	20	0	20	2	0	2
DH Wattegama	21	0	21	1	0	1
DH Walapane	26	0	26	4	0	4
DH Damana	49	0	49	6	0	6
DH Devyandara	22	0	22	0	0	0
DH Medagama	70	0	70	2	0	2
DH Pallegama	39	0	39	5	0	5
DH Wethara	49	0	49	0	0	0
DH Kithulgala	60	0	60	0	0	0
DH Kuchcheweli	65	0	65	14	0	14
DH Thammanawa	25	0	25	0	0	0
DH Middeniya	19	0	19	2	0	2
DH Ambalanthota	57	0	57	5	0	5
DH Rakwana	14	0	14	2	0	2
DH Nakulugamuwa	0	0	0	5	0	5
DH Akurana	39	0	39	10	0	10
Army Hospital Panagoda	78	0	78	5	0	5
SLAF BH Katunavake	14	0	14	0	0	0
NIMH	20	0	20	2	0	2
Ayurveda hospital Rajagiriyi	159	0	159	18	0	18
Galuwapokuna Treat. Centre	59	0	59	0	0	0
Kandakadu treatment Centre	357	0	357	0	0	0
Gallela treatment Centre	373	0	373	158	0	158
Punani treatment Centre	514	0	514	44	0	44
Embilipitiya treatment Centre	172	0	172	39	0	39
Kahagolla treat. Centre	211	0	211	31	0	31
Rehabilitation Centre Ampara	248	0	248	9	0	9
Kahawatta treat. Centre	278	0	278	0	0	0
Wathupitiwela Treat. Centre	120	0	120	6	0	6
Bingiriya treat. Centre	525	0	525	0	0	0
Rambukkana treat. Centre	360	0	360	0	0	0
Yakkala treatment Centre	117	0	117	0	0	0
Kopal treatment Centre	314	0	314	2	0	2
Karadeniya treatment Centre	122	0	122	18	0	18
Panideniya treat. Centre	338	0	338	48	0	48
Darga town treatment Centre	97	0	97	8	0	8
BH Warakapola	193	0	193	31	0	31
Krishnapuram Treatment Center -	86	0	86	19	0	19
Dambadeniya Treat. Centre	495	0	495	49	0	49
Hikkaduwa Treat. Centre	218	0	218	7	0	7
Weligama Treat. Centre	83	0	83	10	0	10
Giriulla Treat. Centre	313	0	313	12	0	12
Bidunwewa Treat. Centre	243	0	243	6	0	6
Koggala Beach Hotel	73	0	73	6	0	6
Habaraduwa treat. Centre	108	0	108	13	0	13
Hanthana treat. Centre	42	0	42	3	0	3
Kundasale treat. Centre	70	0	70	8	0	8
Punani Brandix treat. Rx Centre	237	0	237	32	0	32
ICC Kande Ela	65	0	65	1	0	1
ICC Bogawanthalawa	61	0	61	1	0	1
ICC Hardy Technical College	129	0	129	23	0	23
Naleemiah school ICC	247	0	247	29	0	29
Marathamunei ITC	91	0	91	0	0	0
Pasdunrata ITC	400	0	400	18	0	18
Sripali Horana ITC	216	0	216	21	0	21
Gampola Youth Centre ITC	95	0	95	10	0	10
Gomarandadawala ITC	43	0	43	5	0	5
Pudukdiruppu ICC	74	0	74	5	0	5
Angunakopapelessa ICC	121	0	121	18	0	18
Citrus ICC	79	0	79	0	0	0
Kalawana ICC	84	0	84	0	0	0
Parathipuram ICC	79	0	79	0	0	0
Kadaikadu ICC	327	0	327	59	0	59
Murikandi ICC	158	0	158	6	0	6
Boossa Army camp ICC	153	0	153	6	0	6
STF Katukurunda ICC	118	0	118	0	0	0
Nilaweli ICC	76	0	76	9	0	9
Tec. Matala ICC	177	0	177	27	0	27
Polgolla treat. centre	228	0	228	0	0	0
Kaluthara treat. centre	142	0	142	0	0	0
Pallekele treat. centre	71	0	71	10	0	10
DGH Vavuniya	14	0	14	0	0	0
ICC Kiliveddi	23	0	23	0	0	0
ICC Galkiriyagama	107	0	107	7	0	7
ICC Urubokka	18	0	18	0	0	0
ICC Wahamalgalollewa	155	0	155	3	0	3
ICC Morawaka	41	0	41	0	0	0
ICC Hindagoda	210	0	210	0	0	0