



Epidemiology Unit Ministry of Health

231, De Saram Place, Colombo 10, Sri Lanka

Tele: (+94 11) 2695112, 2681548, 4740490, 4740491, 4740492 Fax: (+94 11) 2696583 E-mail: chepid@slt.net.lk, epidunit@slt.net.lk Web: www.epid.gov.lk

Coronavirus disease 2019 (COVID-19) - Situation Report – 08.04.2021– 10 a.m.

An outbreak of pneumonia of unknown reason was first reported on 31st December 2019 from Wuhan City in Hubei Province of China. On 7th Jan 2020, it was diagnosed as “Novel Corona Virus”. On 30/01, WHO has declared it as a Public Health Emergency of International Concern (PHEIC). On 11/02/2020 the WHO renamed the disease as COVID-19 and on 11/03/2020 declared as pandemic. The incubation period is reported as 2-14 days.

Patients identified in last 24H	
Total Confirmed	221
Returnees (+ close contacts) from other countries	Sri Lankans 14 Foreigners 17
Kandakadu Rehab. Center detainees and their contacts	0
Hospital samples (admitted with clinical signs/symptoms)	0
Sub clusters related to Peliyagoda cluster	178
Prison cluster	12

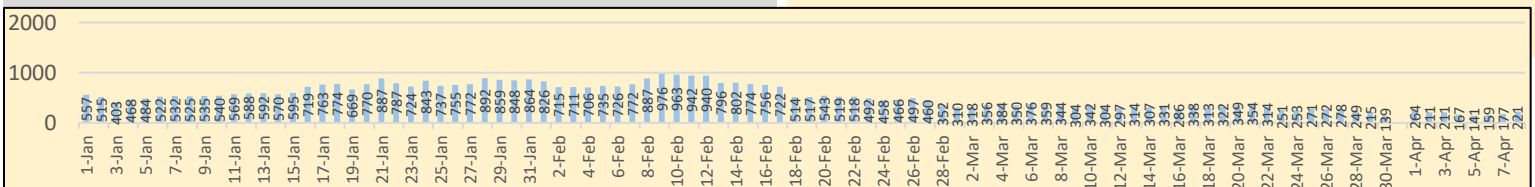
Details of COVID 19 diagnosed patients – Last 24H				
Number inward as at yesterday-10 am	COVID 19 Positive - last 24H	Discharged from the hospital - last 24H	Number of deaths - last 24H	Number inward as at today-10 am
2267	221	127	3	2358

Local Situation

Total Number Confirmed		93993
Imported Cases (Returnees from other countries)	Foreigners	235
	Sri Lankans	2812
Local Cases	Navy & their close contacts	950
	Kandakadu cluster & their close contacts	651
	Sub clusters related to Minuwangoda/Peliyagoda/ Prison cluster	89032
	Others	313

Total Number Confirmed	93993
Total Number Recovered	91044
Total Number of Deaths	591
Confirmed and hospitalized - today 10 am	2358



Suspected and hospitalized - today 10 am	363
---	------------



COVID-19 Total Vaccinated	924758
----------------------------------	---------------

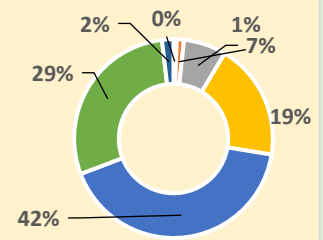
Country	Cumulative Cases per 1 million population	COVID-19 deaths per 1 million population
Sri Lanka	4311	27
India	9047	119
Singapore	10336	5
Australia	1151	36
South East Asian Region	7526	110

HEALTH DISTRICT	Count
COLOMBO	30083
GAMPAHA	18519
PUTTALAM	1255
KALUTARA	6736
ANURADHAPURA	652
KANDY	4224
KURUNEGALA	2662
POLONNARUWA	239
JAFFNA	900
RATNAPURA	2964
KEGALLE	1710
MONERAGALA	631
KALMUNAI	1292
MATALE	1061
GALLE	2495
AMPARA	332
BADULLA	1554
MATARA	1817
BATTICOLOA	590
HAMBANTOTA	737
VAVUNIA	431
TRINCOMALEE	553
NUWARAELIYA	1388
KILINOCHCHI	134
MANNAR	287
MULLATIVU	60
Note: Considered only the individuals who contracted the disease from the districts	

COVID 19 Deaths	591
	371
	220

Age distribution of deaths

- < 15
- 16 - 30
- 31 - 45
- 46 - 60
- 61 - 75
- 76 - 90
- >90



Number of COVID -19 suspected patients -363						
Hospital	Total suspected up to			Today 10am		
	SL	Forei.	Total	SL	Forei.	Total
NIID	1354	76	1430	6	0	6
NHSL	34920	16	34936	2	0	2
TH Ragama	4045	5	4050	8	0	8
TH Karapitiya	1144	27	1171	1	0	1
TH A'pura	2714	2	2716	4	0	4
TH Kurun.	2096	1	2097	3	0	3
TH Jaffna	533	2	535	8	0	8
NH Kandy	1927	6	1933	2	0	2
TH Batti.	682	0	682	1	0	1
DGH Gampaha	1171	4	1175	1	0	1
DGH Negombo	2487	15	2502	11	0	11
TH Rathn.	1127	0	1127	6	0	6
PGH Badulla	517	2	519	5	0	5
LRH	482	0	482	0	0	0
DMH	2655	1	2656	5	0	5
DGH Polon'wa	2143	6	2149	0	0	0
TH Kalubowila	2044	5	2049	5	0	5
Castle St TH	808	0	808	0	0	0
BH Hambanthota	385	2	387	0	0	0
BH Mona'gala	650	0	650	6	0	6
BH Welikanda	69	1	70	0	0	0
DGH Kaluthara	1513	2	1515	3	0	3
Chest H. Welisara	2310	2	2312	29	0	29
Colombo East Base	317	0	317	1	0	1
G.H. Chilaw	7167	1	7168	11	0	11
G.H. Matara	241	2	243	0	0	0
KDU Hospital	14431	0	14431	48	0	48
G.H. Vavunia	361	0	361	1	0	1
B.H. Marawila	714	1	715	1	0	1
S.J.Pura TH	18996	2	18998	160	0	160
BH Theldeniya	154	0	154	1	0	1
BH Tangalle	93	1	94	0	0	0
NIMH	1048	0	1048	34	0	34
Total	Incorrect to total as transfers counts in both the institutions			363	0	363

Source: Epidemiology Unit, Disease Surveillance System

Hospital	Inward Today 10am			Discharged during last		
	SL	Forei	Total	SL	Foreig	Total
NIID	76	0	76	4	0	4
BH Welikanda	29	0	29	7	0	7
Iranawila Hospital	18	0	18	0	0	0
BH Minuwangoda	17	0	17	0	0	0
Colombo East Base Hospital	37	0	37	4	0	4
TH Anuradhapura	32	0	32	14	0	14
Neville F'do hospital	69	0	69	3	0	3
DGH Hambanthota	62	0	62	18	0	18
DH Rambukkana	0	0	0	0	0	0
Kamburugamuwa	21	0	21	0	0	0
Kathankudy Hospital	3	0	3	0	0	0
BH Theldeniya	20	0	20	0	0	0
BH Homagama	68	0	68	8	0	8
BH Galgamuwa	0	0	0	0	0	0
DH Abanpola	13	0	13	0	0	0
DH Lunawa	25	0	25	8	0	8
DH Ingiriya	9	0	9	1	0	1
DH Kosgama	18	0	18	3	0	3
DH Dankotuwa	10	0	10	0	0	0
DH Divulapitiya	43	0	43	0	0	0
DH Laggala Pallegama	29	0	29	5	0	5
DH Dompe	7	0	7	2	0	2
DH Pimbura	14	0	14	0	0	0
DH Karadiyanaru	27	0	27	1	0	1
DH Radawana	18	0	18	3	0	3
Ichchilampattu Hospital	13	0	13	2	0	2
DH Padiyathalawa	0	0	0	0	0	0
NHRD (Welisara)	0	0	0	0	0	0
DH Palamune	3	0	3	2	0	2
DH Udugoda	0	0	0	0	0	0
DH Narammala	17	0	17	2	0	2
DH Iththevana	0	0	0	0	0	0
DH Mathugama	7	0	7	0	0	0
DH Bandaragama	2	0	2	3	0	3
DH Nochchiyagama	6	0	6	0	0	0
DH Nawagamuwa	1	0	1	0	0	0
DH Bandarawela	0	0	0	0	0	0
DH Haguranketha	7	0	7	1	0	1
Army Hospital Panagoda	1	0	1	1	0	1
SLAF BH Katunayake	2	0	2	0	0	0
NIMH	5	0	5	0	0	0
Kandakadu treatment Centre	0	0	0	0	0	0
Gallela treatment Centre	0	0	0	0	0	0
Punani treatment Centre	0	0	0	0	0	0
Embilipitiya treatment Centre	105	0	105	0	0	0
Kahagolla treat. Centre	10	0	10	0	0	0
Samanalawewa treatment Centre	0	0	0	0	0	0
Rehabilitation Centre Ampara	19	0	19	0	0	0
Kahawatta treat. Centre	0	0	0	0	0	0
Wathupitiwela Treat. Centre	20	0	20	2	0	2
Bingiriya treat. Centre	85	0	85	5	0	5
Rambukkana treat. Centre	9	0	9	2	0	2
Polgolla treatment Centre	30	0	30	2	0	2
Yakkala treatment Centre	32	0	32	0	0	0
Kopai treatment Centre	103	0	103	0	0	0
Police training school Kalutara	0	0	0	0	0	0
Karandeniya treatment Centre	0	0	0	0	0	0
Panideniya treat. Centre	31	0	31	0	0	0
Darga town treatment Centre	8	0	8	2	0	2
BH Warakapola	51	0	51	1	0	1
Krishnapuram Treatment Center - Kilinochchi	101	0	101	16	0	16
Dambaeniya Treat. Centre	20	0	20	4	0	4
Hikkaduwa Treat. Centre	51	0	51	0	0	0
Weligama Treat. Centre	18	0	18	0	0	0
Giriulla Treat. Centre	90	0	90	0	0	0
Bidunwewa Treat. Centre	23	0	23	0	0	0
Koggala Beach Hotel	28	0	28	1	0	1
Hikkaduwa Super Corel-ICC	0	0	0	0	0	0
Habaraduwa treat. Centre	0	0	0	0	0	0